



Agenda

EXECUTIVE COMMITTEE

WEDNESDAY, January 8, 2025

2:30 p.m.

Public Participation available via Zoom
Meeting ID No. 818 8783 9809 | Passcode: 381059

Conference Room
126 Sun Street
Salinas, California 93901

CALL TO ORDER

ROLL CALL

President	Vacant
Vice President	Liz Silva (City of Gonzales)
Alternate Vice President	Glenn Church (County of Monterey)

GENERAL MANAGER AND DEPARTMENT MANAGER COMMENTS

GENERAL LEGAL COUNCIL

COMMITTEE MEMBER COMMENTS

PUBLIC COMMENTS

Receive public communications from audience on items which are not on the agenda. Speakers are limited to three minutes at the discretion of the Chair.

CONSIDERATION ITEMS

1. [Minutes of November 6, 2024 Special Meeting](#)
 - A. Committee Discussion
 - B. Public Comment
 - C. Recommended Committee Action – Approval
2. [Minutes of November 6, 2024 Meeting](#)
 - A. Committee Discussion
 - B. Public Comment
 - C. Recommended Committee Action – Approval
3. [October 2024 Claims and Financial Reports](#)
 - A. Receive report from Ray Hendricks, Finance and Administration Manager
 - B. Committee Discussion
 - C. Public Comment
 - D. Recommended Committee Action – Forward to the Board and Recommend Approval
4. [November 2024 Claims and Financial Reports](#)
 - A. Receive report from Ray Hendricks, Finance and Administration Manager
 - B. Committee Discussion
 - C. Public Comment
 - D. Recommended Committee Action – Forward to the Board and Recommend Approval
5. [A Resolution Approving Supplemental Appropriation of \\$20,000 for the Acceptance of the Monterey Bay Air Resources District Fiscal Year 2024-25 AB2766 Motor Vehicle Emissions Reduction Program Grant](#)
 - A. Receive report from Mandy Brooks, Resource Recovery Manager
 - B. Committee Discussion

- C. Public Comment
- D. Recommended Committee Action – Forward to the Board and Recommend Approval

6. [A Resolution Approving the Purchase of a 24-hour Fire Detection and Suppression System from Fire Rover for the Jolon Road Transfer Station in the Amount of \\$179,000, and a Supplemental Appropriation in the Amount of \\$200,000](#)

- A. Receive report from Brian Kennedy, Engineering and Environmental Compliance Manager
- B. Committee Discussion
- C. Public Comment
- D. Recommended Committee Action – Provide Input and Forward to the Board Recommending Approval

7. [Request for Fiscal Year 2025-26 Preliminary Budget Direction](#)

- A. Receive report from Ray Hendricks, Finance and Administration Manager
- B. Committee Discussion
- C. Public Comment
- D. Recommended Committee Action – Provide Input and Forward to the Board

PRESENTATIONS

8. [2024 Employee Survey Results](#)

- A. Receive report from Monica Zuñiga, Human Resources Supervisor
- B. Committee Discussion
- C. Public Comment
- D. Recommended Committee Action – None; Information Only

FUTURE AGENDA ITEMS

9. [Future Agenda Items – View Ahead Calendar](#)

ADJOURNMENT

Meeting Information

To observe the meeting, go to our YouTube channel at <https://www.youtube.com/user/svswa831>.

To participate virtually during the meeting and make a general comment or comments on a specific agenda item as an item is being heard, join the meeting through Zoom using the link below. Join with computer audio at:

<https://us02web.zoom.us/j/81887839809?pwd=RrvbP8PW7A3zgYgLbd4ZonqUJ4ytbD.1>. When ready to make a public comment, click the Raise Hand icon.

To participate by telephone dial any of the numbers listed below and enter the meeting ID number and passcode:

+1 669 900 9128	+1 253 215 8782	+1 346 248 7799
+1 301 715 8592	+ 1 312 626 6799	+ 1 646 558 8656
Enter Meeting ID: 818 8783 9809 #		Passcode: 381059
To Raise your Hand press *9		To Mute and Unmute yourself press *6

Public comments may also be submitted via e-mail to the Clerk of the Board at comment@svswa.org. Comments must be received by 1 p.m. on Wednesday, January 8, 2025 and should be limited to 250 words or less. Every effort will be made to read your comment into the record, but some comments may not be read due to time limitations. Comments received via e-mail after 1 p.m. will be made part of the record if received prior to the end of the meeting. To assist the Clerk in identifying the agenda item relating to your public comment please indicate in the Subject Line the item number (i.e., Item No. 10).

This meeting agenda was posted at the Salinas Valley Solid Waste Authority office at 126 Sun Street, Salinas, and the Authority's Website on **Thursday, January 2, 2025**. The Executive Committee will next meet in regular session on **Wednesday, February 5, 2025**, at **2:30 p.m.** Staff reports for the Authority Executive Committee meetings are available for review at 126 Sun Street, Salinas, California 93901, Phone 831-775-3000 and at www.salinasvalleyrecycles.org.

In compliance with the Americans with Disabilities Act, if you need special assistance to participate in the meeting, please contact Erika J. Trujillo, Clerk of the Board, at 831-775-3000. Notification 48 hours prior to the meeting will enable the Authority to make reasonable arrangements to ensure accessibility to this meeting (28 CFR Executive Committee to provide direction 35.102-35.104 ADA Title II).

**MINUTES OF SPECIAL MEETING
SALINAS VALLEY SOLID WASTE AUTHORITY
EXECUTIVE COMMITTEE
November 6, 2024**
126 Sun Street, Salinas, CA 93901

CALL TO ORDER

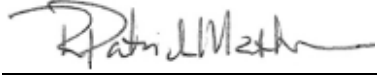
President Rocha called the meeting to order at 2:39 p.m.

COMMITTEE MEMBERS PRESENT

City of Salinas	Anthony Rocha, <i>President</i>
City of Gonzales	Liz Silva, <i>Vice President</i>
County of Monterey	Glenn Church, <i>Alt. Vice President</i>

STAFF MEMBERS PRESENT

Patrick Mathews, General Manager/CAO
Cesar Zuñiga, Assistant GM / Operations Manager
Ray Hendricks, Finance and Administration Manager
Brian Kennedy, Engineering and Environmental Compliance Manager
Mandy Brooks, Resource Recovery Manager
Roy Santos, General Counsel (<i>virtually</i>)
Rosie Ramirez, Administrative Assistant
Erika J. Trujillo, Clerk of the Board

ITEM NO. 1
Agenda Item

General Manager/CAO
N/A
Authority General Counsel

GENERAL MANAGER AND DEPARTMENT MANAGER COMMENTS

(2:40) General Manager Mathews reported that a meeting has been scheduled with the County of Monterey permit department staff to discuss the Crazy Horse Transfer Station Project.

GENERAL COUNSEL COMMENTS

(2:40) None

COMMITTEE COMMENTS

(2:41) None

PUBLIC COMMENT

(2:42) None

CONSIDERATION ITEMS

1. Discussion on Whether to Release a Letter of Intent Pending Board Approval of Lowest Bid Package.

(2:42) Engineering and Environmental Compliance Manager Kennedy reported on the bids received for the Jolon Dump Road Rehabilitation Project. He indicated that the lowest responsive bidder had been notified the award of the contract would be considered at the November 21, 2024, Board of Directors meeting. Mr. Kennedy explained that the contractor would like to take advantage of the good weather and start before the Board meeting, requesting a notice of intent to proceed to obtain the appropriate bonds and insurance required by the contract.

Committee Discussion: The Committee discussed the report.

Public Comment: None

Committee Action: Alt. Vice President Church made a motion to approve the release the letter of intent. Vice President Silva seconded the motion. The motion passed unanimously: 3-0

ADJOURNMENT

President Rocha adjourned the meeting at 2:44 p.m.

APPROVED: _____
Liz Silva, Vice President

ATTEST: _____
Erika J. Trujillo, Clerk of the Board

**MINUTES OF SPECIAL MEETING
SALINAS VALLEY SOLID WASTE AUTHORITY
EXECUTIVE COMMITTEE
November 6, 2024**
126 Sun Street, Salinas, CA 93901

CALL TO ORDER

President Rocha called the meeting to order at 2:44 p.m.

COMMITTEE MEMBERS PRESENT

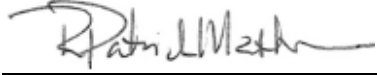
City of Salinas	Anthony Rocha, <i>President</i>
City of Gonzales	Liz Silva, <i>Vice President</i>
County of Monterey	Glenn Church, <i>Alt. Vice President</i>

STAFF MEMBERS PRESENT

Patrick Mathews, General Manager/CAO
Cesar Zuñiga, Assistant GM / Operations Manager
Ray Hendricks, Finance and Administration Manager
Brian Kennedy, Engineering and Environmental Compliance Manager
Mandy Brooks, Resource Recovery Manager
Roy Santos, General Counsel (<i>virtually</i>)
Rosie Ramirez, Administrative Assistant
Erika J. Trujillo, Clerk of the Board

ITEM NO. 2

Agenda Item



General Manager/CAO

N/A

Authority General Counsel

GENERAL MANAGER AND DEPARTMENT MANAGER COMMENTS

(2:44) None

GENERAL COUNSEL COMMENTS

(2:44) None

COMMITTEE COMMENTS

(2:45) None

PUBLIC COMMENT

(2:45) None

CONSIDERATION ITEMS

(2:45)

1. Minutes of October 2, 2024 Meeting

Committee Discussion: None

Public Comment: None

Committee Action: Alt. Vice President Church made a motion to approve the minutes as presented. Vice President Silva seconded the motion. The motion passed unanimously: The motion passed unanimously: 3-0

2. September 2024 Claims and Financial Reports

(2:46) Finance and Administration Manager Hendricks provided a report on the September 2024 agency finances. He indicated revenues are slightly up compared to last year and expenditures are within the approved budget.

Committee Discussion: None

Public Comment: None

Committee Action: Vice President Silva made a motion to forward to the Board recommending approval. Alternate Vice President Church seconded the motion. The motion passed unanimously: 3-0.

3. September 2024 Quarterly Investments Report

(2:47) Finance and Administration Manager Hendricks provided a report on the investments for quarter end September 30, 2024. He detailed the investment allocations and explained the return-on-investment percentages.

Committee Discussion: The Committee discussed the presentation.

Public Comment: None

Committee Action: Vice President Silva made a motion to forward to the Board. Alt. Vice President Church seconded the motion. The motion passed unanimously: 3-0.

4. A Resolution Approving the Allocation of Cash Balances for Fiscal Year 2023-24, and Supplemental Appropriation to Fund Adjustments to the Operating Budget

(2:48) Finance and Administration Manager Hendricks presented a brief report on the allocation of Surplus Fund from FY 2023-24. He briefly explained the restricted accounts by legal agreement, the financial policy, and the recommended allocations. He explained the special request for funds to pay down the Unfunded Actuarial Liability (UAL) for the PERS pension plan.

Committee Discussion: None

Public Comment: None

Committee Action: Vice President Silva made a motion to forward to the Board. Alt. Vice President Church seconded the motion. The motion passed unanimously: 3-0.

FUTURE AGENDA ITEMS

5. Future Agenda Items – View Ahead Calendar

(2:52) General Manager/CAO reviewed the view ahead.

CLOSED SESSION

(2:54) President Rocha invited public comment on closed session items numbered six, seven, and eight.

6. Pursuant to **Government Code Section 54957 (b)** to consider the Performance Evaluation of the General Manager/Chief Administrative Officer R. Patrick Mathews for 2024.

7. Pursuant to **Government Code Section 54957 (b)** to consider the Performance Evaluation of the General Counsel Roy C. Santos for 2024.

PUBLIC COMMENT

(2:54) None

(2:55) President Rocha adjourned the meeting into closed session to discuss items numbered six, and seven.

RECONVENE

(3:19) President Rocha reconvened the meeting to open session with no reportable actions taken in closed session.

ADJOURNMENT

President Rocha adjourned the meeting at 3:19 p.m.

APPROVED: _____
Liz Silva, Vice President

ATTEST: _____
Erika J. Trujillo, Clerk of the Board



Report to the Executive Committee

ITEM NO. 3

Finance and Administration
Manager/Controller/Treasurer

General Manager/CAO

N/A

General Counsel

Date: January 8, 2025
From: C. Ray Hendricks, Finance and Administration Manager
Title: October 2024 Claims and Financial Reports

RECOMMENDATIONS

Staff requests that the Executive Committee recommend acceptance of the October 2024 Claims and Financial Reports.

DISCUSSION & ANALYSIS

Please refer to the attached financial reports and checks issued report for the month of October for a summary of the Authority's financial position as of October 31, 2024. The following are highlights of the Authority's financial activity for the month of October.

Results of Operations (Consolidated Statement of Revenues and Expenditures)

For the month of October 2024, operating revenues exceeded expenditures by \$920,833.

Revenues (Consolidated Statement of Revenues and Expenditures)

	October Budget	October Actual	Over/(Under)	
Tipping Fees - Solid Waste	1,241,862	1,402,008	160,146	12.9%
Tipping Fees - Diverted Materials	279,850	282,076	2,226	0.8%
Other Revenues	663,791	673,956	10,165	1.5%
Total Revenue	2,185,503	2,358,040	172,537	7.9%

Solid Waste revenues for October were \$160,146 or 12.9% over budgeted amounts. Diverted Material revenues for October were \$2,226 or 0.8% over budgeted amounts. October total revenue was \$172,537 or 7.9% over budgeted amounts.

	Y-T-D Budget	Y-T-D Actual	Over/(Under)	
Tipping Fees - Solid Waste	4,944,067	5,399,352	455,285	9.2%
Tipping Fees - Diverted Materials	1,169,340	1,143,123	(26,217)	-2.2%
Other Revenues	3,018,417	3,299,676	281,259	9.3%
Total Revenue	9,131,824	9,842,151	710,327	7.8%

Solid Waste revenues year to date as of October were \$455,285 or 9.2% over budgeted amounts. Diverted Material revenues year to date as of October were \$26,217 or 2.2% under budgeted amounts. Year to date total revenue as of October was \$710,327 or 7.8% over budgeted amounts.

Operating Expenditures (Consolidated Statement of Revenues and Expenditures)

As of October 31, 2024 (33.3% of the fiscal year), year-to-date operating expenditures totaled \$8,965,861. This is 38.4% of the operating budget of \$23,350,000.

Capital Project Expenditures (Consolidated Grant and CIP Expenditures Report)

For the month of October 2024, capital project expenditures totaled \$321,862. \$132,979 was for Equipment Replacement. \$59,961 was for SB1383 Local Assistance Grant Program. \$31,674 was for North County Transfer Station. \$21,424 was for JC Entrance Facility. \$15,160 was for JC LFG System Improvements. \$14,298 was for JR Postclosure Maintenance. \$13,691 was for CH Postclosure Maintenance. \$10,722 was for LR Postclosure Maintenance.

Claims Checks Issued Report

The Authority's Checks Issued Report for the month of October 2024 is attached for review and acceptance. October disbursements totaled \$1,655,124.99 of which \$667,083.46 was paid from the payroll checking account for payroll and payroll related benefits.

In addition to the vendor payments issued, expenditures for debt service principal and interest payments in the amount of \$2.9 million were recorded in August

The following is a list of vendors paid more than \$50,000 during the month of October 2024.

Vendor	Services	Amount
Atlas Organics CU11, LLC	Organics Processing	\$183,418.69
Ca. Dep. Of Tax and Fee. Admin.	Quarterly Landfill State Fee	\$85,504.00
West Coast Driveway Services, Inc.	2017 International Water Truck	\$84,099.00
Southern Counties Lubricants LLC.	Monthly Equipment Fuel	\$68,461.08
J R Miller & Associates, Inc.	All Sites Engineering Services	\$54,889.85

Cash Balances

The Authority's cash position increased by \$1,125,975.89 during October to \$36,657,683.43. Most of the cash balance is restricted, held in trust, committed, or assigned as shown below. Cash for Capital Improvements and post closure funded from operations is transferred at the beginning of the year. Additionally, cash for debt service principal payments is transferred in July so that the payment can be made in October. While these transfers and payments leave the balance available for operations with a negative balance, profitable operations should improve the balance to a positive amount by the end of the fiscal year.

Restricted by Legal Agreements:

Johnson Canyon Closure Fund	5,185,305.23
Restricted for Pension Liabilities (115 Trust)	-
State & Federal Grants	497,324.09
BNY - Bond 2022A Payment	-

Funds Held in Trust:

Central Coast Media Recycling Coalition	141,476.37
Employee Unreimbursed Medical Claims	7,353.66

Committed by Board Policy:

AB939 Services	-
Undesignated Fund Balance	2,703,105.88
Designated for Capital Projects Reserve	4,093,074.71
Designated for Environmental Impairment Reserve	2,678,486.88
Designated for Operating Reserve	3,264,000.00
Expansion Fund (South Valley Revenues)	5,114,928.73

Assigned for Post Closure and Capital Improvements

Crazy Horse Post Closure	992,876.62
Lewis Road Post Closure	343,055.31
Jolon Road Post Closure	101,665.45
Johnson Canyon Post Closure	2,862,617.55
Capital Improvement Projects	11,424,148.72

Available for Operations: (2,751,735.77)

Total	<u><u>36,657,683.43</u></u>
-------	-----------------------------

ATTACHMENTS

1. October 2024 Consolidated Statement of Revenues and Expenditures
2. October 2024 Consolidated Grant and CIP Expenditures Report
3. October 2024 Checks Issued Report

Salinas Valley Solid Waste Authority
Consolidated Statement of Revenues and Expenditure
For Period Ending October 31, 2024

	CURRENT BUDGET	M-T-D REV/EXP	Y-T-D REV/EXP	% OF BUDGET	REMAINING BALANCE	Y-T-D ENCUMBRANCES	UNENCUMBERED BALANCE
<u>Revenue Summary</u>							
Tipping Fees - Solid Waste	14,083,100	1,402,008	5,399,352	38.3 %	8,683,748	0	8,683,748
Tipping Fees - Diverted Materials	3,393,800	282,076	1,143,123	33.7 %	2,250,677	0	2,250,677
AB939 Service Fee	5,008,400	417,368	1,669,472	33.3 %	3,338,928	0	3,338,928
Charges for Services	2,595,000	237,117	939,635	36.2 %	1,655,365	0	1,655,365
Sales of Materials	140,000	10,829	27,451	19.6 %	112,549	0	112,549
Gas Royalties	320,000	0	86,219	26.9 %	233,781	0	233,781
Investment Earnings	1,000,000	8,642	576,899	57.7 %	423,101	0	423,101
Total Revenue	26,540,300	2,358,039	9,842,151	37.1 %	16,698,149	0	16,698,149
<u>Expense Summary</u>							
Executive Administration	569,600	34,833	140,782	24.7 %	428,818	178	428,640
Administrative Support	518,200	28,579	231,869	44.7 %	286,331	5,438	280,893
Human Resources Administration	297,600	29,040	94,572	31.8 %	203,028	26,899	176,128
Clerk of the Board	218,800	12,425	60,514	27.7 %	158,286	1,094	157,192
Finance Administration	985,900	51,789	322,285	32.7 %	663,615	6,847	656,767
Operations Administration	772,700	45,498	225,086	29.1 %	547,614	1,744	545,870
Resource Recovery	1,434,300	91,770	387,748	27.0 %	1,046,552	13,116	1,033,436
Marketing	100,600	22,117	48,756	48.5 %	51,844	38,152	13,692
Public Education	247,400	14,865	74,161	30.0 %	173,239	89,459	83,779
Household Hazardous Waste	1,169,600	67,916	293,282	25.1 %	876,318	123,583	752,734
C & D Diversion	370,800	10,954	45,303	12.2 %	325,497	76,782	248,716
Organics Diversion	2,309,800	174,952	466,533	20.2 %	1,843,267	1,523,555	319,712
Diversion Services	40,000	0	11,011	27.5 %	28,989	2,635	26,354
JR Transfer Station	920,400	55,597	309,587	33.6 %	610,813	2,291	608,522
JR Recycling Operations	260,300	11,123	65,484	25.2 %	194,816	14	194,802
ML Transportation Operations	1,866,800	137,286	729,015	39.1 %	1,137,785	10,336	1,127,449

Salinas Valley Solid Waste Authority
Consolidated Statement of Revenues and Expenditure
For Period Ending October 31, 2024

	CURRENT BUDGET	M-T-D REV/EXP	Y-T-D REV/EXP	% OF BUDGET	REMAINING BALANCE	Y-T-D ENCUMBRANCES	UNENCUMBERED BALANCE
ML Recycling Operations	644,500	35,574	168,714	26.2 %	475,786	27	475,759
JC Landfill Operations	4,551,400	381,921	1,436,027	31.6 %	3,115,373	615,033	2,500,340
JC Recycling Operations	595,500	37,103	152,776	25.7 %	442,724	78,919	363,805
Johnson Canyon ECS	649,700	47,655	98,006	15.1 %	551,694	103,579	448,115
Sun Street ECS	237,600	1,995	115,497	48.6 %	122,103	792	121,311
Debt Service - Interest	381,600	0	199,903	52.4 %	181,698	0	181,698
Debt Service - Principal	2,730,000	0	2,730,000	100.0 %	0	0	0
Closure/Post Closure Set-Aside	389,400	38,018	147,352	37.8 %	242,048	0	242,048
Cell Construction Set-Aside	1,087,500	106,197	411,599	37.8 %	675,902	0	675,902
Total Expense	23,350,000	1,437,206	8,965,861	38.4 %	14,384,139	2,720,473	11,663,665
Revenue Over/(Under) Expenses	3,190,300	920,833	876,290	27.5 %	2,314,010	(2,720,473)	5,034,484

Salinas Valley Solid Waste Authority

Consolidated CIP Expenditure Report

For Period Ending October 31, 2024

	CURRENT BUDGET	M-T-D REV/EXP	Y-T-D REV/EXP	% OF BUDGET	REMAINING BALANCE	Y-T-D ENCUMBRANCES	UNENCUMBERED BALANCE
<u>Fund 131 - Crazy Horse Post-Closure Fund</u>							
131 9316 CH Corrective Action Program	250,000	0	0	0.0 %	250,000	0	250,000
131 9321 CH Postclosure Maintenance	953,549	13,691	210,849	22.1 %	742,701	64,499	678,202
Total Fund 131 - Crazy Horse Post-Closure F	1,203,549	13,691	210,849	17.5 %	992,701	64,499	928,202
<u>Fund 141 - Lewis Road Post-Closure Fund</u>							
141 9403 LR Postclosure Maintenance	444,623	10,722	101,568	22.8 %	343,055	45,017	298,038
Total Fund 141 - Lewis Road Post-Closure F	444,623	10,722	101,568	22.8 %	343,055	45,017	298,038
<u>Fund 161 - Jolon Road Post-Closure Fund</u>							
161 9604 JR Postclosure Maintenance	366,027	14,298	264,369	72.2 %	101,658	20,290	81,368
Total Fund 161 - Jolon Road Post-Closure F	366,027	14,298	264,369	72.2 %	101,658	20,290	81,368
<u>Fund 211 - Grants</u>							
211 9217 Micro Grants for Mattress Collector	10,624	0	8,556	80.5 %	2,068	0	2,068
211 9231 Tire Amnesty 2023-24	46,000	7,594	11,029	24.0 %	34,971	1,307	33,663
211 9232 SB1383 Local Assistance Grant Prc	676,404	59,961	100,528	14.9 %	575,876	59,551	516,325
211 9262 CalRecycle - Household Hazardous	60,030	0	0	0.0 %	60,030	0	60,030
211 9263 Cal Recycle - 2022-23 CCPP	6,767	0	650	9.6 %	6,117	0	6,117
211 9264 Cal Recycle - 2023-24 CCPP	22,262	0	325	1.5 %	21,937	0	21,937
Total Fund 211 - Grants	822,086	67,555	121,088	14.7 %	700,998	60,858	640,140
<u>Fund 800 - Capital Improvement Projects Fu</u>							
800 9101 Equipment Replacement	2,554,275	132,979	369,395	14.5 %	2,184,880	437,856	1,747,024
800 9105 Concrete Grinding	80,614	0	0	0.0 %	80,614	0	80,614
800 9109 Organics Infrastructure Upgrades	2,500,000	0	1,160,003	46.4 %	1,339,997	1,339,997	0
800 9214 Organics Program 2016-17	735,733	0	6,737	0.9 %	728,997	0	728,997
800 9322 North County Transfer Station	115,236	31,674	44,170	38.3 %	71,065	74,556	(3,491)
800 9501 JC LFG System Improvements	415,245	15,160	169,760	40.9 %	245,485	158,614	86,871
800 9505 JC Partial Closure	126,129	0	8,406	6.7 %	117,723	0	117,723

Salinas Valley Solid Waste Authority
Consolidated CIP Expenditure Report
For Period Ending October 31, 2024

	CURRENT BUDGET	M-T-D REV/EXP	Y-T-D REV/EXP	% OF BUDGET	REMAINING BALANCE	Y-T-D ENCUMBRANCES	UNENCUMBERED BALANCE
800 9506 JC Litter Control Barrier	130,625	0	0	0.0 %	130,625	0	130,625
800 9507 JC Corrective Action	250,000	0	0	0.0 %	250,000	0	250,000
800 9521 JC Entrance Facility	177,622	21,424	24,800	14.0 %	152,822	27,713	125,110
800 9527 JC Module Engineering and Constr	4,088,756	7,779	35,784	0.9 %	4,052,973	0	4,052,973
800 9528 Roadway Improvements	1,514,318	6,581	18,960	1.3 %	1,495,358	61,280	1,434,078
800 9601 JR Transfer Station Improvements	77,869	0	24	0.0 %	77,845	0	77,845
Total Fund 800 - Capital Improvement Projec	12,766,423	215,596	1,838,038	14.4 %	10,928,385	2,100,015	8,828,370
Total CIP Expenditures	15,602,709	321,862	2,535,911	16.3 %	13,066,797	2,290,679	10,776,118

Salinas Valley Solid Waste Authority
Checks Issued Report for 10/1/2024 to 10/31/2024

Check #	Name	Check Date	Amount	Check Total
34568	ADMANOR, INC CCRMC Monthly Media & Marketing Service	10/3/2024	12,335.00	12,335.00
34568	ADMANOR, INC CCRMC Monthly Media & Marketing Service	10/17/2024	(12,335.00)	(12,335.00)
34569	ALESHIRE & WYNDER, LLP Monthly Legal Services	10/3/2024	3,901.50	3,901.50
34570	Atlas Copco USA Holdings Inc JC Maintenance Supplies	10/3/2024	4,110.26	4,110.26
34571	ATLAS ORGANICS CU11, LLC Organics Processing	10/3/2024	7,380.00	7,380.00
34572	BLUE STRIKE ENVIRONMENTAL INC Special Event Recycling	10/3/2024	2,816.00	2,816.00
34573	CDW GOVERNMENT Adm Network Support	10/3/2024	335.98	335.98
34574	COMCAST Adm Internet Services	10/3/2024	125.06	125.06
34575	DOUGLAS NOLAN School Assembly Program	10/3/2024	1,250.00	1,250.00
34576	ERIC GARCIA ML & JR Vehicle Maintenance	10/3/2024	1,445.00	1,445.00
34577	EXHIBITS ETC RR Outreach Tent	10/3/2024	1,055.00	1,055.00
34578	FIRST ALARM All Sites Bldg. Alarm Services	10/3/2024	1,605.63	1,605.63
34579	GLOBAL EQUIPMENT COMPANY INC. HHW Facility Maintenance	10/3/2024	139.73	139.73
34580	GOLDEN STATE TRUCK & TRAILER REPAIR JR Vehicle Maintenance	10/3/2024	536.00	536.00
34581	GONZALES ACE HARDWARE JC Facility Maintenance	10/3/2024	6.48	6.48
34582	INFINITY STAFFING SERVICES, INC. JC Contract Labor	10/3/2024	1,403.77	1,403.77
34583	KING CITY HARDWARE INC. JR Facility Maintenance	10/3/2024	19.56	19.56

Salinas Valley Solid Waste Authority
Checks Issued Report for 10/1/2024 to 10/31/2024

Check #	Name	Check Date	Amount	Check Total
34584	MISSION LINEN SUPPLY All Sites Uniforms	10/3/2024	481.14	481.14
34585	MONTEREY COUNTY BUSINESS COUNCIL MCBC Conference	10/3/2024	25.00	25.00
34586	OLYMPIC WIRE & EQUIPMENT, INC. JC Org Equipment Maintenance	10/3/2024	1,764.41	1,764.41
34587	OPENGOV, INC Annual Transparency Website	10/3/2024	1,971.27	1,971.27
34588	PACE ANALYTICAL SERVICES, LLC JR Lab Analysis	10/3/2024	351.20	351.20
34589	PITNEY BOWES - POSTAGE Adm Postage	10/3/2024	1,100.46	1,100.46
34590	QUINN COMPANY JC Equipment Maintenance	10/3/2024	646.05	646.05
34591	SOUTHERN COUNTIES LUBRICANTS LLC All Sites Biodiesel Fuel	10/3/2024	12,235.49	12,235.49
34592	VALERIO VARELA JR JR Vehicle Maintenance ML Vehicle Maintenance	10/3/2024	800.00 800.00	1,600.00
34593	WEST COAST RUBBER RECYCLING, INC Tire Amnesty	10/3/2024	1,551.00	1,551.00
34594	US BANK CORPORATE PAYMENT SYSTEM Signs Direct: RR Public Outreach Amazon: JC Safety Supplies Last Chance Mercantile: RR Supplies Indeed: HR Recruitments Amazon: MLTS Facility Supplies Vista Print: HHW Office Supplies CalPERS Educational Forum Nextiva: HR Fax Line Smart & Final: Admin Office Supplies Amazon: JC ECS Supplies Signs.com: JC Facility Maintenance SurveyMonkey: Admin Software AT&T: Finance Internet Amazon: JC Office Supplies Amazon: RR Department Supplies Rancho San Miguel: JC Safety Supplies Ebay: JC Maintenance Supplies Harbor Freight: JC Maintenance Supplies Certus: HHW Training	10/8/2024	172.99 111.06 209.63 137.44 39.30 52.42 549.00 51.98 9.28 40.23 1,350.88 99.00 43.23 25.12 61.17 38.90 61.57 155.81 245.00	

Salinas Valley Solid Waste Authority
Checks Issued Report for 10/1/2024 to 10/31/2024

Check #	Name	Check Date	Amount	Check Total
	Hyatt Anaheim: CRRR Conference		1,009.86	
	Amazon: JC Safety Supplies		39.90	
	AT&T: 126 SS Internet Services		230.50	
	Amazon: JC Safety Supplies		120.56	
	Amazon: RR Ed Center Supplies		30.16	
	CRRR: RR Memberships		200.00	
	Walmart: Admin Office Supplies		293.38	
	Amazon: JC Organics Supplies		21.52	
	Amazon: JC Organics Supplies		20.46	
	Preserve Food Service: RR Ed Center Supplies		259.02	
	Lowe's: JC Organics Supplies		184.63	
	Grammarly: RR Public Outreach		75.00	
	Costco: RR Replacement Laptops		2,009.23	
	Amazon: JC Vehicle Supplies		382.49	
	Karmel Shuttle: CRRR Conference		10.13	
	El Pollo Loco: Executive Committee Supplies		265.00	
	Gemplers: JC Facility Maintenance		5,205.97	
	Kohl's: Admin Office Supplies		61.14	
	Zoom: Online Meetings		109.16	
				13,982.12
34595	**Void**	10/8/2024	-	-
34596	**Void**	10/8/2024	-	-
34597	**Void**	10/8/2024	-	-
34598	**Void**	10/8/2024	-	-
34599	Agile Occupational Medicine PC Agile Occupational Medicine	10/10/2024	1,008.40	1,008.40
34600	AGUSTIN TINAJERO - ESPRIELLA CH & LR Facility Maintenance	10/10/2024	5,200.00	5,200.00
34601	ASBURY ENVIRONMENTAL SERVICES HHW Hauling & Disposal	10/10/2024	211.00	211.00
34602	AT&T SERVICES INC Adm Internet Service	10/10/2024	40.74	40.74
34603	BLUE STRIKE ENVIRONMENTAL INC RR Consulting Services	10/10/2024	2,878.54	2,878.54
34604	CLARK PEST CONTROL, INC HHW Exterminator Services	10/10/2024	23.00	23.00

Salinas Valley Solid Waste Authority
Checks Issued Report for 10/1/2024 to 10/31/2024

Check #	Name	Check Date	Amount	Check Total
34605	COMPUTERSMITHS LLC DOT Clearinghouse enrollment RA	10/10/2024	113.00	113.00
34606	Elevator Service Co. of Central California Inc. Common Area Maintenance	10/10/2024	255.00	255.00
34607	ERNEST BELL D. JR All Sites Janitorial Services	10/10/2024	4,140.00	4,140.00
34608	FRESNO OXYGEN JC Equipment Maintenance	10/10/2024	380.63	380.63
34609	GOLDEN STATE TRUCK & TRAILER REPAIR JR Vehicle Maintenance ML Vehicle Maintenance	10/10/2024	709.47 7,026.83	7,736.30
34610	GONZALES ACE HARDWARE JC Facility Maintenance	10/10/2024	4.45	4.45
34611	GREEN RUBBER - KENNEDY AG, LP JC Maintenance Supplies	10/10/2024	1,061.04	1,061.04
34612	JOHN NAEGLER Safety Boot Reimbursement	10/10/2024	260.00	260.00
34613	MISSION LINEN SUPPLY All Sites Uniforms	10/10/2024	433.42	433.42
34614	PACE ANALYTICAL SERVICES, LLC All Lab Analysis	10/10/2024	2,980.50	2,980.50
34615	PACIFIC TRUCK PARTS, INC JC Equipment Maintenance ML Vehicle Maintenance	10/10/2024	132.78 387.08	519.86
34616	PENINSULA MESSENGER LLC All Sites Courier Services	10/10/2024	1,147.00	1,147.00
34617	PENINSULA PLASTICS LIMITED Kitchen Compost Pails	10/10/2024	13,088.00	13,088.00
34618	PRICILLIA RODRIGUEZ JC Hauling Services	10/10/2024	774.13	774.13
34619	QUINN COMPANY JC Equipment Maintenance	10/10/2024	654.82	654.82
34620	RJMS CORPORATION HHW Equipment Maintenance	10/10/2024	1,326.43	1,326.43

Salinas Valley Solid Waste Authority
Checks Issued Report for 10/1/2024 to 10/31/2024

Check #	Name	Check Date	Amount	Check Total
34621	SOUTHERN COUNTIES LUBRICANTS LLC All Sites Biodiesel Fuel	10/10/2024	16,220.02	16,220.02
34622	VALERIO VARELA JR ML Vehicle Maintenance	10/10/2024	250.00	250.00
34623	WHITE CAP, LP JR Facility Maintenance	10/10/2024	1,355.90	1,355.90
34624	MONTEREY COUNTY DEPARTMENT OF PUBLIC WORKS CH Permit Fees	10/10/2024	4,788.60	4,788.60
34625	A & G PUMPING, INC JR & RR Portable Toilets	10/17/2024	426.50	426.50
34626	ADVANCED CHEMICAL TRANSPORT, INC. HHW Hauling & Disposal	10/17/2024	13,572.53	13,572.53
34627	AGRI-FRAME, INC JC Vehicle Maintenance Supplies JR Vehicle Maintenance Supplies	10/17/2024	48.81 59.33	108.14
34628	AGUSTIN TINAJERO - ESPRIELLA Ed Center Raised Beds	10/17/2024	1,300.00	1,300.00
34629	AMERICAN SUPPLY CO. JC Janitorial Supplies	10/17/2024	469.68	469.68
34630	ARAM AND TAVIT KARABETYAN CH Facility Maintenance	10/17/2024	141.25	141.25
34631	AT&T SERVICES INC All Sites Telephone Service	10/17/2024	182.73	182.73
34632	Atlas Copco USA Holdings Inc JC Maintenance Supplies	10/17/2024	1,604.00	1,604.00
34633	ATLAS ORGANICS CU11, LLC Monthly Organics Processing	10/17/2024	132,218.69	132,218.69
34634	AUTOMATION DIRECT JC Org Equipment Maintenance	10/17/2024	381.97	381.97
34635	Bendarock Inc. JR Safety Supplies	10/17/2024	89.52	89.52
34636	BLUE STRIKE ENVIRONMENTAL INC Special Event Recycling	10/17/2024	1,536.50	1,536.50

Salinas Valley Solid Waste Authority
Checks Issued Report for 10/1/2024 to 10/31/2024

Check #	Name	Check Date	Amount	Check Total
34637	BRYAN EQUIPMENT JC Equipment Maintenance	10/17/2024	172.37	172.37
34638	CALIFORNIA LIVE FLOORS, INC, ML Vehicle Maintenance	10/17/2024	1,510.19	1,510.19
34639	CALIFORNIA WATER SERVICE JR Water Service	10/17/2024	253.28	253.28
34640	CESAR ZUÑIGA JC Vehicle Maintenance	10/17/2024	360.00	360.00
34641	CORE & MAIN LP JC LFG Improvements	10/17/2024	4,854.01	4,854.01
34642	CUTTING EDGE SUPPLY JC Equipment Maintenance	10/17/2024	494.63	494.63
34643	DATAFLOW BUSINESS SYSTEMS INC. Printer Network Support	10/17/2024	23.37	23.37
34644	ERIC GARCIA ML & JR Vehicle Maintenance	10/17/2024	1,445.00	1,445.00
34645	EXPRESS SAFETY INC JC Safety Supplies	10/17/2024	453.67	453.67
34646	FIRST ALARM SS & Adm Alarm Service	10/17/2024	783.69	783.69
34647	GOLDEN STATE TRUCK & TRAILER REPAIR JR Vehicle Maintenance ML Vehicle Maintenance	10/17/2024	170.15 1,662.47	1,832.62
34648	GONZALES ACE HARDWARE All Sites Facility Maintenance	10/17/2024	195.14	195.14
34649	GONZALES TIRE & AUTO SUPPLY JC Equipment Maintenance Supplies	10/17/2024	1,687.62	1,687.62
34650	**Void**	10/17/2024	-	-
34651	**Void**	10/17/2024	-	-
34652	GRAINGER JC Safety Supplies RR Garden Supplies	10/17/2024	141.80 38.93	180.73

Salinas Valley Solid Waste Authority
Checks Issued Report for 10/1/2024 to 10/31/2024

Check #	Name	Check Date	Amount	Check Total
34653	GREEN RUBBER - KENNEDY AG, LP JC Maintenance Supplies	10/17/2024	8,317.52	8,317.52
34654	HERC RENTALS INC. JC Equipment Maintenance	10/17/2024	30,588.91	30,588.91
34655	HOPE SERVICES JC Litter Abatement	10/17/2024	9,179.37	9,179.37
34656	HYDROTURF, INC JC Maintenance Supplies	10/17/2024	76.04	76.04
34657	INFINITY STAFFING SERVICES, INC. JC Contract Labor	10/17/2024	1,922.40	1,922.40
34658	J R Miller & Associates, Inc. All Sites Engineering Services	10/17/2024	54,889.85	54,889.85
34659	Jason Guillen WasteCon Travel	10/17/2024	259.00	259.00
34660	JT HOSE & FITTINGS JC Org Equipment Maintenance	10/17/2024	303.01	303.01
34661	JULIO GIL Facility Signs	10/17/2024	888.20	888.20
34662	Maestro Health FSA Service Fees	10/17/2024	150.00	150.00
34663	MANUEL PEREA TRUCKING, INC. JC Hauling Services	10/17/2024	540.00	540.00
34664	MISSION LINEN SUPPLY All Sites Uniforms	10/17/2024	503.11	503.11
34665	NEU-SCAPES, INC. Admin Building Landscape Jardin El Sol Maintenance	10/17/2024	1,150.00 200.00	1,350.00
34666	ODP BUSINESS SOLUTIONS, LLC All Sites Office Supplies	10/17/2024	2,134.54	2,134.54
34667	**Void**	10/17/2024	-	-
34668	OLYMPIC WIRE & EQUIPMENT, INC. JC Org Equipment Maintenance	10/17/2024	11,991.41	11,991.41

Salinas Valley Solid Waste Authority
Checks Issued Report for 10/1/2024 to 10/31/2024

Check #	Name	Check Date	Amount	Check Total
34669	ONE STOP AUTO CARE V&S AUTO CARE, INC Adm Equipment Maintenance	10/17/2024	66.69	66.69
34670	O'REILLY AUTOMOTIVE STORES, INC. JC Vehicle Maintenance	10/17/2024	58.83	58.83
34671	PACE ANALYTICAL SERVICES, LLC LR & JC Lab Analysis	10/17/2024	2,698.80	2,698.80
34672	PAPE MATERIAL HANDLING, INC JC Equipment Rental	10/17/2024	1,309.84	1,309.84
34673	PURE WATER BOTTLING All Sites Water	10/17/2024	508.84	508.84
34674	PVS PRO LLC JC Vehicle Maintenance	10/17/2024	530.40	530.40
34675	QUINN COMPANY All Sites Equipment Maintenance	10/17/2024	777.59	777.59
34676	R. PATRICK MATHEWS WasteCon Conference	10/17/2024	259.00	259.00
34677	R.D. OFFUTT COMPANY JC Equipment Maintenance	10/17/2024	95.40	95.40
34678	REPUBLIC SERVICES #471 Monthly Trash Service	10/17/2024	92.51	92.51
34679	ROSSI BROS TIRE & AUTO SERVICE JC Vehicle Maintenance Ops Adm Vehicle Maintenance	10/17/2024	152.59 180.19	332.78
34680	Ruth Maria Milla-Leon JC Facility Maintenance	10/17/2024	96.09	96.09
34681	SALINAS FALSE ALARM REDUCTION PROGRAM SS False Alarm Program	10/17/2024	26.75	26.75
34682	SAUL CARDENAS-IBARRA RR SVR Reels	10/17/2024	800.00	800.00
34683	SCS FIELD SERVICES All Sites Non- Routine Engineering Services All Sites Routine Engineering Services	10/17/2024	3,350.60 23,170.00	26,520.60
34684	SOCIAL VOCATIONAL SERVICES, INC. JC Litter Abatement	10/17/2024	6,658.34	6,658.34

Salinas Valley Solid Waste Authority
Checks Issued Report for 10/1/2024 to 10/31/2024

Check #	Name	Check Date	Amount	Check Total
34685	SOUTHERN COUNTIES LUBRICANTS LLC All Sites Biodiesel Fuel	10/17/2024	20,906.60	20,906.60
34686	Southern Counties Oil Co., a CA Limited Partnership JC & JR Fuel	10/17/2024	4,533.70	4,533.70
34687	STERICYCLE, INC Adm Shredding Services	10/17/2024	264.82	264.82
34688	THE DON CHAPIN COMPANY, INC. ML Portable Toilet	10/17/2024	465.40	465.40
34689	VERIZON CONNECT FLEET USA LLC ML Vehicle Software	10/17/2024	367.95	367.95
34690	Viatrax Automation Corporation Vehicle Security Devices	10/17/2024	2,172.32	2,172.32
34691	VOSTI'S INC All Sites Facility Maintenance Supplies	10/17/2024	940.19	940.19
34692	**Void**	10/17/2024	-	-
34693	WEST COAST RUBBER RECYCLING, INC All Sites Tire Amnesty	10/17/2024	3,916.00	3,916.00
34694	WRIGHT EXPRESS FINANCIAL SERVICES CORPORATION All Sites Fuel	10/17/2024	3,059.99	3,059.99
34695	ADMANOR, INC CCRMC Monthly Media & Marketing Service	10/23/2024	20,095.78	20,095.78
34696	ALESHIRE & WYNDER, LLP Monthly Legal Service	10/23/2024	2,231.70	2,231.70
34697	ALISAL UNION SCHOOL DISTRICT Green Team Grant - Bardin Elementary School	10/23/2024	350.00	350.00
34698	ALISAL UNION SCHOOL DISTRICT Green Team Grant - Alisal Community School	10/23/2024	350.00	350.00
34699	ALISAL UNION SCHOOL DISTRICT Green Team Grant - Frank Paul Elementary School	10/23/2024	350.00	350.00
34700	AMERICAN SUPPLY CO. JC Janitorial Supplies	10/23/2024	69.92	69.92
34701	BECKS SHOES AND REPAIR JR Safety Supplies	10/23/2024	213.58	213.58

Salinas Valley Solid Waste Authority
Checks Issued Report for 10/1/2024 to 10/31/2024

Check #	Name	Check Date	Amount	Check Total
34702	BLUE STRIKE ENVIRONMENTAL INC Special Event Recycling	10/23/2024	2,288.00	2,288.00
34703	CALIFORNIA WATER SERVICE SS Water Service	10/23/2024	246.37	246.37
34704	CITY OF GONZALES Monthly Hosting Fees - Nov	10/23/2024	20,833.33	20,833.33
34705	CLARK PEST CONTROL, INC JR & Admin Exterminator Services	10/23/2024	326.00	326.00
34706	COMCAST HHW Internet Service	10/23/2024	124.68	124.68
34707	CSC OF SALINAS/YUMA JR Equipment Maintenance	10/23/2024	110.56	110.56
34708	ENRIQUE CARRILLO JR. All Sites Vehicle Maintenance	10/23/2024	6,653.31	6,653.31
34709	F.A.S.T. SERVICES Monthly Board Interpreting Service	10/23/2024	250.00	250.00
34710	GALLAGHER BENEFIT SERVICES, INC. Compensation Study	10/23/2024	11,200.00	11,200.00
34711	GOLDEN STATE TRUCK & TRAILER REPAIR JR Vehicle Maintenance ML Vehicle Maintenance	10/23/2024	15.67 550.31	565.98
34712	GONZALES ACE HARDWARE JC Facility Maintenance	10/23/2024	413.02	413.02
34713	**Void**	10/23/2024	-	-
34714	GREEN RUBBER - KENNEDY AG, LP JC Maintenance Supplies	10/23/2024	851.63	851.63
34715	GUERITO JC Portable Toilet	10/23/2024	1,435.00	1,435.00
34716	H & M Gopher Control JR Equipment	10/23/2024	11,023.72	11,023.72
34717	HENLEY PACIFIC SF, LLC JC Vehicle Maintenance	10/23/2024	554.35	554.35

Salinas Valley Solid Waste Authority
Checks Issued Report for 10/1/2024 to 10/31/2024

Check #	Name	Check Date	Amount	Check Total
34718	JT HOSE & FITTINGS All Sites Facility Maintenance	10/23/2024	1,000.83	1,000.83
34719	Margaret Jean Becher Plants for the ED Center	10/23/2024	497.81	497.81
34720	MISSION LINEN SUPPLY All Sites Uniforms	10/23/2024	2,651.90	2,651.90
34721	MONTEREY BAY UNIFIED AIR POLLUTION CONTROL DISTRICT JC Air Board Fees	10/23/2024	16,308.92	16,308.92
34722	MONTEREY COUNTY HEALTH DEPARTMENT ML Permit Fees	10/23/2024	3,774.00	3,774.00
34723	MPA Welding, Inc. JC Equipment Maintenance	10/23/2024	1,719.69	1,719.69
34724	ONE STOP AUTO CARE V&S AUTO CARE, INC JC & HHW Equipment Maintenance	10/23/2024	195.25	195.25
34725	PITNEY BOWES - POSTAGE Adm Postage	10/23/2024	41.00	41.00
34726	PRECISION ALARMS & AUTOMATION SOLUTIONS, INC. HHW Alarm Services	10/23/2024	60.00	60.00
34727	QUINN COMPANY JC Equipment Maintenance	10/23/2024	1,883.85	1,883.85
34728	R.D. OFFUTT COMPANY JC & JR Equipment Maintenance	10/23/2024	150.76	150.76
34729	S. GRONER ASSOCIATES SGA Marketing Contract	10/23/2024	19,067.26	19,067.26
34730	SALINAS CITY ELEMENTARY SCHOOL DISTRICT Green Team Grant - Loma Vista Elementary School	10/23/2024	350.00	350.00
34731	SONSRAY MACHINERY LLC JC Org Equipment Maintenance	10/23/2024	227.94	227.94
34732	SOUTHERN COUNTIES LUBRICANTS LLC All Sites Biodiesel Fuel	10/23/2024	4,899.66	4,899.66
34733	TELCO BUSINESS SOLUTIONS Monthly Network Support	10/23/2024	874.79	874.79
34734	Terminix International Company Limited Partnership Fumigation Treatment	10/23/2024	7.00	7.00

Salinas Valley Solid Waste Authority
Checks Issued Report for 10/1/2024 to 10/31/2024

Check #	Name	Check Date	Amount	Check Total
34735	VOSTI'S INC ML Equipment Maintenance	10/23/2024	64.50	64.50
34736	WHITE CAP, LP JR & JC Org Facility Maintenance	10/23/2024	1,841.17	1,841.17
34737	ASBURY ENVIRONMENTAL SERVICES HHW Hauling & Disposal	10/31/2024	102.00	102.00
34738	AT&T SERVICES INC JC Telephone Service	10/31/2024	60.71	60.71
34739	ATLAS ORGANICS CU11, LLC Organic Processing	10/31/2024	43,820.00	43,820.00
34740	**Void**	10/31/2024	-	-
34741	AUTOZONE LLC. JC & JR Equipment Maintenance	10/31/2024	1,302.67	1,302.67
34742	**Void**	10/31/2024	-	-
34743	BRYAN EQUIPMENT JR Vehicle Maintenance	10/31/2024	171.09	171.09
34744	CALIFORNIA LIVE FLOORS, INC, ML Vehicle Maintenance	10/31/2024	61.02	61.02
34745	CALIFORNIA WATER SERVICE JR Water Service	10/31/2024	340.26	340.26
34746	COAST COUNTIES TRUCK & EQUIPMENT CO. ML Vehicle Maintenance	10/31/2024	83.43	83.43
34747	COMMERCIAL TRUCK COMPANY ML Vehicle Maintenance	10/31/2024	263.67	263.67
34748	CSC OF SALINAS/YUMA JC Equipment Maintenance	10/31/2024	50.36	50.36
34749	CUTTING EDGE SUPPLY JC Equipment Maintenance	10/31/2024	4,640.75	4,640.75
34750	ERIC GARCIA ML & JR Vehicle Maintenance	10/31/2024	1,445.00	1,445.00
34751	FIRST ALARM ML Alarm Services	10/31/2024	35.00	35.00

Salinas Valley Solid Waste Authority
Checks Issued Report for 10/1/2024 to 10/31/2024

Check #	Name	Check Date	Amount	Check Total
34752	FRESNO OXYGEN JC Equipment Maintenance	10/31/2024	31.60	31.60
34753	GOLDEN STATE TRUCK & TRAILER REPAIR All Sites Equipment Maintenance	10/31/2024	5,488.30	5,488.30
34754	**Void**	10/31/2024	-	-
34755	GONZALES ACE HARDWARE All Sites Equipment Maintenance	10/31/2024	121.86	121.86
34756	GONZALES TIRE & AUTO SUPPLY ML Vehicle Maintenance	10/31/2024	92.33	92.33
34757	GREEN RUBBER - KENNEDY AG, LP HHW Safety Supplies JC Safety Supplies	10/31/2024	38.00 264.48	302.48
34758	ICONIX WATERWORK (US) INC. JC Improvement Supplies	10/31/2024	2,492.79	2,492.79
34759	INFINITY STAFFING SERVICES, INC. JC Contract Labor	10/31/2024	2,304.33	2,304.33
34760	JT HOSE & FITTINGS All Sites Equipment Maintenance	10/31/2024	1,592.46	1,592.46
34761	LIEBERT CASSIDY WHITMORE HR Legal Services	10/31/2024	1,665.00	1,665.00
34762	MISSION LINEN SUPPLY All Sites Uniforms	10/31/2024	503.11	503.11
34763	MPA Welding, Inc. ML Equipment Maintenance	10/31/2024	320.00	320.00
34764	ODP BUSINESS SOLUTIONS, LLC Adm Office Supplies	10/31/2024	82.12	82.12
34765	PROBUILD COMPANY LLC JC Facility Maintenance	10/31/2024	1,194.23	1,194.23
34766	QUINN COMPANY JC Equipment Maintenance	10/31/2024	3,657.94	3,657.94
34767	SAFETEQUIP ML Safety Supplies	10/31/2024	102.18	102.18

Salinas Valley Solid Waste Authority
Checks Issued Report for 10/1/2024 to 10/31/2024

Check #	Name	Check Date	Amount	Check Total
34768	SAUL CARDENAS-IBARRA SVR Reel Videography	10/31/2024	2,250.00	2,250.00
34769	SOUTHERN COUNTIES LUBRICANTS LLC All Sites Biodiesel	10/31/2024	14,199.31	14,199.31
34770	VALERIO VARELA JR ML Vehicle Maintenance	10/31/2024	2,450.00	2,450.00
34774	VALLEY FABRICATION, INC. JR Vehicle Maintenance	10/31/2024	304.81	304.81
34775	VERIZON WIRELESS SERVICES Monthly Internet Service	10/31/2024	190.05	190.05
34776	WEST COAST RUBBER RECYCLING, INC ML Tire Amnesty	10/31/2024	1,551.00	1,551.00
25-00156-DFT	REPUBLIC SERVICES #471 ML Rent	10/31/2024	17,558.88	17,558.88
25-00158-DFT	INTERMEDIA Email Exchange	10/5/2024	469.33	469.33
25-00160-DFT	PACIFIC GAS AND ELECTRIC COMPANY All Sites Electrical Services	10/10/2024	26,585.69	26,585.69
25-00176-DFT	California Department of Tax and Fee Administration BOE Fees (July - September)	10/25/2024	85,504.00	85,504.00
25-00177-DFT	PENSKE TRUCK LEASING CO., LP 2017 Freightliner Truck	10/17/2024	48,880.00	48,880.00
25-00178-DFT	WEST COAST DRIVEWAY SERVICES, INC. 2017 International Water Truck	10/17/2024	84,099.00	84,099.00
				84,099.00
	Total:			988,041.53
	Payroll Disbursements			667,083.46
	Grand Total			1,655,124.99



Report to the Executive Committee

ITEM NO. 4

Finance and Administration
Manager/Controller/Treasurer

General Manager/CAO

N/A

General Counsel

Date: January 08, 2025
From: C. Ray Hendricks, Finance and Administration Manager
Title: November 2024 Claims and Financial Reports

RECOMMENDATIONS

Staff requests that the Executive Committee recommend acceptance of the November 2024 Claims and Financial Reports.

DISCUSSION & ANALYSIS

Please refer to the attached financial reports and checks issued report for the month of November for a summary of the Authority's financial position as of November 30, 2024. The following are highlights of the Authority's financial activity for the month of November.

Results of Operations (Consolidated Statement of Revenues and Expenditures)

For the month of November 2024, operating revenues exceeded expenditures by \$830,392.

Revenues (Consolidated Statement of Revenues and Expenditures)

	November Budget	November Actual	Over/(Under)	
Tipping Fees - Solid Waste	1,184,534	1,265,816	81,282	6.9%
Tipping Fees - Diverted Materials	284,340	673,533	389,193	136.9%
Other Revenues	652,957	667,026	14,069	2.2%
Total Revenue	2,121,831	2,606,375	484,544	22.8%

Solid Waste revenues for November were \$81,282 or 6.9% over budgeted amounts. Diverted Material revenues for November were \$389,193 or 136.9% over budgeted amounts. November total revenue was \$484,544 or 22.8% over budgeted amounts.

	Y-T-D Budget	Y-T-D Actual	Over/(Under)	
Tipping Fees - Solid Waste	6,128,601	6,665,118	536,517	8.8%
Tipping Fees - Diverted Materials	1,453,680	1,816,656	362,976	25.0%
Other Revenues	3,671,373	3,997,604	326,231	8.9%
Total Revenue	11,253,654	12,479,378	1,225,724	10.9%

Solid Waste revenues year to date as of November were \$536,517 or 8.8% over budgeted amounts. Diverted Material revenues year to date as of November were \$362,976 or 25% over budgeted amounts. Year to date total revenue as of November was \$1,225,724 or 10.9% over budgeted amounts.

Operating Expenditures (Consolidated Statement of Revenues and Expenditures)

As of November 30, 2024 (41.7% of the fiscal year), year-to-date operating expenditures totaled \$10,741,845. This is 45.9% of the operating budget of \$23,415,000.

Capital Project Expenditures (Consolidated Grant and CIP Expenditures Report)

For the month of November 2024, capital project expenditures totaled \$176,133. \$40,589 was for Equipment Maintenance. \$29,768 was for JC LFG System Improvements. \$23,095 was for CH Postclosure Maintenance. \$21,672 was for SB1383 Local Assistance Grant Project. \$18,268 was for JR Postclosure Maintenance. \$17,340 was for JC Module Engineering and Construction. \$12,647 was for LR Postclosure Maintenance.

Claims Checks Issued Report

The Authority's Checks Issued Report for the month of November 2024 is attached for review and acceptance. November disbursements totaled \$1,809,499.59 of which \$1,037,735.57 was paid from the payroll checking account for payroll and payroll related benefits.

In addition to the vendor payments issued, expenditures for debt service principal and interest payments in the amount of \$2.9 million were recorded in August.

The following is a list of vendors paid more than \$50,000 during the month of November 2024.

Vendor	Services	Amount
Atlas Organics CU11, LLC	Monthly Organics Processing & Compost Mulch Purchases	\$163,118.34
State Compensation Insurance Fund	Workers Compensation	\$61,154.90
Southern Counties Lubricants LLC	Monthly Equipment & Vehicle Fuel	\$52,035.23

Cash Balances

The Authority's cash position increased by \$701,901.25 during November to \$37,359,584.68. Most of the cash balance is restricted, held in trust, committed, or assigned as shown below. Cash for Capital Improvements and post closure funded from operations is transferred at the beginning of the year. Additionally, cash for debt service principal payments is transferred in July so that the payment can be made in November. While these transfers and payments leave the balance available for operations with a negative balance, profitable operations should improve the balance to a positive amount by the end of the fiscal year.

Restricted by Legal Agreements:

Johnson Canyon Closure Fund	5,192,493.32
Restricted for Pension Liabilities (115 Trust)	-
State & Federal Grants	503,387.22
BNY - Bond 2022A Payment	-

Funds Held in Trust:

Central Coast Media Recycling Coalition	139,831.37
Employee Unreimbursed Medical Claims	5,217.45

Committed by Board Policy:

AB939 Services	-
Undesignated Fund Balance	-
Designated for Capital Projects Reserve	5,675,938.23
Designated for Environmental Impairment Reserve	3,206,108.06
Designated for Operating Reserve	3,791,621.18
Expansion Fund (South Valley Revenues)	5,114,928.73

Assigned for Post Closure and Capital Improvements

Crazy Horse Post Closure	969,781.91
Lewis Road Post Closure	330,408.33
Jolon Road Post Closure	83,397.33
Johnson Canyon Post Closure	2,889,289.15
Capital Improvement Projects	11,426,515.94

Available for Operations: (1,969,333.54)

Total	<u>37,359,584.68</u>
-------	----------------------

ATTACHMENTS

1. November 2024 Consolidated Statement of Revenues and Expenditures
2. November 2024 Consolidated Grant and CIP Expenditures Report
3. November 2024 Checks Issued Report

Salinas Valley Solid Waste Authority
Consolidated Statement of Revenues and Expenditure
For Period Ending November 30, 2024

	CURRENT BUDGET	M-T-D REV/EXP	Y-T-D REV/EXP	% OF BUDGET	REMAINING BALANCE	Y-T-D ENCUMBRANCES	UNENCUMBERED BALANCE
<u>Revenue Summary</u>							
Tipping Fees - Solid Waste	14,083,100	1,265,816	6,665,118	47.3 %	7,417,982	0	7,417,982
Tipping Fees - Diverted Materials	3,393,800	673,533	1,816,656	53.5 %	1,577,144	0	1,577,144
AB939 Service Fee	5,008,400	417,368	2,086,840	41.7 %	2,921,560	0	2,921,560
Charges for Services	2,595,000	222,263	1,161,899	44.8 %	1,433,101	0	1,433,101
Sales of Materials	140,000	19,896	78,248	55.9 %	61,752	0	61,752
Gas Royalties	320,000	0	86,219	26.9 %	233,781	0	233,781
Investment Earnings	1,000,000	7,499	584,398	58.4 %	415,602	0	415,602
Total Revenue	26,540,300	2,606,376	12,479,377	47.0 %	14,060,923	0	14,060,923
<u>Expense Summary</u>							
Executive Administration	572,800	60,136	200,918	35.1 %	371,882	171	371,711
Administrative Support	521,200	36,002	267,870	51.4 %	253,330	9,352	243,978
Human Resources Administration	299,200	38,408	132,980	44.4 %	166,220	13,754	152,466
Clerk of the Board	219,900	17,687	78,201	35.6 %	141,699	1,064	140,634
Finance Administration	991,600	106,538	428,823	43.2 %	562,777	6,688	556,088
Operations Administration	784,400	79,221	304,307	38.8 %	480,093	1,723	478,370
Resource Recovery	1,443,100	145,423	533,171	36.9 %	909,929	2,481	907,448
Marketing	100,600	8,106	56,862	56.5 %	43,738	34,446	9,292
Public Education	247,400	12,207	86,368	34.9 %	161,032	95,224	65,808
Household Hazardous Waste	1,172,700	77,645	370,928	31.6 %	801,772	106,518	695,255
C & D Diversion	371,400	9,456	54,759	14.7 %	316,641	76,782	239,859
Organics Diversion	2,310,800	181,608	648,141	28.0 %	1,662,659	1,377,091	285,568
Diversion Services	40,000	2,365	13,376	33.4 %	26,624	2,635	23,989
JR Transfer Station	925,400	72,371	381,958	41.3 %	543,442	16,339	527,103
JR Recycling Operations	261,500	23,682	89,166	34.1 %	172,334	2,375	169,959
ML Transportation Operations	1,872,900	186,857	915,872	48.9 %	957,028	40,585	916,443

Salinas Valley Solid Waste Authority
Consolidated Statement of Revenues and Expenditure
For Period Ending November 30, 2024

	CURRENT BUDGET	M-T-D REV/EXP	Y-T-D REV/EXP	% OF BUDGET	REMAINING BALANCE	Y-T-D ENCUMBRANCES	UNENCUMBERED BALANCE
ML Recycling Operations	648,500	52,938	221,652	34.2 %	426,848	14	426,835
JC Landfill Operations	4,557,300	460,942	1,896,969	41.6 %	2,660,331	625,194	2,035,137
JC Recycling Operations	597,800	45,603	198,379	33.2 %	399,421	88,626	310,795
Johnson Canyon ECS	649,700	28,053	126,059	19.4 %	523,641	152,489	371,152
Sun Street ECS	238,300	2,296	117,793	49.4 %	120,507	1,876	118,631
Debt Service - Interest	381,600	0	199,903	52.4 %	181,698	0	181,698
Debt Service - Principal	2,730,000	0	2,730,000	100.0 %	0	0	0
Closure/Post Closure Set-Aside	389,400	33,860	181,212	46.5 %	208,188	0	208,188
Cell Construction Set-Aside	1,087,500	94,580	506,179	46.5 %	581,321	0	581,321
Total Expense	23,415,000	1,775,984	10,741,845	45.9 %	12,673,155	2,655,428	10,017,727
Revenue Over/(Under) Expenses	3,125,300	830,392	1,737,532	55.6 %	1,387,768	(2,655,428)	4,043,196

Salinas Valley Solid Waste Authority

Consolidated CIP Expenditure Report

For Period Ending November 30, 2024

	CURRENT BUDGET	M-T-D REV/EXP	Y-T-D REV/EXP	% OF BUDGET	REMAINING BALANCE	Y-T-D ENCUMBRANCES	UNENCUMBERED BALANCE
<u>Fund 131 - Crazy Horse Post-Closure Fund</u>							
131 9316 CH Corrective Action Program	250,000	0	0	0.0 %	250,000	0	250,000
131 9321 CH Postclosure Maintenance	953,549	23,095	233,943	24.5 %	719,606	78,086	641,520
Total Fund 131 - Crazy Horse Post-Closure	1,203,549	23,095	233,943	19.4 %	969,606	78,086	891,520
<u>Fund 141 - Lewis Road Post-Closure Fund</u>							
141 9403 LR Postclosure Maintenance	444,623	12,647	114,215	25.7 %	330,408	46,939	283,469
Total Fund 141 - Lewis Road Post-Closure F	444,623	12,647	114,215	25.7 %	330,408	46,939	283,469
<u>Fund 161 - Jolon Road Post-Closure Fund</u>							
161 9604 JR Postclosure Maintenance	366,027	18,268	282,637	77.2 %	83,390	7,820	75,571
Total Fund 161 - Jolon Road Post-Closure F	366,027	18,268	282,637	77.2 %	83,390	7,820	75,571
<u>Fund 211 - Grants</u>							
211 9217 Micro Grants for Mattress Collector	10,624	0	8,556	80.5 %	2,068	0	2,068
211 9231 Tire Amnesty 2023-24	46,000	7,588	18,617	40.5 %	27,382	381	27,002
211 9232 SB1383 Local Assistance Grant Prc	676,404	21,672	122,200	18.1 %	554,204	57,157	497,047
211 9262 CalRecycle - Household Hazardous	60,030	0	0	0.0 %	60,030	2,643	57,387
211 9263 Cal Recycle - 2022-23 CCPP	6,767	0	0	0.0 %	6,767	0	6,767
211 9264 Cal Recycle - 2023-24 CCPP	22,262	650	1,625	7.3 %	20,637	0	20,637
Total Fund 211 - Grants	822,086	29,910	150,998	18.4 %	671,088	60,181	610,907
<u>Fund 800 - Capital Improvement Projects Fu</u>							
800 9101 Equipment Replacement	2,554,275	40,589	409,984	16.1 %	2,144,291	436,856	1,707,436
800 9105 Concrete Grinding	80,614	0	0	0.0 %	80,614	0	80,614
800 9109 Organics Infrastructure Upgrades	2,500,000	0	1,160,003	46.4 %	1,339,997	1,339,997	0
800 9214 Organics Program 2016-17	735,733	0	6,737	0.9 %	728,997	0	728,997
800 9322 North County Transfer Station	115,236	0	44,170	38.3 %	71,065	74,556	(3,491)
800 9501 JC LFG System Improvements	415,245	29,768	199,527	48.1 %	215,717	158,614	57,104
800 9505 JC Partial Closure	126,129	4,393	12,798	10.1 %	113,331	0	113,331

Salinas Valley Solid Waste Authority

Consolidated CIP Expenditure Report For Period Ending November 30, 2024

	CURRENT BUDGET	M-T-D REV/EXP	Y-T-D REV/EXP	% OF BUDGET	REMAINING BALANCE	Y-T-D ENCUMBRANCES	UNENCUMBERED BALANCE
800 9506 JC Litter Control Barrier	130,625	0	0	0.0 %	130,625	0	130,625
800 9507 JC Corrective Action	250,000	0	0	0.0 %	250,000	0	250,000
800 9521 JC Entrance Facility	177,622	0	24,800	14.0 %	152,822	27,713	125,110
800 9527 JC Module Engineering and Constr	4,088,756	17,340	53,123	1.3 %	4,035,633	5,950	4,029,683
800 9528 Roadway Improvements	1,514,318	0	18,960	1.3 %	1,495,358	1,429,576	65,782
800 9601 JR Transfer Station Improvements	77,869	124	148	0.2 %	77,721	0	77,721
Total Fund 800 - Capital Improvement Proje	12,766,423	92,213	1,930,251	15.1 %	10,836,172	3,473,261	7,362,911
Total CIP Expenditures	15,602,709	176,133	2,712,044	17.4 %	12,890,665	3,666,287	9,224,378

Salinas Valley Solid Waste Authority
Checks Issued Report for 11/1/2024 to 11/30/2024

Check #	Name	Check Date	Amount	Check Total
34777	AMREP MANUFACTURING COMPANY, LLC JC Vehicle Maintenance	11/7/2024	343.25	343.25
34778	ASBURY ENVIRONMENTAL SERVICES HHW Hauling & Disposal	11/7/2024	102.00	102.00
34779	AT&T LONG DISTANCE Adm Internet Service	11/7/2024	41.16	41.16
34780	ATLAS ORGANICS CU11, LLC Compost/Mulch Procurement Monthly Organics Processing	11/7/2024	17,357.50 145,760.84	163,118.34
34781	BLUE STRIKE ENVIRONMENTAL INC LAGP2 Grant Project Services - September 2024	11/7/2024	3,395.36	3,395.36
34782	BRYAN EQUIPMENT JC Vehicle Maintenance	11/7/2024	15.23	15.23
34783	CALIFORNIA SPECIAL DISTRICTS ASSOCIATION Agency Membership	11/7/2024	2,525.00	2,525.00
34784	CESAR ZUÑIGA Reimbursement WasteCon	11/7/2024	2,665.13	2,665.13
34785	CLARK PEST CONTROL, INC HHW Exterminator Services	11/7/2024	123.00	123.00
34786	CLINTON HENDRICKS CalPERS Travel Reimbursement	11/7/2024	1,351.54	1,351.54
34787	COMCAST Adm Internet Service	11/7/2024	125.06	125.06
34788	CORE & MAIN LP JC Improvements	11/7/2024	29,767.54	29,767.54
34789	DOUGLAS NOLAN School Assembly Program	11/7/2024	5,750.00	5,750.00
34790	EAST BAY TIRE CO. JC Equipment Maintenance	11/7/2024	808.43	808.43
34791	Elevator Service Co. of Central California Inc. Common Area Maintenance	11/7/2024	255.00	255.00
34792	ERNEST BELL D. JR All Sites Janitorial Services	11/7/2024	4,990.00	4,990.00
34793	FANELLI EQUIPMENT REPAIR JC Equipment Maintenance	11/7/2024	27,922.29	27,922.29

Salinas Valley Solid Waste Authority
Checks Issued Report for 11/1/2024 to 11/30/2024

Check #	Name	Check Date	Amount	Check Total
34794	GOLDEN STATE TRUCK & TRAILER REPAIR All Sites Equipment Maintenance	11/7/2024	674.30	674.30
34795	GONZALES ACE HARDWARE All Sites Equipment Maintenance	11/7/2024	434.14	434.14
34796	GRANITE ROCK CO/PAVEX Base Rock	11/7/2024	9,849.03	9,849.03
34797	GREEN RUBBER - KENNEDY AG, LP JC Maintenance Supplies JR Facility Maintenance	11/7/2024	250.78 12,505.14	12,755.92
34798	GUILLERMINA GUTIERREZ ED Center TV and TV Wall Mount	11/7/2024	743.96	743.96
34799	ICONIX WATERWORK (US) INC. JC Maintenance Supplies	11/7/2024	5,153.03	5,153.03
34800	INFINITY STAFFING SERVICES, INC. JC Contract Labor	11/7/2024	1,862.88	1,862.88
34801	Jason Guillen WasteCon Reimbursement	11/7/2024	39.00	39.00
34802	JT HOSE & FITTINGS All Sites Equipment Maintenance	11/7/2024	270.62	270.62
34803	LANDSCAPE MAINTENANCE OF AMERICA RR Litter Abatement	11/7/2024	325.00	325.00
34804	LINDA VASQUEZ CALPERS Reimbursement	11/7/2024	1,678.03	1,678.03
34805	MANUEL PEREA TRUCKING, INC. JR Hauling Services	11/7/2024	1,365.00	1,365.00
34806	MCGILLOWAY, RAY, BROWN & KAUFMAN Audit Services	11/7/2024	18,658.00	18,658.00
34807	MICHAEL MANSFIELD Fuel Reimbursement	11/7/2024	25.00	25.00
34808	MISSION LINEN SUPPLY All Sites Uniforms	11/7/2024	436.33	436.33
34809	MONICA ZUNIGA SHRM Conference	11/7/2024	2,346.23	2,346.23
34810	MONTEREY COUNTY HEALTH DEPARTMENT ML Vehicle Safety Inspection Quarterly Regional Fee	11/7/2024	654.00 30,949.95	31,603.95

Salinas Valley Solid Waste Authority
Checks Issued Report for 11/1/2024 to 11/30/2024

Check #	Name	Check Date	Amount	Check Total
34811	ODP BUSINESS SOLUTIONS, LLC Office Supplies	11/7/2024	523.89	523.89
34812	PARADIGM SOFTWARE, LLC Annual Software Support	11/7/2024	28,738.86	28,738.86
34813	PENINSULA MESSENGER LLC All Sites Courier Services	11/7/2024	1,147.00	1,147.00
34814	PROBUILD COMPANY LLC JC Facility Maintenance	11/7/2024	1,087.35	1,087.35
34815	QUINN COMPANY JC Equipment Maintenance	11/7/2024	1,408.33	1,408.33
34816	R. PATRICK MATHEWS WasteCon Conference	11/7/2024	1,373.28	1,373.28
34817	REFRIGERATION SUPPLIES DISTRIBUTOR HHW Disposal Supplies	11/7/2024	200.00	200.00
34818	SAN BENITO SUPPLY, CONSTRUCTION, CONCRETE & QUARRY JC Facility Maintenance	11/7/2024	2,959.56	2,959.56
34819	SAUL CARDENAS-IBARRA SVR REELS	11/7/2024	800.00	800.00
34820	**Void**	11/14/2024	-	-
34821	TELCO BUSINESS SOLUTIONS Monthly Network Support	11/7/2024	245.35	245.35
34822	VALERIO VARELA JR HHW Vehicle Maintenance	11/7/2024	1,450.00	1,450.00
34823	VALLEY FABRICATION, INC. JR Vehicle Maintenance ML Vehicle Maintenance	11/7/2024	53.42 191.19	244.61
34824	W&W MARKETING GROUP, INC. RR- School Program Supplies	11/7/2024	1,582.10	1,582.10
34825	WEST COAST RUBBER RECYCLING, INC All Sites Tire Amnesty	11/7/2024	6,281.00	6,281.00
34826	WESTERN TRAILER COMPANY ML Vehicle Maintenance	11/7/2024	983.15	983.15
34827	WILLDAN FINANCIAL SERVICES Bond Continuing Disclosure Services	11/7/2024	1,600.00	1,600.00

Salinas Valley Solid Waste Authority
Checks Issued Report for 11/1/2024 to 11/30/2024

Check #	Name	Check Date	Amount	Check Total
34828	CarMax Business Services, LLC 2022 Chevy Silverado 1500	11/12/2024	35,133.69	35,133.69
34829	DEPARTMENT OF MOTOR VEHICLES Registration for 2017 Freightliner Truck	11/13/2024	3,720.00	3,720.00
34830	HOME DEPOT JC Facility Maintenance	11/14/2024	3,281.28	3,281.28
34831	**Void**	11/14/2024	-	-
34832	US BANK CORPORATE PAYMENT SYSTEM Penske: MLTS Equipment Amazon: JC Safety Supplies Amazon: HHW Facility Maintenance American Airlines: WasteCon 2024 Ace Hardware: LRLF Supplies Harbor Freight: HHW Supplies Amazon: RR Ed Center Supplies Survey Monkey: Admin Software Constant Contact: RR Public Outreach Michaels: RR Ed Center Supplies Amazon: JC Facility Maintenance AT&T: Finance Internet Amazon: JRTS Facility Maintenance GFOA: Certificate of Achievement Award Amazon: JC Safety Supplies Amazon: JC Safety Supplies Santa Fe: JC Safety Supplies Proven Industries: JC & JR Facility Maintenance Amazon: JC Supplies AT&T: 126 SS Internet Services Amazon: RR Ed Center Supplies Amazon: RR Ed Center Supplies PSHRA SF Chapter: HR Memberships Valley Electric Motor: JC Facility Maintenance Amazon: JC Facility Maintenance Amazon: JC Supplies Amazon: JC Supplies Amazon: JC Supplies Nextiva: HR Fax Line Ace Hardware: RR Ed Center Supplies Regenerative Poultry Production: RR Training CalPERS: Education Forum 2024 Amazon: JC Vehicle Supplies Amazon: Admin Safety Supplies Pelican Wireless: Admin Network Supplies Walmart: BD Meeting Supplies Lowe's: RR Department Supplies Amazon: Admin Office Supplies Harbor Freight: JC Organics Supplies Amazon: JC Supplies	11/14/2024	1,000.00 1,030.08 56.91 75.00 21.53 98.19 10.38 99.00 104.00 68.19 52.42 43.23 987.83 460.00 213.02 107.70 176.14 2,817.18 39.90 230.50 30.58 (30.16) 30.00 645.16 81.67 394.30 45.23 591.55 (0.01) 55.42 697.90 75.00 367.41 347.00 16.66 72.42 77.33 40.41 770.32 460.25	

Salinas Valley Solid Waste Authority
Checks Issued Report for 11/1/2024 to 11/30/2024

Check #	Name	Check Date	Amount	Check Total
	AutoZone: Admin Vehicle Supplies		18.55	
	Zoom: Online Meetings		109.16	
				12,587.35
34833	**Void**	11/14/2024	-	
34834	**Void**	11/14/2024	-	-
34835	**Void**	11/14/2024	-	-
34836	**Void**	11/14/2024	-	-
34837	**Void**	11/14/2024	-	-
34838	A & G PUMPING, INC JR & RR Portable Toilets	11/14/2024	480.50	480.50
34839	Agile Occupational Medicine PC DOT Physical	11/14/2024	375.00	375.00
34840	AGRI-FRAME, INC JC Vehicle Maintenance	11/14/2024	219.02	219.02
34841	AMERICAN SUPPLY CO. JC Janitorial Supplies	11/14/2024	68.96	68.96
34842	ASBURY ENVIRONMENTAL SERVICES HHW Hauling & Disposal	11/14/2024	109.00	109.00
34843	AUTOZONE LLC. JC Equipment Maintenance Supplies JC Vehicle Maintenance Supplies ML Vehicle Maintenance Supplies	11/14/2024	662.21 18.29 162.75	843.25
34844	**Void**	11/14/2024	-	-
34845	BLUE STRIKE ENVIRONMENTAL INC Special Event Recycling	11/14/2024	1,467.50	1,467.50
34846	BRYAN EQUIPMENT JC Equipment Maintenance	11/14/2024	61.99	61.99
34847	CLARK PEST CONTROL, INC JR Exterminator Services	11/14/2024	210.00	210.00
34848	COAST COUNTIES TRUCK & EQUIPMENT CO. ML Vehicle Maintenance	11/14/2024	62.54	62.54

Salinas Valley Solid Waste Authority
Checks Issued Report for 11/1/2024 to 11/30/2024

Check #	Name	Check Date	Amount	Check Total
34849	COMMERCIAL TRUCK COMPANY JC Vehicle Maintenance Supplies	11/14/2024	971.64	971.64
34850	CSC OF SALINAS/YUMA JC Equipment Maintenance	11/14/2024	166.07	166.07
34851	Environmental Innovations, Inc. SB1383 Business Outreach/Asst - September 2024	11/14/2024	3,522.45	3,522.45
34852	ERIC GARCIA ML & JR Vehicle Maintenance	11/14/2024	1,530.00	1,530.00
34853	FEDEX Ops Adm Overnight Shipments	11/14/2024	35.80	35.80
34854	FIRST ALARM JR Alarm Services	11/14/2024	35.00	35.00
34855	FRESNO OXYGEN JC Equipment Maintenance	11/14/2024	616.93	616.93
34856	GOLDEN STATE TRUCK & TRAILER REPAIR JC Equipment Maintenance ML Vehicle Maintenance	11/14/2024	651.35 3,246.45	3,897.80
34857	GONZALES ACE HARDWARE JC Org Facility Maintenance JC Vehicle Maintenance	11/14/2024	8.88 21.73	30.61
34858	GONZALES TIRE & AUTO SUPPLY All Sites Equipment Maintenance	11/14/2024	1,933.22	1,933.22
34859	**Void**	11/14/2024	-	-
34860	**Void**	11/14/2024	-	-
34861	GREEN RUBBER - KENNEDY AG, LP JC Maintenance Supplies JR Facility Maintenance	11/14/2024	651.51 250.36	901.87
34862	Isidro Lopez Registration for 2017 Freightliner Truck	11/14/2024	735.12	735.12
34863	JOAQUIN VASQUEZ JR Facility Maintenance	11/14/2024	65.00	65.00
34864	JT HOSE & FITTINGS All Sites Facility Maintenance Supplies	11/14/2024	1,232.39	1,232.39

Salinas Valley Solid Waste Authority
Checks Issued Report for 11/1/2024 to 11/30/2024

Check #	Name	Check Date	Amount	Check Total
34865	LANDSCAPE MAINTENANCE OF AMERICA RR Litter Abatement	11/14/2024	325.00	325.00
34866	Maestro Health FSA Service Fees	11/14/2024	150.00	150.00
34867	MANN PACKING COMPANY Refund Credit Balance	11/14/2024	145.00	145.00
34868	MISSION LINEN SUPPLY All Sites Uniforms	11/14/2024	449.34	449.34
34869	MONTEREY REGIONAL WATER POLLUTION CONTROL AGENCY SS Sewer Service	11/14/2024	372.64	372.64
34870	NaJiMa Foods LLC RR Community Events	11/14/2024	850.00	850.00
34871	NEU-SCAPES, INC. Common Area Maintenance Jardin El Sol Maintenance	11/14/2024	550.00 200.00	750.00
34872	ODP BUSINESS SOLUTIONS, LLC Adm Office Supplies	11/14/2024	189.02	189.02
34873	ONE STOP AUTO CARE V&S AUTO CARE, INC Adm Equipment Maintenance	11/14/2024	41.75	41.75
34874	O'REILLY AUTOMOTIVE STORES, INC. JC Equipment Maintenance Ops Adm Vehicle Maintenance	11/14/2024	64.54 105.72	170.26
34875	PACIFIC TRUCK PARTS, INC ML Vehicle Maintenance	11/14/2024	16.52	16.52
34876	PROBUILD COMPANY LLC JC Facility Maintenance	11/14/2024	843.51	843.51
34877	PURE WATER BOTTLING Adm Water Service	11/14/2024	69.50	69.50
34878	QUINN COMPANY JC Equipment Maintenance	11/14/2024	3,848.73	3,848.73
34879	REPUBLIC SERVICES #471 Adm Monthly Trash	11/14/2024	92.51	92.51
34880	S. GRONER ASSOCIATES Tire Amnesty Fall 2024 Media Campaign-September	11/14/2024	1,307.23	1,307.23
34881	SOUTHERN COUNTIES LUBRICANTS LLC All Sites Biodiesel Fuel	11/14/2024	16,733.29	16,733.29

Salinas Valley Solid Waste Authority
Checks Issued Report for 11/1/2024 to 11/30/2024

Check #	Name	Check Date	Amount	Check Total
34882	Southern Counties Oil Co., a CA Limited Partnership All Sites Fuel	11/14/2024	6,836.31	6,836.31
34883	STERICYCLE, INC Adm Shredding Services	11/14/2024	60.79	60.79
34884	VALERIO VARELA JR ML & JC Vehicle & Equipment Maintenance	11/14/2024	14,300.00	14,300.00
34885	VERIZON CONNECT FLEET USA LLC ML Vehicle Software	11/14/2024	367.95	367.95
34886	ADMANOR, INC CCRMC Monthly Media & Marketing Service TV Organics Spot Production	11/20/2024	1,645.00 2,750.00	4,395.00
34887	ALESHIRE & WYNDER, LLP Monthly Legal Services	11/20/2024	7,573.50	7,573.50
34888	AON RISK INSURANCE SERVICES WEST, INC . Insurance Services	11/20/2024	10,846.00	10,846.00
34889	ASBURY ENVIRONMENTAL SERVICES HHW Hauling & Disposal	11/20/2024	102.00	102.00
34890	AT&T SERVICES INC Adm & CAM Telephone Service SS Telephone Service	11/20/2024	90.40 93.99	184.39
34891	CALIFORNIA DEPARTMENT OF INDUSTRIAL RELATIONS Common Area Maintenance	11/20/2024	225.00	225.00
34892	CALIFORNIA WATER SERVICE All Sites Water Service	11/20/2024	1,487.01	1,487.01
34893	CITY OF GONZALES Monthly Hosting Fees	11/20/2024	20,833.33	20,833.33
34894	COAST COUNTIES TRUCK & EQUIPMENT CO. ML Vehicle Maintenance	11/20/2024	300.02	300.02
34895	COMMERCIAL TRUCK COMPANY JC Vehicle Maintenance ML Vehicle Maintenance	11/20/2024	1,884.86 170.78	2,055.64
34896	CSC OF SALINAS/YUMA JC Equipment Maintenance	11/20/2024	88.22	88.22
34897	DATAFLOW BUSINESS SYSTEMS INC. Printer Network Support	11/20/2024	23.16	23.16

Salinas Valley Solid Waste Authority
Checks Issued Report for 11/1/2024 to 11/30/2024



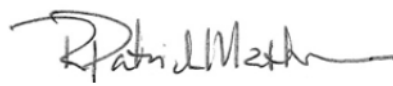
Check #	Name	Check Date	Amount	Check Total
34898	EMILE ESTASSI HHW Facility Maintenance	11/20/2024	2,215.00	2,215.00
34899	FANELLI EQUIPMENT REPAIR JC Equipment Maintenance	11/20/2024	11,012.51	11,012.51
34900	FIRST ALARM JC Bldg. Alarm Services	11/20/2024	35.00	35.00
34901	GALLAGHER BENEFIT SERVICES, INC. Compensation Study	11/20/2024	11,200.00	11,200.00
34902	GEOLOGIC ASSOCIATES, INC. Groundwater Monitoring	11/20/2024	36,959.00	36,959.00
34903	GOLDEN STATE TRUCK & TRAILER REPAIR All Sites Vehicle Maintenance	11/20/2024	9,775.46	9,775.46
34904	**Void**	11/20/2024	-	-
34905	**Void**	11/20/2024	-	-
34906	GONZALES ACE HARDWARE All Sites Vehicle Maintenance	11/20/2024	282.06	282.06
34907	GRAINGER JC Org Facility Maintenance	11/20/2024	592.49	592.49
34908	GREEN RUBBER - KENNEDY AG, LP JR Equipment Maintenance	11/20/2024	888.35	888.35
34909	INFINITY STAFFING SERVICES, INC. JC Contract Labor	11/20/2024	4,983.23	4,983.23
34910	JOHN DEERE FINANCIAL JC Equipment Maintenance	11/20/2024	124.84	124.84
34911	KING CITY HARDWARE INC. JR Facility Maintenance	11/20/2024	115.60	115.60
34912	MB America, Inc. JC Equipment Maintenance	11/20/2024	1,722.52	1,722.52
34913	MISSION LINEN SUPPLY All Sites Uniforms	11/20/2024	866.66	866.66
34914	MONTEREY COUNTY TREASURER/TAX COLLECTOR Annual Property Taxes	11/20/2024	18,185.07	18,185.07

Salinas Valley Solid Waste Authority
Checks Issued Report for 11/1/2024 to 11/30/2024

Check #	Name	Check Date	Amount	Check Total
34915	**Void**	11/20/2024	-	-
34916	ODP BUSINESS SOLUTIONS, LLC Adm & JR Office Supplies	11/20/2024	279.21	279.21
34917	ONE STOP AUTO CARE V&S AUTO CARE, INC RR Vehicle Maintenance	11/20/2024	107.59	107.59
34918	O'REILLY AUTOMOTIVE STORES, INC. JR Vehicle Maintenance ML Vehicle Maintenance	11/20/2024	5.71 129.09	134.80
34919	PACIFIC CREST ENGINEERING INC JC Engineering Services	11/20/2024	4,392.50	4,392.50
34920	PRECISION ALARMS & AUTOMATION SOLUTIONS, INC. HHW Alarm Services	11/20/2024	60.00	60.00
34921	PURE WATER BOTTLING All Sites Water Service	11/20/2024	548.35	548.35
34922	QUINN COMPANY JC Equipment Maintenance JR Equipment Maintenance	11/20/2024	6,885.20 454.35	7,339.55
34923	RAMON N VALLEJO Livescan Pre-employment	11/20/2024	57.00	57.00
34924	S. GRONER ASSOCIATES Marketing	11/20/2024	3,705.58	3,705.58
34925	SALINAS NEWSPAPERS, INC. Notice Of Public Hearing	11/20/2024	166.92	166.92
34926	SOCIAL VOCATIONAL SERVICES, INC. JC Litter Abatement	11/20/2024	7,094.00	7,094.00
34927	SOUTHERN COUNTIES LUBRICANTS LLC All Sites Biodiesel Fuel	11/20/2024	35,301.94	35,301.94
34928	SOUTHERN TIRE MART LLC ML Vehicle Maintenance	11/20/2024	3,876.05	3,876.05
34929	STERICYCLE, INC Adm Shredding Services	11/20/2024	19.69	19.69
34930	TELCO BUSINESS SOLUTIONS Monthly Network Support	11/20/2024	629.44	629.44
34931	THE DON CHAPIN COMPANY, INC. HHW Portable Toilet	11/20/2024	465.40	465.40

Salinas Valley Solid Waste Authority
Checks Issued Report for 11/1/2024 to 11/30/2024

Check #	Name	Check Date	Amount	Check Total
34932	ULINE, INC. HHW Facility Maintenance	11/20/2024	170.73	170.73
34933	UNITED RENTALS (NORTHWEST), INC CH Facility Maintenance	11/20/2024	866.43	866.43
34934	VALERIO VARELA JR JC Equipment Maintenance JR Vehicle Maintenance	11/20/2024	200.00 1,200.00	1,400.00
34935	Vasquez Fabrication, Inc. JR Facility Maintenance	11/20/2024	675.00	675.00
34936	VOSTI'S INC All Sites Equipment Maintenance Supplies	11/20/2024	1,447.41	1,447.41
34937	**Void**	11/20/2024	-	-
34938	W&W MARKETING GROUP, INC. RR- Special Dep. Uniforms	11/20/2024	1,638.31	1,638.31
34939	WEST COAST RUBBER RECYCLING, INC JC Org Tire Diversion	11/20/2024	2,365.00	2,365.00
34940	WRIGHT EXPRESS FINANCIAL SERVICES CORPORATION All Sites Fuel	11/20/2024	3,141.95	3,141.95
25-00205-DFT	PACIFIC GAS AND ELECTRIC COMPANY All Sites Electrical Services	11/5/2024	22,926.67	22,926.67
25-00206-DFT	INTERMEDIA Email Exchange	11/6/2024	468.00	468.00
25-00208-DFT	REPUBLIC SERVICES #471 ML Rent	11/29/2024	17,558.88	17,558.88
25-00251-DFT	PACIFIC GAS AND ELECTRIC COMPANY Charging Station Engineering Services	11/27/2024	3,500.00	3,500.00
	Total:			<u>771,764.02</u>
	Payroll Disbursements			<u>1,037,735.57</u>
	Grand Total			<u>1,809,499.59</u>

 <p>Executive Committee</p>	<p style="text-align: center;">ITEM NO. 5</p> <hr/>  <p>Finance and Administration Manager/Controller/Treasurer</p> <hr/>  <p>General Manager/CAO</p> <hr/> <p style="text-align: center;"><i>R. Santos by E.T.</i></p> <p>Authority General Counsel</p>
---	---

Date: January 8, 2025

From: Elia Zavala, Contracts & Grants Analyst

Title: A Resolution Approving Supplemental Appropriation of \$20,000 for the Acceptance of the Monterey Bay Air Resources District FY 2024-25 AB2766 Motor Vehicle Emissions Reduction Program Grant

RECOMMENDATION

Staff recommends that the Executive Committee recommend adoption of the resolution.

STRATEGIC PLAN RELATIONSHIP

This item aligns with the 2024 Strategic Plan Priority B. Financial Sustainability. It also aligns with the Authority's Mission, Vision, and Values by seeking innovative funding opportunities to improve recycling programs for waste reduction through environmentally sound and cost-effective practices.

FISCAL IMPACT

Monterey Bay Air Resources Board (MBARD) has awarded a \$20,000 grant for the purchase of an electric truck, which will replace the 2006 gasoline—powered Dodge Caravan. The vehicle is expected to cost \$53,000, with the remaining amount being funded from the Resource Recovery Rolling Equipment budget.

DISCUSSION & ANALYSIS

The purpose of the Clean Vehicle Program is to fund the purchase of new 100% battery electric vehicles for public agency fleets thereby promoting the use of alternative-fuel technologies and zero-emission vehicles. MBARD will reimburse SVSWA \$20,000 for the purchase or lease of one (1) 2024 Ford F-150 Lightning battery-electric truck or Light-Duty electric vehicle equivalent to replace a 2006 gasoline-powered Dodge Grand Caravan.

BACKGROUND

Resource Recovery purchased the first plug-in hybrid vehicle in 2023 to begin the transition of the outreach fleet to electric, thus reducing emissions and promoting environmental leadership.

Additionally, On October 16, 2024, the Monterey Bay Air Resources District (MBARD) Board of Directors approved funding up to \$150,000, for a new battery charging station at the Authority's Administrative offices located at 126 Sun Street. Electric vehicle charging stations reduce the dependency on fossil fuels, which, over time, could provide cost savings for the Authority's fleet management program as California moves towards

electrified fleets and personal vehicles. This vehicle will be charged onsite using these new stations.

ATTACHMENT(S)

1. Resolution
2. Grant Agreements

RESOLUTION NO. 2024 –

**A RESOLUTION OF THE SALINAS VALLEY SOLID WASTE AUTHORITY
APPROVING A SUPPLEMENTAL APPROPRIATION OF \$20,000 FOR THE ACCEPTANCE OF
THE MONTEREY BAY AIR RESOURCES DISTRICT
CLEAN VEHICLE PROGRAM REIMBURSEMENT AGREEMENT**

WHEREAS, on March 21, 2024, the Board of Directors of the Salinas Valley Solid Waste Authority (Authority) approved the Fiscal Year 2024-25 Operating Budget; and,

WHEREAS, on October 16, 2024, the Monterey Bay Air Resources District approved funding of a Clean Vehicle Incentive Program – Reimbursement grant for \$20,000; and,

WHEREAS, on December 19, 2024, the Clean Vehicle Program Reimbursement Agreement between the Monterey Bay Air Resources District and Salinas Valley Solid Waste Authority was executed; and,

NOW THEREFORE, BE IT RESOLVED, by the Board of Directors of the Salinas Valley Solid Waste Authority, that the Monterey Bay Air Resources District Clean Vehicle Incentive Program – Reimbursement grant is hereby accepted, and the supplemental appropriation of \$20,000 is hereby approved; and,

BE IT FURTHER RESOLVED, that the General Manager/CAO is hereby authorized to implement the budget in accordance with the Authority's financial policies.

PASSED AND ADOPTED by the Board of Directors of the Salinas Valley Solid Waste Authority at a regular meeting duly held on the 23rd day of January 2025, by the following vote:

AYES: BOARD MEMBERS:

NOES: BOARD MEMBERS:

ABSENT: BOARD MEMBERS:

ABSTAIN: BOARD MEMBERS:

Liz Silva, Vice President

ATTEST:

APPROVED AS TO FORM:

Erika J. Trujillo, Clerk of the Board

Roy C. Santos, Authority General Counsel



**Clean Vehicle Program
Reimbursement Agreement**
between the
Monterey Bay Air Resources District
And
Salinas Valley Solid Waste Authority

The purpose of the Clean Vehicle Program is to fund the purchase of new 100% battery electric vehicles for public agency fleets thereby promoting the use of alternative-fuel technologies and zero-emission vehicles. Pursuant to this Reimbursement Agreement (“Agreement”) the Monterey Bay Air Resources District (hereafter referred to as “MBARD”) hereby agrees to reimburse **Salinas Valley Solid Waste Authority** (hereafter referred to as "Grantee") for the purchase or lease of **one (1) 2024 Ford F-150 Lightning battery-electric truck or Light-Duty electric vehicle equivalent** to be owned and operated by Grantee to replace a **2006 gasoline-powered Dodge Grand Caravan**. The amount of the reimbursement shall not exceed **\$20,000** in MBARD funds from the AB2766 Motor Vehicle Emission Reduction Program.

A. General Agreements

1. Both parties shall execute this Agreement before MBARD is obligated to reimburse the Grantee for any expenses.
2. The **Start Date** shall be the date upon which both parties have signed the grant agreement.
3. The **Expiration Date** shall be **one year** from the Start Date. A one-time extension request may be granted at the discretion of the MBARD Board of Directors. Grantee shall submit a formal extension request letter to MBARD at least thirty (30) days in advance of the Expiration Date.
4. The **Completion Date** shall be the date the EV is delivered to the Grantee.
5. The purchase of an EV shall not otherwise be required by any local, state, and/or federal rule, regulation, or MOU currently in effect.
6. Rights to the emissions reductions resulting from the Project shall not be claimed by Grantee as emissions reduction credits or in an averaging, banking, and trading program.
7. All EVs purchased with grant funds shall come with a standard manufacturer’s warranty and shall be operated according to the manufacturer’s specified recommendations.
8. All EVs shall be registered by the CA Department of Motor Vehicles and have at least 75% of the total miles driven and be domiciled within the boundaries of MBARD.

FY25 AB2766 MOTOR VEHICLE EMISSIONS REDUCTION PROGRAM

Grant Agreement
No. 25-01

December 18, 2024

Grantee Initials:



B. Grantee Obligations

Grantee shall:

1. The signer of this Agreement affirms his or her legal authority to bind Grantee to the terms of this Agreement, understands and agrees to operate the EV according to the terms of the Agreement, and to not sell or gift that EV to any other party, without prior written permission from MBARD until three years after the Completion Date.
2. Execute this Agreement within **thirty (30) days** of receipt or approval from the Grantee's Board, whichever occurs first.
3. Purchase the EV and request reimbursement from MBARD pursuant to this Agreement prior to the Expiration Date, unless otherwise extended as set forth in this Agreement.
4. Grantee hereby acknowledges and agrees that purchase of the EV is an informed and voluntary act and MBARD makes no representation or guarantee regarding quality, condition, safety or proposed use of any EV purchased under this Agreement.
5. Maintain and operate the EV in accordance with the manufacturer's specifications and intended use and shall not modify the EV in any manner inconsistent with such specifications.
6. Operate the EV as a replacement for an existing gasoline or diesel-powered fleet vehicle. Grantee shall provide evidence satisfactory to MBARD that the EV is being operated as such a replacement and shall certify to MBARD that the replaced vehicle was in operation prior to its replacement, has been taken out of service and replaced with the EV, and has either been destroyed or sold out of the State of California within a reasonable time after the vehicle has been replaced. Grantee shall use the certification form enclosed as Attachment 5 for such certification, which shall be returned to MBARD within **ninety (90) days** of the replacement.
7. Comply with all applicable MBARD, federal, State, and local laws, and regulations, and shall obtain all permits, approvals or clearances required to implement the Project, including any necessary MBARD permits.
8. Maintain property insurance on the grant-funded Project in an amount sufficient to reimburse MBARD the full grant amount. Grantee must also supply proof of commercial general liability insurance, including but not limited to premises and operations, including coverage for Bodily Injury and Property Damage, Personal Injury, Contractual Liability, Broad form Property Damage, Independent Contractors, Products and Completed Operations, with a combined single limit for Bodily Injury and Property Damage of not less than \$1,000,000 per occurrence.
9. These insurance policies shall remain in effect for the full Term. Grantee shall provide to MBARD a current certificate of liability insurance showing that MBARD has been named as additional insured, and evidence of property insurance showing that MBARD has been named as loss payee. No reimbursements of any grant-eligible expenditures shall be made until these documents are provided to MBARD.

FY25 AB2766 MOTOR VEHICLE EMISSIONS REDUCTION PROGRAM

Grant Agreement
No. 25-01

December 18, 2024

Grantee Initials:



10. If for any reason Grantee is awarded proceeds from the insurance policies (described above), Grantee or successor in interest shall reimburse MBARD the full amount due within 30 days of receipt of the proceeds.
11. Invoice MBARD for reimbursement of the purchase of the EV as described in Attachment 2 and provide supporting documentation in a manner and form satisfactory to MBARD staff.
12. Submit Annual Mileage Reports for **three (3) years** after the Completion Date as set forth in Attachment 3. Notwithstanding any other provision of this Agreement, the obligation to submit Annual Mileage Reports and retain records shall continue past the Completion Date until all required Annual Mileage Reports are submitted, as more fully set forth in Attachment 3.
13. At the sole option of MBARD, place, or allow MBARD to place, a logo on a prominent location of the EV. The logo design, style, color, and placement are the exclusive rights of MBARD.
14. Defend, indemnify, and hold MBARD, its officers, agents, employees and volunteers harmless from any and all losses, costs, damages, fines or expenses (including attorney fees, court costs and expert witness fees) or liability of any kind or character to any person or property arising from, or alleged to arise from, any breach of responsibilities required of Grantee by this Agreement, or which are related in any way to the Project or the EV.

C. MBARD Obligations

MBARD shall:

1. In consideration of Grantee's performance under this Agreement, MBARD shall reimburse Grantee for the cost of purchasing the EV, said reimbursement being limited to the amount set forth on page 1 of this Agreement. MBARD shall not be obligated to reimburse Grantee for any other expenses associated with the EV or the Project, other than the purchase of the EV.
2. MBARD may withhold reimbursement if Grantee has unmet obligation(s) under this Agreement.
3. Respond promptly to any Grantee questions regarding this Agreement.
4. Make payment within **30 days** of MBARD's approval of the invoice submitted by Grantee.
5. Should Grantee be found to be noncompliant with the terms of this Agreement, MBARD may seek relief by any remedies available under law, including a right to cancel the Agreement and/or demand that Grantee reimburse to MBARD all or a portion of the grant.

FY25 AB2766 MOTOR VEHICLE EMISSIONS REDUCTION PROGRAM

Grant Agreement
No. 25-01

December 18, 2024

Grantee Initials:



D. Assignment and Delegation

1. This Agreement and any benefits associated herewith may not be assigned without the prior written agreement of MBARD.
2. Grantee may not delegate any duty or obligation to render performance under this Agreement or assign payment of funds due under this Agreement except as provided herein, without prior written permission of MBARD.

E. Correspondence

Correspondence or notices required by this Agreement shall be sent via first class mail, email, or electronic signature software to the individuals and addressees specified below:

MBARD: Richard Stedman, Air Pollution Control Officer
Attn: [Eli Lessman](#)
24580 Silver Cloud Court
Monterey, CA 93940
Tel: (831) 647-9411
Fax: (831) 647-8501
Email: elessman@mbard.org

Grantee: [Elia Zavala](#), Contracts and Grants Analyst
[Salinas Valley Solid Waste Authority](#)
126 Sun Street
Salinas, CA 93901
Tel: (831) 775-3010
Email: eliaz@svswa.org

G. Severability

If any clause or term of this Agreement is held by a court of competent jurisdiction to be invalid, void, or unenforceable, the remainder of the Agreement shall remain in full force and effect.

H. Entire Agreement

1. This Agreement and all Attachments contain the entire Agreement and all rights and obligations of the parties.
2. Any amendment to this Agreement may be proposed in writing by either party and shall be signed and dated by both parties before it becomes effective. Oral representations by either party or their representatives shall have no binding force or effect.

FY25 AB2766 MOTOR VEHICLE EMISSIONS REDUCTION PROGRAM

Grant Agreement
No. 25-01

December 18, 2024

Grantee Initials:



I. Termination

Unless otherwise agreed in writing between the parties to this Agreement, this Agreement shall expire on the Expiration Date.

J. Stop Notice

1. MBARD may issue a Stop Notice to Grantee should any of the following occur:
 - a. Breach, or failure to abide by any terms or conditions of this Agreement;
 - b. Assignment of any benefits of this Agreement, or delegation of any duties due under this Agreement to a third party;
 - c. Bankruptcy, or dissolution of Grantee;
 - d. Failure by Grantee to perform duties and responsibilities in a timely, professional or competent manner;
 - e. Failure by Grantee to make reasonable progress toward implementing this Agreement.
2. Upon receipt of a Stop Notice, Grantee shall cease implementation of the Project by the date indicated in the notice.

K. Acceptance

The undersigned authorized representatives of the parties to this Agreement do hereby agree to abide by all the terms and conditions of this Agreement:

For Grantee:

Patrick Mathews

Patrick Mathews
General Manager /CAO
Salinas Valley Solid Waste Authority

Date: Dec 19 2024

For MBARD:

Richard A. Stedman

Richard A. Stedman
Air Pollution Control Officer
MBARD

Date: Dec 19 2024

FY25 AB2766 MOTOR VEHICLE EMISSIONS REDUCTION PROGRAM

Grant Agreement
No. 25-01

December 18, 2024

Grantee Initials:



**ATTACHMENT 1:
Statements and Certifications**

A. Disclosure of Funds Statement

I certify that I shall not submit another application or sign another agreement or contract for the same specific electric vehicle designated in this Agreement, with any other source of funds, including but not limited to other air districts or the California Air Resources Board, for a multi-district project.

Grantee has received prior or other incentive funding for this project EV:

No Yes Funding Source: _____
Amount (\$): _____ Contract Term (years): _____

B. Conflict of Interest Certification

I certify that no Principal, Director, or Executive of the Grantee is a member of MBARD Board of Directors, MBARD Advisory Committee, MBARD Hearing Board, any other MBARD committee, nor is a member of MBARD staff, unless listed below.

I further certify no principal of the Grantee has an economic relationship with a member of the Board of Directors, Advisory Committee, Hearing Board, or any member of MBARD staff, unless listed below.

Disclosure of any said memberships or economic relationships is required. Non-disclosure may result in immediate termination of this Agreement by MBARD, without prior notice.

List of disclosed conflicts (if any, use extra sheets if necessary):

<u>Grantee Principal, Director, or Executive</u>	<u>Basis of Conflict</u>
Chris Lopez	SVSWA Board of Directors
Luis Alejo	SVSWA Board of Directors , Alternate

For Grantee:

Patrick Mathews

Patrick Mathews
General Manager/CAO
Salinas Valley Solid Waste Authority

Date: _____ Dec 19 2024

This concludes Attachment 1

FY25 AB2766 MOTOR VEHICLE EMISSIONS REDUCTION PROGRAM

Grant Agreement
No. *25-01*

December 18, 2024

Grantee Initials:



**ATTACHMENT 2:
Special Grant Conditions**

Project: *EV Replacement*

Grantee: *Salinas Valley Solid Waste Authority*

The special conditions listed below in this Attachment take precedence over any conflicting terms and conditions elsewhere in this Agreement:

1. GRANTEE shall not commence with any grant funded project activity as described in this grant agreement until the grant is fully executed by MBARD and Grantee.
2. GRANTEE shall allow MBARD staff or a representative to inspect the grant-funded expansion vehicle or provide verification of the vehicle's mileage to MBARD staff upon request for a period of three (3) consecutive years following the Completion Date.
3. GRANTEE shall identify and acknowledge MBARD as the source of grant funding in all literature, press releases or media events regarding the Project.
4. Reports shall be submitted via an online reporting form:
<https://portal.laserfiche.com/x4671/forms/AB2766Report>

This concludes Attachment 2



**ATTACHMENT 3:
Instructions for Mileage Reports**

1. Reports Required

Annual Mileage Reports are required as described below from the Grantee to MBARD for three (3) consecutive years after the Completion Date.

2. Schedule of Reports

Grantee's first Annual Mileage Report shall be through December 31 of the calendar year of the Start Date. Subsequent Annual Mileage Reports shall cover a full calendar year and shall be due by January 30 of the following year.

3. Content of Reports

Each Annual Mileage Report shall report EV miles driven for the periods set forth above. The report shall also describe any major repairs or modifications, malfunctions, and/or replacement of the EV during the year.

4. How To Report

Grantee shall submit annual mileage reports by the date required via online form available at: <https://portal.laserfiche.com/x4671/forms/AB2766Report>.

5. Record Retention

Grantee shall retain all use, repair, and maintenance records for a minimum of three (3) years after the Completion Date.

6. Noncompliance

Noncompliance with the reporting requirements shall require on-site monitoring or inspection(s).

This concludes Attachment 3



**ATTACHMENT 4:
Reimbursement Request Instructions**

A. General

Grantee shall use the Reimbursement Request Form on the following page (1 page plus attachments) to request payment to a vendor or reimbursement to Grantee for the purchase of the EV ("Reimbursement Request"). Reimbursement Requests shall be approved by MBARD staff prior to reimbursement. Grantee shall provide supporting documentation satisfactory to MBARD staff. Reimbursement Requests shall include original, ink signature or digital signature of Grantee, emailed to: accountspayable@mbard.org.

B. Attachments to Reimbursement Request

Include the following attachments to the Reimbursement Request Form (copies are acceptable):

1. Invoices must be itemized.
 - a. If payment is solely to Grantee itemized receipts or invoices must be marked "Paid," or attach cashed checks.
 - b. If payment is solely to vendor attach unpaid itemized invoices or Grantee's purchase orders.
 - c. If payment is by two-party check attach unpaid itemized invoices or Grantee's purchase orders.
2. Manufacturer's written certificate of warranty for all EVs covering parts and labor for at least one year or equivalent use.
3. A copy of the vehicle registration.
4. A photo showing the complete vehicle.
5. Any other expenses or payment documentation as requested by MBARD.

C. Reimbursement Request Processing

MBARD shall pay invoiced amount within 30 days of the following conditions being met:

1. An original Reimbursement Request signed by Grantee was delivered to MBARD in accordance with this Agreement and was approved by MBARD;
2. MBARD has conducted a Completion/Post Inspection of the EV.
3. MBARD has found that the Grantee has met all applicable terms and conditions of the Agreement.

FY25 AB2766 MOTOR VEHICLE EMISSIONS REDUCTION PROGRAM

Grant Agreement
No. 25-01

December 18, 2024

Grantee Initials:



Reimbursement Request Form

Email To: accountspayable@mbard.org

This letter is to request reimbursement for the following project:

1. Project Identification:

Project Number: 25-01 Phone: _____

Grantee: Salinas Valley Solid Waste Authority

Mailing Address: _____

City: _____ State: _____ Zip Code: _____

2. Description of Expenditures:

Vehicle Make and Model: _____

Vehicle Identification Number (VIN): _____

Vehicle License Plate Number: _____

1. Amount of Reimbursement Request: \$20,000

Less Than Total Grant Amount? Yes No Final Invoice? Yes No

2. Instructions for Payment:

In-Person Pickup at MBARD Name & Phone #: _____

ACH (Must Provide Photo ID)

Send Check By Mail

Other (Describe): _____

3. Is this a two-party check? Yes No

4. Payee Tax Identification:

Federal/State Employer ID, or SSN of Grantee and/or Vendor: _____

5. Signature:

I certify that all expenditures for which reimbursement is hereby requested, occurred for the purposes stated in this invoice.

Printed Name

Grantee Signature

Date

FY25 AB2766 MOTOR VEHICLE EMISSIONS REDUCTION PROGRAM

Grant Agreement
No. 25-01

December 18, 2024

Grantee Initials:



**ATTACHMENT 5:
Replacement Certification Form**

I certify that the Replaced Vehicle(s) described below was in operation as of the Start Date and has been taken out of operation and replaced with the EV(s).

I further certify that the Replaced Vehicle(s) described below has been (**check one**):

- Destroyed**
- Will be destroyed by** _____ (enter date; certificate/proof of destruction required)
- Sold out of the State of California** (copy of sales receipt required)

Description of Replaced Vehicle(s):

	<u>Vehicle #1</u>	<u>Vehicle #2</u>
Make & Model:	_____	_____
VIN:	_____	_____
License Plate #:	_____	_____

- In the process of being sold out of the State of California** (copy of sales receipt required)

Please describe in detail the efforts to sell the Replaced Vehicle(s) out of the State of California:



Printed Name	Title
Signature	Date

This concludes Attachment 5

Document Details

Title	25-01 Salinas Valley Solid Waste Authority - CVP Contract LD Replacement.pdf
File Name	25-01 Salinas Valley Solid Waste Authority - CVP Contract LD Replacement.pdf
Document ID	bc95e12f65cf42078d8f45eb665e0eb3
Fingerprint	c47c63639fdd721662d9bf5f945de887
Status	Completed

Document History

Document Created	Document Created by Monterey Bay Air Resources District (mbard@mbard.org) Fingerprint: 534685be2a7f0823aa57bf93947f46f1	Dec 18 2024 08:58PM UTC
Document Sent	Document Sent to Patrick Mathews (patrickm@svswa.org)	Dec 18 2024 08:58PM UTC
Document Viewed	Document Viewed by Patrick Mathews (patrickm@svswa.org) IP: 104.28.123.70	Dec 19 2024 01:17AM UTC
Document Signed	Document Signed by Patrick Mathews (patrickm@svswa.org) IP: 104.28.123.70 	Dec 19 2024 01:27AM UTC
Document Sent	Document Sent to Richard A. Stedman (Rstedman@mbard.org)	Dec 19 2024 01:27AM UTC
Document Viewed	Document Viewed by Richard A. Stedman (Rstedman@mbard.org) IP: 104.47.57.254	Dec 19 2024 04:12PM UTC
Document Viewed	Document Viewed by Richard A. Stedman (Rstedman@mbard.org) IP: 50.255.33.217	Dec 19 2024 04:12PM UTC
Document Signed	Document Signed by Richard A. Stedman (Rstedman@mbard.org) IP: 50.255.33.217 	Dec 19 2024 04:12PM UTC

**Document
Completed**

This document has been completed.
Fingerprint: c47c63639fdd721662d9bf5f945de887

Dec 19 2024
04:12PM UTC



Report to the Executive Committee

ITEM NO. 6

Finance and Administration
Manager/Controller/Treasurer

General Manager/CAO

R. Santos by E.T.

General Legal Counsel

Date: January 8, 2025

From: Brian Kennedy, Engineering and Environmental Compliance Manager

Title: A Resolution Approving the Purchase of a 24-hour Fire Detection and Suppression System from Fire Rover for the Jolon Road Transfer Station in the Amount of \$179,000, and a Supplemental Appropriation in the Amount of \$200,000

RECOMMENDATION

Staff recommends the Executive Committee consider the purchase of the Fire Rover system and make a recommendation to the Board of Directors.

STRATEGIC PLAN RELATIONSHIP

This item falls under the Facilities Master Planning priorities related to Master Planning for facilities and public services.

FISCAL IMPACT

The cost of the Fire Rover is \$149,000 including installation. The amount for shipping and taxes is estimated to be an additional \$30,000. Additionally, staff will need to ensure that there is sufficient power for the fire rover where it is being installed. Funding for this equipment and installation is not included in the budget. A supplemental appropriation to CIP 9601 in the amount of \$200,000 is needed, with the funding coming from Capital Reserves. The recurring monthly cost for 24-hour, seven day a week live monitoring is \$2,350 per month. This amount will be included in the FY 2025-26 Budget.

DISCUSSION & ANALYSIS

Like most solid waste facilities, the Jolon Transfer Station faces fire hazards from improper disposal of waste materials, particularly from inappropriately disposed Lithium-ion Batteries. When staff is on site, we can isolate and manage fire events routinely. However, when the site is closed overnight and Sundays, the risk of a fire event is increased. A traditional sprinkler system in the Clearspan fabric building will only activate when a fire is completely out of control, and our existing water storage and fire hose fire suppression equipment is designed for manned use and not after hours use. A fire at the Jolon Road Transfer Station can not only impact our recent extensive capital improvements but could also result in an expanded fire into the surrounding rangeland and communities.

Fire Rover makes a self-contained product that includes 24-hour, 7 day a week active monitoring of the site using thermal sensors and visual cameras, and a remotely operated hose nozzle connected to a foam fire suppressant tank. At the early stages of fire

detection, the system will deliver foam fire suppressant directly on the emerging threat to slow or stop the spread of the fire. They also will immediately contact local fire departments to get them in route so they can arrive on site to ensure that the threat has been eliminated.

BACKGROUND

Fires at solid waste and recycling facilities are increasingly becoming commonplace due to the improper disposal of lithium-ion batteries. SVSWA facilities are not immune to this trend with multiple battery fires every year at our disposal facilities. Fire Rover has developed a unique solution to abate this problem with almost 750 successful installations worldwide.

ATTACHMENT

- A. Resolution
- B. Exhibit A - Fire Rover Proposal
- C. Power Point Presentation - Video presentation on Fire Rover operational capabilities

RESOLUTION NO. 2025 -

A RESOLUTION APPROVING THE PURCHASE OF A 24-HOUR FIRE DETECTION AND SUPPRESSION SYSTEM FROM FIRE ROVER FOR THE JOLON ROAD TRANSFER STATION IN THE AMOUNT OF \$179,000, AND A SUPPLEMENTAL APPROPRIATION IN THE AMOUNT OF \$200,000

WHEREAS the Jolon Transfer Station like most waste solid facilities faces fire hazards from improper disposal of waste materials; and,

WHEREAS when the site is closed overnight and Sundays, the risk of a catastrophic fire event is possible; and,

WHEREAS a fire at the Jolon Road Transfer Station can not only impact our recent extensive capital improvements but could also result in expanded fires into surrounding rangeland and communities; and,

WHEREAS Fire Rover has developed a unique solution to abate this problem with a self-contained product that includes 24-hour, 7 day a week active monitoring of the site with thermal sensors and visual cameras, and a remotely operated hose nozzle connected to a foam fire suppressant tank; and,

WHEREAS the purchase of this product would help staff to prevent a potential hazard and initiate additional emergency response when needed.

NOW THEREFORE BE IT RESOLVED, BY THE BOARD OF DIRECTORS OF THE SALINAS VALLEY SOLID WASTE AUTHORITY that the General Manager/CAO is hereby authorized and directed for, and on behalf of, the Salinas Valley Solid Waste Authority to purchase a 24-hour fire detection and suppression system from fire rover for the Jolon Road Transfer Station in the amount of \$179,000, as attached hereto and marked "Exhibit A," and to carry out all activities and costs necessary to install the system.

BE IT FURTHER RESOLVED, that Supplemental Capital Improvement Projects Appropriations of \$200,000 for the Jolon Road Transfer Station Improvements (CIP) using Capital Reserves is hereby approved.

BE IT FURTHER RESOLVED, that the General Manager/CAO is hereby authorized to implement the budget in accordance with the Authority's financial policies.

PASSED AND ADOPTED by the Board of Directors of the Salinas Valley Solid Waste Authority at the meeting duly held on the 23rd day of January 2025, by the following vote:

AYES: BOARD MEMBERS:
NOES: BOARD MEMBERS:
ABSENT: BOARD MEMBERS:
ABSTAIN: BOARD MEMBERS:

Liz Silva, Vice Board President

ATTEST:

APPROVED AS TO FORM:

Erika J. Trujillo, Clerk of the Board

Roy C. Santos, Authority General Counsel



FireRover

DETECT | EXTINGUISH | PROTECT

24/7 Comprehensive Fire Prevention Solution Proposal

**Salinas Valley Solid Waste
Authority (SVSWA)**

**126 Sun St.
Salinas, CA, 93901**

Thursday, December 20th, 2024



SCRAPYARDS. SHREDDERS. MRF'S. TRANSFER STATIONS. RECYCLING CENTERS. LANDFILLS. MINES. REFINERIES

A 24/7 Comprehensive Fire Protection Solution

Fire Rover pledges to protect SVSWA from fire by providing:

State-of-the-Art-Technology/Quality Craftsmanship/Quality System Design

24/7 Heat, Smoke, and Flame Detection with Remote Fire Suppression Services

24/7 Video Monitoring and Service

Continuous System Supervision for Service/Utility Interruptions

Real Time Notifications on System Status

A Network of Fully Redundant UL/FM Approved Central Stations

Professionally Trained and Certified Central Station Operators

Objectives:

24/7 remote fire monitoring, early fire detection and suppression by live certified operators

Detect and suppress fires at the incipient stage

Eliminate downtime and reduce risks to personnel, inventory, equipment, facilities and capital

Optimize your safety and security budget

Dispatch emergency and site personnel as warranted



“Fire Rover is committed to exceeding expectations - this is the last system my clients will ever buy. We take pride in operating, maintaining and upgrading our systems, while creating lifelong partnerships with each and every one of our customers.”

— Bradley Gladstone, Founder

Scope of Work

Fire Rover agrees to install and maintain the system as specified in the **Fire Rover** system design included within this proposal, and the major components as itemized and agreed by **SVSWA**.

Our proposal is the result of a collaborative effort between the **Fire Rover** sales and engineering departments. Our design engineering review was undertaken with the criteria set forth in our previous meetings, and in consideration of **SVSWA** overall fire protection plan.

Fire Rover and **SVSWA** agree to the following general guidelines:

This proposal is all inclusive, covering labor and material costs, unless otherwise noted below.

Fire Rover will always provide technicians that are licensed and certified to complete the installation and service the system as proposed. **Fire Rover** may sub-contract components of an installation, and shall be held responsible for the work performed.

Customer Responsibilities

SVSWA shall provide 30 Amp dedicated single phase circuit

SVSWA shall provide site access, within reason, to **Fire Rover** after business hours to complete installation and testing.

SVSWA will not charge **Fire Rover** for any additional employees wages that facilitates **Fire Rover** in completing the installation.

Alterations to the attached installation design will require a change order that may increase the cost of this installation. No additional work shall be performed without written approval from **SVSWA**.

System and Installation

Hardware mounting and lifts - Fire Rover is a self-contained unit. All equipment is housed and installed within a 20ft overseas storage container. The spray nozzle, HD, and thermal cameras, will be mounted on a pole or as part of the building structure. A scissor or boom lift will be provided by **Fire Rover** to install and later service your equipment.

Network Connections - Our system utilizes its own internal network for most operations, but will require a dedicated Internet connection, which will be provided by SVSWA. Bandwidth requirements are based upon the size of your system and will be provided by **Fire Rover** prior to on-site installation. SVSWA's IT department will also need to provide Fire Rover with a static IP address. **Fire Rover** recommends that a 4G backup router with fail-over for Internet connection be installed for redundancy.

Activation and Support - Prior to activation, Fire Rover personnel will establish monitoring event protocols for SVSWA. Fire Rover will collect the contact information of the authorized staff chosen to receive event notifications, and contact those individuals when necessary.

Subsequent to the installation, we will review and monitor the system to assure that all expectations are met. **Fire Rover** personnel will test all systems routinely to ensure full functionality and proper performance. Any anomalies will be addressed and serviced accordingly.

Equipment and Pricing

Pricing is based upon acceptance of this proposal within 14 days. A 50% deposit is required to begin ordering equipment and scheduling the installation. The remaining balance (50% plus any additions) is due upon satisfactory job completion. Proposed prices are all inclusive, except for shipping and handling costs when applicable. Purchase price and Monthly Lease Cost do not include sales tax, shipping, or local permit and license fees.





FireRover

DETECT | EXTINGUISH | PROTECT

NO MORE FIRES. EVER.

24/7 Fire Detection & Suppression

Fire Rover Unit Includes

20' Overseas Storage Container
Monitoring Equipment and
Licensing FLIR A310F Thermal
Camera
HD camera
Nozzle with Tower and Plumbing
One additional refill of suppression
agent

Customer Requirements

30 Amp dedicated single phase
circuit
Dedicated Hard-line Internet 25
Mbps Upload Minimum
Recommended 4G Internet backup
Concrete stabilization pad will be
required for some applications



Organic Solid Material

Wood, Grass, Coal, Tires, Hay,
Cotton, Cardboard, Cars, Trucks,
Heavy Equipment



Flammable & Combustible Liquids, Gasses, Fuels

Gasoline, Ethanol, Jet A, JP4/5/8,
Crude Oil, Diesel, MTBE, IPA, MEK



Electrical Equipment

Energized electrical equipment,
wires, wireless devices, electronics



Combustible Metals

Sodium, titanium, magnesium,
potassium, lithium, calcium



Cooking Oils & Fats



Jolon Road Transfer

24/7 Fire Monitoring, Suppression, Maintenance, and Warranty:



Salinas Valley
 Jolon Road TS
 52654 Jolon Road
 King City
 CA, 93930

Equipment

- 1- Fire Rover BSU(s)
- 1 - Nozzle(s)
- 2- Detection Zone(s)

#- Thermal Panel(s)
 #- Detection Only Zone(s)

Prelim Design



Ceiling Height: 32'
 Column Width: 20'
 1- E-Button(s)
 Cold Weather Pkg: N
 Approved by:
 Date:

Transfer Operation

24/7 Early Fire Detection & Suppression

(1) Fire Rover (2) A310F (1) Nozzle	Monthly Monitoring & Maintenance/ Unit
\$149,000USD*	\$2,350USD

****Backup 4G Internet Optional \$100/mo per FR**

Mobile Suppression Unit

Specifications

Cart Weight: 750lbs

MSU Unit Weight: 600lbs

Combined Weight: 1,350lbs

Height—Stowed: 59.25in

Height—Deployed: 99.0in

Overall Width: 30in

Overall Length: 88.4in

Wheelbase: 48.3in

Speed on Level Ground: 8.5mph maximum

Rated Pressure: 20 to 125psi

Flow Rate (Quick Connect): 90+ GPM

Maximum Spray Distance: 50ft

Battery Life—Vehicle Power: 72 Hours

Battery Life—Backup: 18 Hours

Remote Spray Nozzle

High volume suppression is directed by remote operator, accurately targeting and extinguishing the fires in their infancy.

Advanced Sensors

Three independent technologies ensure quick identification of fire threats.

Strobe and Sounder

System status is conveyed by an integrated sounder and strobe, keeping staff alerted to threats.

Touch Screen

Clear step-by-step instructions guide users through deployment and aiming while providing clear system status indicators.

Fully Detachable

The MSU can be easily detached from the base for use on elevated platforms or other hard to reach places.



Water Supply

The system connects to a variety of water sources for unlimited firefighting potential. (45-gallon integrated tank available early 2025.)



844.417.6837
firerover.com
sales@firerover.com





OnWatch

Powered By FireRover

24/7

A mobile unit utilizing both solar and wind power to provide 24/7 fire watch and emergency dispatch.

Pricing: OnWatch w/ 1 Thermal Zone = \$67,500; MMW = \$950/OnWatch w/ 2 Thermal Zone = \$85,000; MMW = \$1250

Fire Protection

24/7

24/7 thermal imaging and monitoring for abnormal heat and emergency dispatch.

360°

Up to 360-degree coverage.



Telescoping mast for easy deployment.



Solar and wind powered with significant battery reserves.

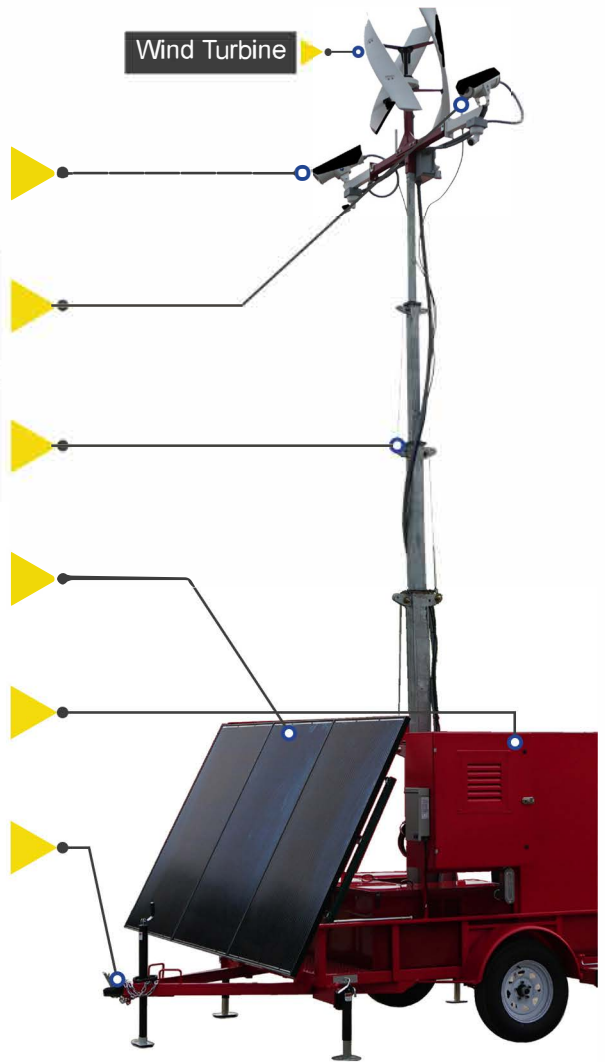


Built to operate in rugged environments.



Easy deployment and relocation with standard trailer hitch.

Wind Turbine



HOW IT WORKS:

The OnWatch system communicates via a 4G/5G cellular network and connects to the Fire Rover Monitoring Center for quick detection, identification and dispatch of emergency personnel. The OnWatch mobile unit is heavy-duty for harsh landfill environments, including dust, wind and uneven surfaces.

APPLICATIONS:

LANDFILLS • SCRAPYARDS • OUTDOOR PILES • CONSTRUCTION PROJECTS •
OVERFLOW TIP FLOORS • MULCH • WINDROWS • WILDFIRES • AND MORE



844-41-ROVER



www.FireRover.com

enforcer®

PORTABLE CAFS TECHNOLOGY



MODEL	ENFORCER 3 SUPER DUTY	ENFORCER 3 BACK PACK	ENFORCER 10	ENFORCER 30	ENFORCER 60	ENFORCER 200
PRE-MIX SOLUTION CAPACITY	3 US Gallons	3 US Gallons	10 US Gallons	30 US Gallons	60 US Gallons	200 US Gallons
MAX. FINISHED FOAM CAPACITY	60 US Gallons	60 US Gallons	200 US Gallons	600 US Gallons	1200 US Gallons	4000 US Gallons
MAX. THROW DISTANCE	45 Feet	45 Feet	45 Feet	75 Feet	95 Feet	120 Feet
MAX. DISCHARGE DURATION	1 Minute	1 Minute	2:30 Minutes	3 Minutes	6 Minutes	20 Minutes
DISCHARGE HOSE	4 Ft. x 3/8" Booster	4 Ft. x 3/8" Booster	75 Ft. x 1/2" Booster	50 Ft. x 3/4" Booster	50 Ft. x 1" Lay Flat	300' x 1" Booster 50Ft. x 1.5" Lay Flat
HEIGHT	22.5"	22.5"	22"	38.5"	38.5"	45"
WIDTH	13"	13"	22"	42"	42"	44"
LENGTH	8.25"	8.25"	26"	54.5"	54.5"	98"
EMPTY WEIGHT	23 Lb	23 Lb	95 Lb	407 Lb	485 Lb	1200 Lb
LOADED WEIGHT	48 Lb	48 Lb	175 Lb	677 Lb	985 Lb	2800 Lb



ITEM No. 6

Fire Rover



Executive Committee Meeting
January 8, 2025

Published 1/2/2025

Fire Rover Location and How it Works




Salinas Valley Jolon Road TS 52654 Jolon Road King City CA, 93930	
Equipment 1- Fire Rover BSU(s) 1 - Nozzle(s) 2- Detection Zone(s)	
#- Thermal Panel(s) #- Detection Only Zone(s)	
Prelim Design	
Ceiling Height: 32' Column Width: 20' 1- E-Button(s) Cold Weather Pkg: N Approved by: Date:	

<https://youtu.be/cOMAkR7mMMo?si=AdCvmQZ5Wg4ajf7d>

Fire Rover In Action

- <https://youtu.be/Clb1cyh9d48?si=nHw-nP9JnXt2jvq4>



 <p>SalinasValleyRecycles.org SALINAS VALLEY SOLID WASTE AUTHORITY</p> <p>Report to the Executive Committee</p>	ITEM NO. 7
	 <hr/> Finance and Administration Manager/Controller/Treasurer
<p>Date: January 8, 2025</p> <p>From: C. Ray Hendricks, Finance and Administration Manager</p> <p>Title: Request for FY 2025-26 Preliminary Budget Direction</p>	 <hr/> General Manager/CAO
	N/A <hr/> Authority General Counsel

RECOMMENDATION

Staff requests that the Executive Committee provide input and recommendations and forward this item to the Board for discussion and input so that staff can move forward with the budget process.

DISCUSSION & ANALYSIS

Staff would like feedback from the Board on the assumptions, rate changes, and potential ways to maintain a balanced budget. The following are the key increases and staff recommendations for a balanced budget.

Budget Summary

The preliminary budget is written as a status quo budget:

- No major changes in operations are expected during FY 2025-26.

The Authority used one-time funds to pay down the CalPERS Unfunded Actuarial Liability during FY 2024-25. The consolidated summary of the proposed budget changes includes these amounts. The narrative that follows provides the details of the Authority's changes in revenues and expenditure.

The Proposed Budget is balanced as presented but **does** require rate increases which are discussed below.

The following is a consolidated summary of the proposed budget changes.

	2024-25	2025-26 PROPOSED
<u>BUDGETED REVENUE</u>		
OPERATING REVENUES	26,707,300	27,974,700
USE OF ONE TIME SURPLUS	<u>65,000</u>	<u>0.00</u>
TOTAL BUDGETED REVENUE	<u>26,772,300</u>	<u>27,977,800</u>
<u>BUDGETED EXPENDITURES</u>		
OPERATING EXPENDITURES	19,215,900	20,749,000
ESTIMATED SET ASIDE (NEW CELL)	1,087,500	1,125,000
DEBT SERVICE	3,111,600	3,111,000
CIP/REPAYMENT ALLOCATION	1,778,000	1,835,000
POST CLOSURE	<u>1,104,000</u>	<u>1,139,000</u>
TOTAL BUDGETED EXPENDITURES	<u>26,297,000</u>	<u>27,959,000</u>
 BALANCE USED FOR RESERVES	 <u>475,300</u>	 <u>15,700</u>

Revenue Increases (\$1,267,400)

Following are the Rate Increases that staff is recommending in order to balance the FY 2025-26 Budget

Rate	Current	Increase Amount	FY 2025-26 Rate
AB939 Fee (Total)	5,008,400	211,800	5,220,200
Tipping Fee	64.75	2.25	67.00
Organics Tipping Fee	58.50	3.00	61.50
Franchise Transportation	19.75	1.25	21.00

Revenues are projected to increase 4.7% in total. The following table summarizes the projected increases.

SOLID WASTE RATE INCREASE	522,000
SOLID WASTE TONNAGE INCREASE	485,600
AB939 FEE INCREASE	211,800
ORGANICS RATE INCREASE	143,000
OTHER REVENUE ADJUSTMENTS	<u>-95,000</u>
INCREASED REVENUE	1,267,400

Solid Waste Rate Increase (\$522,000)

Increasing the Tipping fee for solid waste and related materials would generate an additional **\$522,000** in additional revenue.

Solid Waste Tonnage Increases (\$485,600)

FY 2024-25 tonnage is trending higher than the budgeted amount. Staff recommends increasing the FY 2025-26 budgeted tonnage from 217,500 to 225,000 tons. The additional 7,500 tons increases revenues by **\$485,600**.

Increase to AB939 Fees (\$211,800)

After many years of incremental increases, the Board chose to fully fund AB939 services through the AB939 fee in FY 2024-25. The majority of the increases to AB939 services are payroll, in order to keep these services fully self-funded, an increase of **\$211,800** is needed.

Organics Fee Increase (\$143,000)

Increases expected from Atlas (The Authority's Organics Processor), as well as increases to the staffing for the depackager, require an increase of to \$61.25/ton to keep the program fully self-funded. The \$3/ton increase will generate an additional **\$143,000**.

Other Revenue Adjustments (-\$95,000)

Increases in the Franchise Transportation, contract administration, and sales of materials do not offset the expected reduction in investment earnings. Investment earnings had been at historical highs but are expected to begin decreasing. The net impact of all other revenue adjustments is a **decrease of \$95,000**.

Estimated Rate Impacts

The estimated rate impacts below for each hauler under the option recommended is between 0.4% - 1.3% of the total customer rate. Staff has been unable to obtain data to estimate county rates.

Hauler	Service Level	Current	2025-26 Increase	% of Total Bill
Republic - Salinas	32 gal	34.87	.35	1.0%
Tri Cities	48 gal	36.12	.47	1.3%
WM- County	35 gal			
WM- King City	35 gal	44.07	.58	1.3%
Republic - Salinas	1 cy	383.36	1.40	0.4%
Tri Cities	1 cy	214.59	2.02	0.9%
WM- County	1 cy			
WM- King City	1 cy	185.20	2.43	1.3%
Republic - Salinas	3 cy	544.20	4.20	0.8%
Tri Cities	3 cy	503.15	6.05	1.2%
WM- County	3 cy			
WM- King City	3 cy	418.82	5.50	1.3%

Budgeted Expenditure Increases (\$1,570,000)

<i>Payroll Increases (Net)</i>	1,091,100
<i>Facility/Equipment Insurance</i>	101,000
<i>Equipment Maintenance</i>	99,500
<i>Fees/Set Asides based on Tonnage</i>	64,400
<i>Fuel</i>	60,000
<i>Organics Processing</i>	54,600
<i>All Other Increases / (Decreases)</i>	99,400
Total Operating Budget Increase	\$ 1,570,000

Payroll Increase (\$1,091,100)

Following is a Summary of the Payroll Increases:

<i>COLA (2.7%)</i>	212,600
<i>Medical Premiums</i>	162,600
<i>Merit Increases</i>	152,100
<i>Worker's Comp Premiums</i>	107,700
<i>Other Payroll Adjustments</i>	98,000
Payroll/Benefit Increases	733,000
<i>Field Operations Supervisor (New)</i>	211,900
<i>Human Resources Technician (New)</i>	146,200
Total Payroll Increases	\$1,091,100

Staff is requesting the following staff allocations:

Field Operations Supervisor

The Authority assumed the operations of the Johnson Canyon Landfill (JCLF) in 2014 and Jolon Road Transfer Station (JRTS) in 2016. The South County operations initially had nine (9) employees at the JCLF and four (4) at JRTS. An increase in customer trips, the need for additional operators due to tonnage increase of 60,000 tons since assuming JCLF and the mandates associated with SB1383 have grown the staffing levels at both these facilities from a combined thirteen (13) to twenty-four (24). The Field Operations Supervisor is also tasked with handling customer issues, meeting with regulators, completing employee reviews, incident reports, regulatory reporting, while supervising the day-to-day operations and any issues that may come up.

The addition of a Field Operations Supervisor will allow the Authority to have a dedicated supervisor to oversee the Johnson Canyon Landfill. This will allow us to better spread the workloads of our two existing Field Operations Supervisor who currently oversees forty-one (41) employees between them, along with three (3) closed landfills, one active landfill, and the Salinas Area MRC and HHW.

Human Resources Technician

The increased staff has also increased the number of transactions that are handled by our Human Resources Supervisor. A Human Resources Technician to assist with recruitments, payroll reporting, benefit administration, and other day to day HR transactions will give the HR Supervisor more bandwidth to better assist with higher level HR issues such as disciplinary actions and conflict resolutions.

Facility/Equipment Insurance (\$101,000)

While it is too early to accurately predict, current trends show that insurance premiums are expected to increase ten to fifteen percent depending on coverage. An additional \$101,000 is being budgeted to ensure adequate funding.

Equipment Maintenance (\$99,500)

Staff is budgeting an additional \$99,500 to ensure that the Authority's fleet is properly maintained.

Fees/Set Asides based on Tonnage (\$64,400)

A few of our line items are dependent on actual tonnage; Johnson Canyon Closure, Johnson Canyon Post-Closure, and Johnson Canyon New Cell Construction CIP set-asides. As well as Johnson Canyon CalRecycle Fees. With the tonnage estimate increased by 7,500 tons, the budget for these tonnage-based line items has increased by **\$64,400**.

Fuel (\$60,000)

An additional \$60,000 is being requested for fuel.

Organics Processing (\$54,600)

Expected increases from our vendor for processing 47,500 tons of organics are expected to cost the Authority an additional \$54,600.

CIP/Post-Closure Budget

The Authority tries to fund known capital from operations on a save-as-you-go basis. For some projects, this requires allocating funds to CIPs over several years. All CIP budgets are increasing by 3% to account for continued increases in the costs of capital. The year-over-year changes are shown in summary on the table below.

	FY 2024-25 Approved CIP Allocation	FY 2025-26 Proposed CIP Allocation	Change
<i>Equipment Replacement</i>	1,185,000	1,222,000	37,000
<i>Post Closure Maintenance (3 sites)</i>	1,104,000	1,139,000	35,000
<i>JC Landfill Improvements</i>	438,000	453,000	15,000
<i>Roadway Maintenance/Improvements</i>	103,000	106,000	3,000
<i>JR Transfer Station Improvements</i>	26,000	27,000	1,000
<i>Diversion Programs</i>	26,000	27,000	1,000
<i>Total CIP Allocation</i>	2,882,000	2,974,000	92,000
<i>Estimated New Cell Set Aside @\$5.00/ton (Included in Operating Budget)</i>	1,087,500	1,125,000	37,500
<i>Total CIP/Set Asides</i>	3,969,500	4,099,000	129,500

BACKGROUND

The budget process begins in January with a budget direction presentation. The feedback provided by the Board is incorporated into the Preliminary Budget presented in February, with a rate hearing and final budget being presented in March for final adoption. This allows franchise waste haulers to begin their scheduled rate setting process in April.

ATTACHMENT(S)

1. FY 2025-26 Two-Year Budget Comparison
2. Power Point Presentation

Salinas Valley Solid Waste Authority
Two-Year Budget Comparison
FY 2025-26

	FY 2024-25 Budget	FY 2025-26 Proposed Budget	% Change
<u>Revenues</u>			
Tipping Fees - Solid Waste	14,083,100	15,075,000	7.0%
Tipping Fees - Diverted Materials	3,393,800	3,577,500	5.4%
AB939 Service Fee	5,008,400	5,220,200	4.2%
Charges for Services	2,762,000	2,787,000	0.9%
Sales of Materials	140,000	175,000	25.0%
Gas Royalties	320,000	340,000	6.3%
Investment Earnings	1,000,000	800,000	-20.0%
Total Revenues	<u>26,707,300</u>	<u>27,974,700</u>	4.7%
<u>Operating Expenditures</u>			
1110 - Executive Administration	572,800	600,800	4.9%
1120 - Administrative Support	521,200	551,000	5.7%
1130 - Human Resources Administration	304,200	467,600	53.7%
1140 - Clerk of the Board	219,900	254,000	15.5%
1200 - Finance Administration	986,600	1,037,200	5.1%
1300 - Operations Administration	784,400	883,200	12.6%
2100 - Resource Recovery	1,443,100	1,545,800	7.1%
2150 - Marketing	100,600	100,600	0.0%
2200 - Public Education	247,400	247,400	0.0%
2300 - Household Hazardous Waste	1,172,700	1,188,700	1.4%
2400 - C & D Diversion	371,400	381,100	2.6%
2500 - Organics Diversion	2,310,800	2,380,400	3.0%
2600 - Diversion Services	40,000	40,000	0.0%
3600 - JR Transfer Station	925,400	1,052,300	13.7%
3630 - JR Recycling Operations	261,500	253,000	-3.3%
3820 - ML Transportation Operations	1,872,900	2,082,100	11.2%
3830 - ML Recycling Operations	648,500	696,600	7.4%
4500 - JC Landfill Operations	4,557,300	5,023,000	10.2%
4530 - JC Recycling Operations	597,800	632,300	5.8%
5500 - Johnson Canyon ECS	649,700	665,200	2.4%
5700 - Sun Street ECS	238,300	250,400	5.1%
6100 - Debt Service - Interest	381,600	341,000	-10.6%
6200 - Debt Service - Principal	2,730,000	2,770,000	1.5%
6605 - Closure/Post Closure Set-Aside	389,400	416,300	6.9%
6606 - Cell Construction Set-Aside	1,087,500	1,125,000	3.4%
Grand Total	<u>23,415,000</u>	<u>24,985,000</u>	6.7%
Revenues Over/(Under) Expenses	3,292,300	2,989,700	-9.2%
Use of One Time Surplus	65,000	-	-100.0%
Less Post Closure Allocation	(1,104,000)	(1,139,000)	3.2%
Less CIP/Repayments Budget Allocation	(1,778,000)	(1,835,000)	3.2%
Balance Used for Reserves	<u>475,300</u>	<u>15,700</u>	-96.7%



FY 2025-26 Request for Budget Direction

January 8, 2025

1

Budget Assumptions

- Status Quo
 - No Changes in Operations

2

Budget Summary

	2024-25	2025-26 Proposed	Increase/ (Decrease)
<u>Budgeted Revenue</u>			
Operating Revenues	26,707,300	27,974,700	1,267,400
Use of One Time Surplus	65,000	0	(65,000)
Total Budgeted Revenue	<u>26,772,300</u>	<u>27,977,800</u>	<u>1,202,400</u>
<u>Budgeted Expenditures</u>			
Operating Expenditures	19,215,900	20,749,000	1,533,100
Estimated Set Aside (New Cell)	1,087,500	1,125,000	37,500
Debt Service	3,111,600	3,111,000	(600)
CIP/Repayment Allocation	1,778,000	1,835,000	57,000
Post Closure	<u>1,104,000</u>	<u>1,139,000</u>	<u>35,000</u>
Total Budgeted Expenditures	<u>26,297,000</u>	<u>27,959,000</u>	<u>1,662,000</u>
Balance Used for Reserves	<u>475,300</u>	<u>15,700</u>	<u>(459,600)</u>

3

Payroll Increases

COLA (2.7%)	212,600
Medical Premiums	162,600
Merit Increases	152,100
Worker's Comp Premiums	107,700
Other Payroll Adjustments	98,000
Payroll / Benefit Increases	<u>733,000</u>
Field Operations Supervisor	211,900
Human Resources Technician	<u>146,200</u>
Total Payroll Increases	<u>1,091,100</u>

4

Staffing Allocation Changes

Field Operations Supervisor	+1
<ul style="list-style-type: none"> • Fully Loaded Cost \$211,900 • Assist with Supervision of South County Operations 	
Human Resources Technician	+1
<ul style="list-style-type: none"> • Fully Loaded Cost \$146,200 • To assist with HR related transactions 	

5

FY 2025-26 Projected Total Budget Increase

Payroll Increases (Net)	1,091,100
Facility/Equipment Insurance	101,000
Equipment Maintenance	99,500
Fees/Set Asides based on Tonnage	64,400
Fuel	60,000
Organics Processing	54,600
All Other Increases / (Decreases)	99,400
Total Operating Budget Increase	1,570,000

6

CIP/Post Closure Budget

	FY 2024-25 Approved Budget	FY 2025-26 Proposed Budget	Change
Equipment Purchase/Replacement	1,185,000	1,222,000	37,000
Post-Closure	1,104,000	1,139,000	35,000
JC Landfill	438,000	453,000	15,000
Roadway Improvements	103,000	106,000	3,000
Transfer Station Improvements	26,000	27,000	1,000
Diversion Programs	26,000	27,000	1,000
Total CIP Allocation	<u>2,882,000</u>	<u>2,974,000</u>	92,000
New Cell Construction	<u>1,087,500</u>	<u>1,125,000</u>	37,500
Total CIP/Set Asides	<u>3,969,500</u>	<u>4,099,000</u>	<u>129,500</u>

7

Debt Service Schedule

	Fiscal Year	Principal Payment	Interest Payment	Total Payment
1	2022-23	2,700,000	415,297	3,115,297
2	2023-24	2,700,000	413,116	3,113,116
3	2024-25	2,730,000	381,569	3,111,569
4	2025-26	2,770,000	340,937	3,110,937
5	2026-27	2,820,000	293,020	3,113,020
6	2027-28	2,870,000	238,656	3,108,656
7	2028-29	2,935,000	177,880	3,112,880
8	2029-30	3,000,000	111,057	3,111,057
9	2030-31	<u>3,070,000</u>	<u>38,083</u>	<u>3,108,083</u>
		<u>25,595,000</u>	<u>2,409,614</u>	<u>28,004,614</u>

Final Debt Service Payment Scheduled for August 1, 2030

8

Rate Adjustments

	2024-25 Rate	Increase Amount	Proposed 2025-26 Rate
Solid Waste	64.75	2.25	67.00
Organics Program	58.25	3.00	61.25
Transportation Surcharge	19.75	1.25	21.00
AB939	5,008,400	211,800	5,220,200

2024-25 Local Landfill Solid Waste Rates

San Benito County	64.00
ReGen (MRWMD)	77.00
Santa Cruz County	97.50

9

Projected Revenue Changes

Solid Waste Rate Increase	522,000
Solid Waste Tonnage Increase	485,600
AB939 Rate Increase	211,800
Organics Rate Increase	143,000
Other Revenue Adjustments	-95,000
Increased Revenue	1,267,400

10

Customer Rate Impact

Hauler	Service Level	Current	2025-26 Increase	% of Total Bill
Republic - Salinas	32 gal	34.87	.35	1.0%
Tri Cities	48 gal	36.12	.47	1.3%
WM- County	35 gal			
WM- King City	35 gal	44.07	.58	1.3%
Republic - Salinas	1 cy	383.36	1.40	0.4%
Tri Cities	1 cy	214.59	2.02	0.9%
WM- County	1 cy			
WM- King City	1 cy	185.20	2.43	1.3%
Republic - Salinas	3 cy	544.20	4.20	0.8%
Tri Cities	3 cy	503.15	6.05	1.2%
WM- County	3 cy			
WM- King City	3 cy	418.82	5.50	1.3%

11

Member Agency Organics Procurement

- SB 1383 Organics Procurement Requirement
- Each Agency must procure 100% of their organic products requirement in 2025
- Currently procurement costs are grant funded but that \$ expires in 2025
- Funding options
 - SWSWA surcharge on collection service bills to fund procurement on behalf of Member Agencies
 - Direct budgeting from Member Agency General Funds or other sources

12



Report to the Executive Committee

Date: January 8, 2025
From: Monica Zuñiga, Human Resources Supervisor
Title: 2024 Employee Survey Results

ITEM NO. 8
<hr/> N/A <hr/> Finance and Administration Manager/Controller-Treasurer
<hr/> N/A <hr/> General Manager/CAO
<hr/> N/A <hr/> Authority General Counsel

**THE ATTACHED PRESENTATION WILL BE
GIVEN AT THE MEETING**

Attachment

1. Power Point Presentation



2024 Employee Survey

By: Monica Zuniga
Human Resources Supervisor

Published 1/2/2025

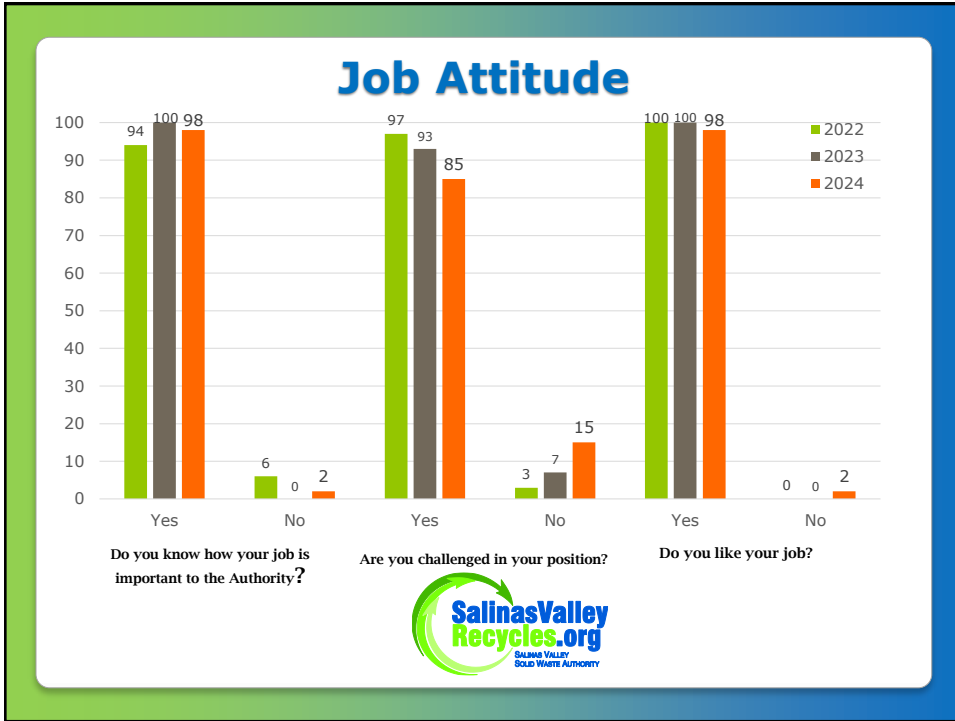
1

Goal of Survey

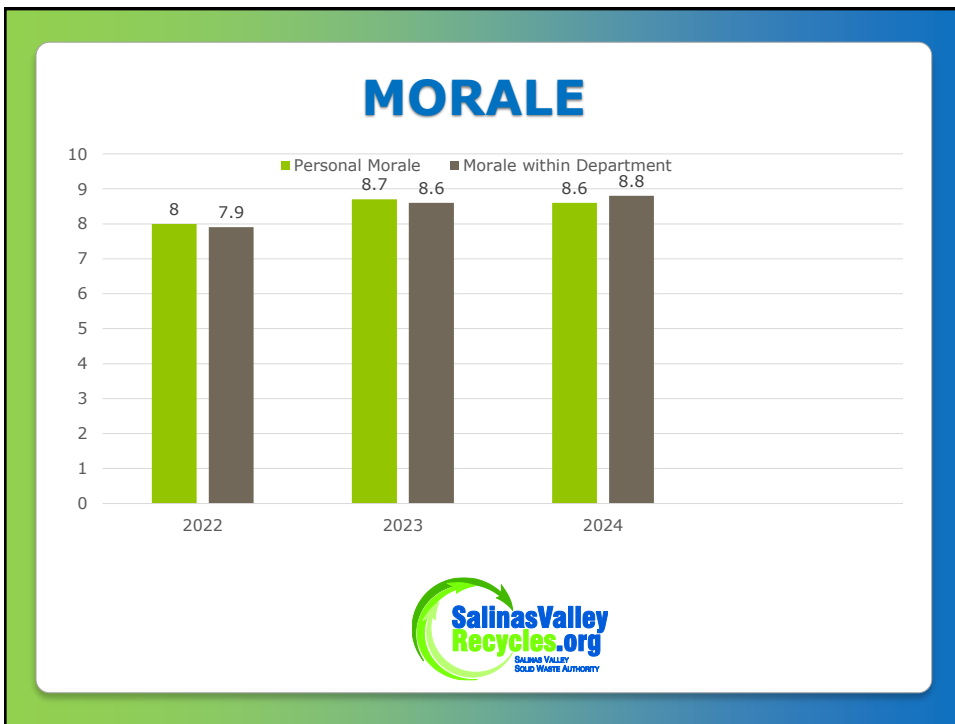
- Employee Satisfaction
- Gather feedback on
 - Work Environment
 - Leadership
 - Benefits
- Identify areas for improvement



2

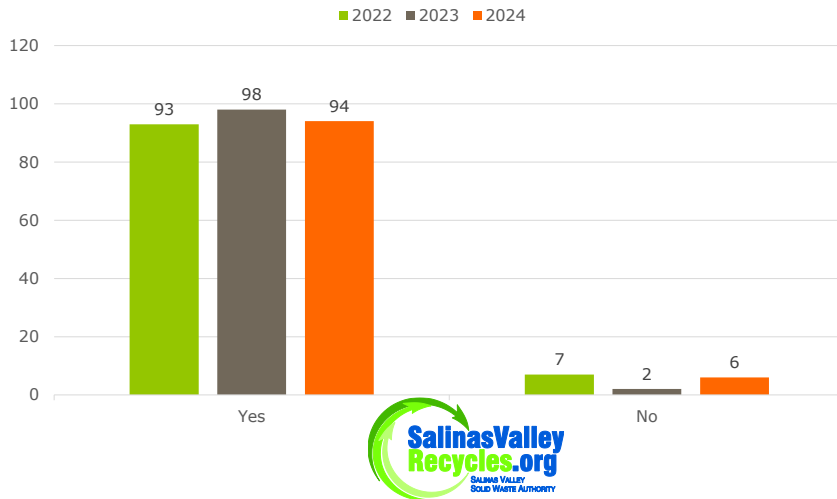


3



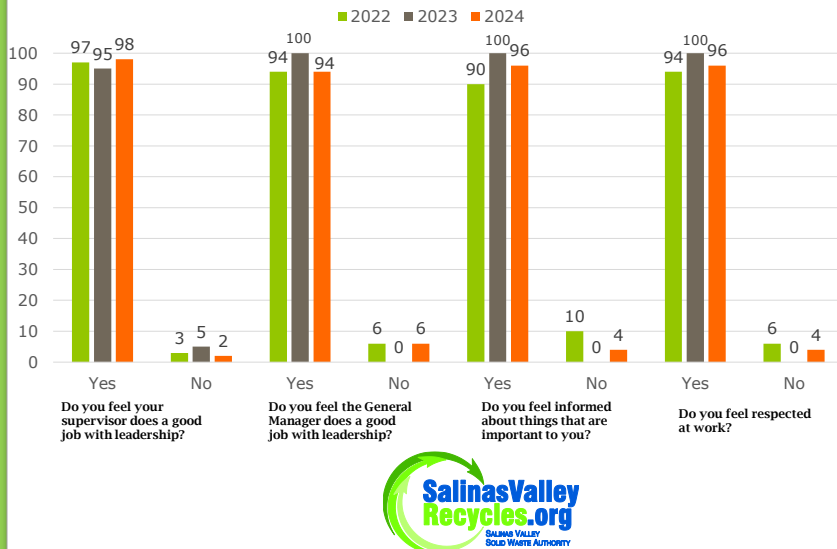
4

DO YOU KNOW THE MISSION, VISION & GOALS OF AUTHORITY



5

GENERAL ATTITUDE



6

Next Steps



Each manager will meet with their respective department to gather initiatives for improvement



The recommended improvements will be further explored



Use the survey as benchmark for improving next years responses

9

Thank you!

Questions?



10

SVR Agenda Item - View Ahead 2025

	Jan	Feb	Mar	Apr	May	Jun
A	Election of Officers					
1	Minutes	Minutes	Minutes	Minutes	Minutes	Minutes
2	Oct. Claims/Financials (EC)	Claims/Financials (EC)	Claims/Financials (EC)	Claims/Financials (EC)	Claims/Financials (EC)	Claims/Financials (EC)
3	Nov. Claims/Financials (EC)	4th Qtr. Tonnage & Diversion Report	Member Agencies Activities Report	March 31 Cash & Investments Report	1st Qtr. Tonnage & Diversion Report	Member Agencies Activities Report
4	December 31 Cash & Investments Report	Member Agencies Activities Report	Supplemental Appropriation for Charging Station Grant and Award Contract (EC)	Member Agencies Activities Report	Member Agencies Activities Report	Vendors Exceeding \$50K FY 2025-26
5	Member Agencies Activities Report	Surplus Equipment	Public Hearing: Rate & Fee Sched (EC)	Mid-Year Budget Adjustment (EC)	FY Investment Policy (EC)	
6	Contract w/McGilloway, Ray, Brown & Kaufman	Recycling Recognitions	FY 25-26 Proposed Budget (EC)	Earth day/Recycling Recognition	Financial Policy (EC)	
7	Supplemental Appropriation EV Vehicle Grant (EC)	FY 25-26 Preliminary Budget (EC)	Update from County Public Works on the roadside litter cleanups.			
8	Purchase of 2024 Ford-150 Lightning Electric Truck	5 & 10 Year Look Ahead (EC)	2024 Franchise Hauler Performance Report			
9	GM/CAO Contract Amendment					
10	Purchase of 2025 Western Trailer Walking Floor					
11	San Benito Supply Vendor					
12	Surplus Property					
13	Purchase of GPS Sytem					
14	Annual Employee Survey Results (EC)					
15	Edible Food Recovery Grant awards					
16	Landfill Gas Project					
17	FY 25-26 Budget Direction (EC)					

Consent
Presentation
Consideration
<i>Closed Session</i>
[Other] (Public Hearing, Recognition, Informational, etc.)
(EC) Executive Committee
(sp) Strategic Plan Item