



AGENDA Regular Meeting

BOARD OF DIRECTORS

August 15, 2024 | 6:00 p.m.

Gonzales City Council Chambers
117 Fourth Street, Gonzales, California

This meeting will be held in-person.
Public participation remains available virtually via Zoom.
Meeting ID No. 871 3402 4302 | Passcode: 187834

Board Norms

- ✓ Avoid assuming intent or motives.
- ✓ Commit to the shared success of the Authority.
- ✓ Govern as a body.
- ✓ Maintain an Authority perspective and balance it with individual city/county interests.
- ✓ Recognize success.
- ✓ Hold regular meetings between the General Manager and one-on-ones with Board members.
- ✓ Communicate effectively with the public.
- ✓ Respect the form of government.
- ✓ Avoid criticizing staff or each other in public; coach privately.
- ✓ Remain engaged and focused on the agenda and meeting.
- ✓ Approach the business of government in a professional manner.

CALL TO ORDER

PLEDGE OF ALLEGIANCE

ROLL CALL

Board Directors

County: Chris Lopez
 County: Glenn Church, *Alt. Vice President*
 Salinas: Anthony Rocha, *President*
 Salinas: Andrew Sandoval
 Salinas: Carla Viviana Gonzalez
 Gonzales: Elizabeth Silva, *Vice President*
 Soledad: Fernando Ansaldo-Sánchez
 Greenfield: Drew Tipton
 King City: Robert S. Cullen

Alternate Directors

County: Luis Alejo
 Salinas: Orlando Osornio
 Gonzales: Scott Funk
 Soledad: Maria Corralejo
 Greenfield: Rachel Ortiz
 King City: Oscar Avalos

TRANSLATION SERVICES AND OTHER MEETING ANNOUNCEMENTS

Translation Services in Spanish will be available in person and by logging in to Zoom.
Meeting ID: 871 3402 4302 | Passcode: 187834

APPROVAL OF AGENDA

GENERAL MANAGER/CAO COMMENTS

DEPARTMENT MANAGER COMMENTS

GENERAL LEGAL COUNCIL COMMENTS

BOARD DIRECTOR COMMENTS

PUBLIC COMMENT

Receive public comment from the audience on items which are not on the agenda. The public may comment on scheduled agenda items as the Board considers them. Speakers are limited to three minutes at the discretion of the Chair.

CONSENT AGENDA:

All matters listed under the Consent Agenda may be enacted by one motion unless a member of the Board, a citizen, or a staff member requests discussion or a separate vote.

1. [Minutes of the June 20, 2024 Meeting.](#)
2. [May 2024 Claims and Financial Report.](#)
3. [June 2024 Claims and Financial Report.](#)
4. [June 2024 Quarterly Investments Report](#)
5. [Member and Interagency Activities Report for June and July 2024.](#)

6. [Tonnage and Diversion Report for the Quarter Ended June 30, 2024.](#)
7. [A Resolution Authorizing the Purchase of One \(1\) New 2025 589 Peterbilt Truck from Coast Counties Peterbilt of Salinas for the Transport Operations for an Amount of \\$243,999.59.](#)

PRESENTATION

8. [LEGISLATIVE UPDATES](#)
 - A. Receive Report from Patrick Mathews, General Manager/CAO and Mandy Brooks, Resource Recovery Manager
 - B. Board Questions
 - C. Public Comment
 - D. Board Discussion and Action | *Recommended Action – None; Informational Only*
9. [ANNUAL TONNAGE AND OPERATIONS REPORT FOR FISCAL YEAR 2023-24](#)
 - A. Receive Report from Cesar Zuñiga, Assistant General Manager / Operations Manager
 - B. Board Questions
 - C. Public Comment
 - D. Board Discussion and Action | *Recommended Action – None; Informational Only*

FUTURE AGENDA ITEMS

10. [AGENDA ITEMS – VIEW AHEAD SCHEDULE](#)

ADJOURNMENT

Meeting Information

To observe the meeting, go to our YouTube channel at <https://www.youtube.com/user/svswa831>.

To participate virtually during the meeting and make a general comment or comments on a specific agenda item as an item is being heard, join the meeting through Zoom using the link below. Join with computer audio at:

<https://us02web.zoom.us/j/87134024302?pwd=XvGRBQKC5uC1aps7gGyPSPurVKTbl.1>.

When ready to make a public comment, click the Raise Hand icon.

To participate by telephone dial any of the numbers listed below and enter the meeting ID number and passcode:

+1 669 900 9128	+1 253 215 8782	+1 346 248 7799
+1 301 715 8592	+ 1 312 626 6799	+ 1 646 558 8656
Enter Meeting ID: 871 3402 4302#		Passcode: 187834
To Raise your Hand press *9		To Mute and Unmute yourself press *6

Public comments may also be submitted via e-mail to the Clerk of the Board at comment@svswa.org. Comments must be received by 3 p.m. on Thursday, August 15, 2024 and should be limited to 250 words or less. Every effort will be made to read your comment into the record, but some comments may not be read due to time limitations. Comments received via e-mail after 4 p.m. will be made part of the record if received prior to the end of the meeting. To assist the Clerk in identifying the agenda item relating to your public comment please indicate in the Subject Line, the item number (i.e., Item No. 10).

This agenda was posted at the Administration Office of the Salinas Valley Solid Waste Authority, 126 Sun St., Salinas, on the Gonzales Council Chambers Bulletin Board, 117 Fourth Street, Gonzales, and the Authority’s Website on **Thursday, August 8, 2024**. The Salinas Valley Solid Waste Authority Board will next meet in regular session on **Thursday, September 19, 2024**. Staff reports for the Authority Board meetings are available for review at: ▶ Salinas Valley Solid Waste Authority: 126 Sun Street, Salinas, CA 93901, Phone 831-775-3000 ▶ Web Site: www.salinavalleyrecycles.org. In compliance with the Americans with Disabilities Act, if you need special assistance to participate in the meeting, please contact Erika J. Trujillo, Clerk of the Board at 831-775-3000. Notification 48 hours prior to the meeting will enable the Authority to make reasonable arrangements to ensure accessibility to this meeting (28 CFR 35.102-35.104 ADA Title II). Spanish interpretation will be provided at the meeting. *Se proporcionará interpretación a español.*

**MINUTES OF
THE SALINAS VALLEY SOLID WASTE AUTHORITY
BOARD MEETING
JUNE 20, 2024**

117 Fourth Street, Gonzales, Ca 93926

CALL TO ORDER

President Rocha called the meeting to order at 6:01 p.m.

ROLL CALL

Board Directors

County of Monterey	Glenn Church, <i>Alternate Vice President</i>
County of Monterey	Chirstopher M. Lopez (<i>arrived at 6:05 p.m.</i>)
City of Salinas	Anthony Rocha, <i>President</i>
City of Gonzales	Liz Silva, <i>Vice President</i>
City of Soledad	Fernando Ansaldo-Sánchez
City of Greenfield	Drew Tipton
City of King	Robert Cullen

Absent

City of Salinas	Carla Viviana Gonzáles
City of Salinas	Andrew Sandoval

Staff Member Present

Patrick Mathews, General Manager/CAO
Cesar Zuñiga, Asst. GM/Operations Manager
Mandy Brooks, Resource Recovery Manager
Ray Hendricks, Finance and Administration Manager
Brian Kennedy, Engineering and Environmental Compliance Manager
Roy Santos, General Legal Counsel (<i>Virtual</i>)
Rosie Ramirez, Administrative Assistant
Erika J. Trujillo, Clerk of the Board

MEETING ANNOUNCEMENTS

(6:02) Clerk of the Board Trujillo announced in Spanish the availability of translation services via Zoom and in person. No members from the public required the service.

APPROVAL OF AGENDA (6:03)

Staff Comments: None

Board Discussion: None

Public Comment: None

Motion: Director Ansaldo-Sánchez made a motion to approve the agenda as presented. Vice President Silva seconded the motion.

Votes: Motion carried 5,0

Ayes: Ansaldo-Sánchez, Church, Cullen, Rocha, Silva, Tipton


Noes: None

Abstain: None

Absent: Gonzalez, Lopez, Sandoval

ITEM NO. 1

Agenda Item



General Manager/CAO

R. Santos by E.T.

Authority General Counsel
Approval

GENERAL MANAGER/CAO COMMENTS

(6:03) General Manager/CAO Mathews commented on the meeting held with the realtors to move forward with the sale of the old Sun Street Transfer Station property and the rental of 128 Sun St., Suite 101. He reminded the Board of the meetings recess for the month of July.

GENERAL LEGAL COUNCIL COMMENTS

(6:04) None

DEPARTMENT MANAGER COMMENTS

(6:04) Resource Recovery Manager Brooks reminded the Board of the following events.

- The King City Clean Event at the Fairgrounds on Saturday, June 22, 202.
- The Compost Event at the King City Fairground on Saturday, June 29, 2024.
- The City of Gonzales Clean up event on Saturday, June 29, 2024.

BOARD DIRECTOR COMMENTS

(6:05) None

PUBLIC COMMENT

(6:05) None

CONSENT AGENDA (6:06)

1. Minutes of the May 16, 2024 Meeting.
2. April 2024 Claims and Financial Report.
3. Member and Interagency Activities Report for May 2024.
4. Resolution No. 2024-43 Approving Supplemental Appropriation of \$22,262 for CalRecycle's Beverage Container Recycling City/County Payment Program 2023-24.
5. Resolution No. 2024-44 Approving a Three-Year Professional Services Agreement with Geo-Logic Associates to Provide Groundwater monitoring Services and Other Routine and Non-Routine Landfill Engineering Services in the Amount of \$1,084,001.
6. Resolution No. 2024-45 the Regular Board of Directors and Executive Committee Meetings Calendar for 2024, Changing the Executive Committee Meetings to 2:30 P.M. Wednesday, Two Weeks Before Each Regular Board Meeting.
7. Resolution No. 2024-46 Approving a Professional Service Agreement with Blue Strike Environmental for Project Management Services for the Regional SB 1383 Grant Programs for FY 23-24, FY 24-25, and FY 25-26 and Annual Expenditures in an Amount of \$250,000.
8. Resolution No. 2024-47 Declaring Surplus Property and Authorizing the General Manager /CAO to Dispose of Property.
- 9A. Resolution No. 2024-48 Approving Annual Expenditure in the Amount of \$56,000 with Emaculant Cleaning Services for Janitorial Services for Fiscal Year 2023-24.
- 9B. Resolution No. 2024-49 Approving Annual Expenditure in the Amount of \$70,000 with Manuel Perea Trucking for Equipment Maintenance & Transport Services for Fiscal Year 2023-24.
10. Resolution No. 2024-50 Approving Amendment No. 1 to the Professional Services Agreement with Atlas Organics, a Generate Upcycle Company, for Organics Processing, Composting, and Product Marketing Services at the Johnson Canyon Landfill.

Public Comment: None

Board Discussion: None

Motion: Director Church made a motion to approve the consent agenda as presented. Director Silva seconded the motion.

Votes: Motion carried 6,0

Ayes: Ansaldo-Sánchez, Church, Cullen, Lopez, Rocha, Silva, Tipton

Noes: None

Abstain: None

Absent: Gonzalez, Sandoval

CONSIDERATION

11. NORTH COUNTY PUBLIC TRANSFER STATION DRAFT DRAWINGS

(6:06) Asst. General Manger Zuñiga and Engineering and Compliance Manager Kennedy presented the two conceptual designs for a transfer station at the closed Crazy Horse Landfill. Option one is for a smaller, public only transfer station. The second option is larger and can accommodate public, commercial, and franchise haulers. The estimated cost of the operations for each of the options was explained.

Public Comment: None

Board Discussion: The Board discussed the presentation commenting on the entrance design.

Motion: Director Church made a motion to begin the California Environmental Quality Act (CEQA) process and include the suggested entrance design changes. Director Silva seconded the motion.

Votes: Motion carried 6,0

Ayes: Ansaldo-Sánchez, Church, Cullen, Lopez, Rocha, Silva, Tipton

Noes: None

Abstain: None

Absent: Gonzalez, Sandoval

PRESENTATION

12. 2024 LANDFILL OPERATIONS OVERVIEW

(6:24) Assistant General Manager/Operations Manager Zuñiga provided a brief history of the relocation of the landfill and the formation of the Salinas Valley Solid Waste Authority. He explained the inherited facilities, violations of the state minimum standards for landfills, the closure of landfills and the change from contracted to Authority staff run operations throughout the years. Mr. Zuñiga explained in detail the original, and the refinancing of the bonds in 2022 that shortened the maturity of the bonds by one year, allowing for a savings. The history on the importation of waste, tipping fees, facility closures, and review of the budget presented when Authority staff took over the Johnson Canyon Landfill operations was detailed, as well as all the facility improvements, and newly established services to help meet newly established mandates.

Public: None

Board Discussion: The Board discussed the presentation.

Motion: None; Informational Only

13. 2024-25 STRATEGIC PLAN MID-YEAR UPDATE

(6:55) General Manager/CAO Mathews provided a six-month update on the progress of the established 2024 Authority Goals and Priorities that were created during the December 2023 Board of Directors Strategic Planning Session.

Public Comment: None

Board Discussion: The Board discussed the presentation.

Motion: None; Informational Only

FUTURE AGENDA ITEMS (7:18)

14. AGENDA ITEMS – VIEW AHEAD SCHEDULE

ADJOURNED

President Rocha adjourned the meeting at 7:26 p.m.

APPROVED: _____
Anthony Rocha, President

Attest: _____
Erika J. Trujillo, Clerk of the Board



Report to the Board of Directors

ITEM NO. 2

Finance and Administration
Manager/Controller/Treasurer

General Manager/CAO

N/A

General Legal Counsel

Date: August 15, 2024
From: C. Ray Hendricks, Finance and Administration Manager
Title: May 2024 Claims and Financial Reports

RECOMMENDATIONS

The Executive Committee recommends acceptance of the May 2024 Claims and Financial Reports.

DISCUSSION & ANALYSIS

Please refer to the attached financial reports and checks issued report for the month of May for a summary of the Authority's financial position as of May 31, 2024. The following are highlights of the Authority's financial activity for the month of May.

Results of Operations (Consolidated Statement of Revenues and Expenditures)

For the month of May 2024, operating revenues exceeded expenditures by \$685,270.

Revenues (Consolidated Statement of Revenues and Expenditures)

	May Budget	May Actual	Over/(Under)	
Tipping Fees - Solid Waste	1,235,282	1,356,731	121,449	9.8%
Tipping Fees - Diverted Materials	310,399	345,783	35,384	11.4%
Other Revenues	598,491	595,678	(2,813)	-0.5%
Total Revenue	2,144,172	2,298,192	154,020	7.2%

Solid Waste revenues for May were \$121,449 or 9.8% over budgeted amounts. Diverted Material revenues for May were \$35,384 or 11.4% over budgeted amounts. May total revenue was \$154,020 or 7.2% over budgeted amounts.

	Y-T-D Budget	Y-T-D Actual	Over/(Under)	
Tipping Fees - Solid Waste	12,308,535	13,782,021	1,473,486	12.0%
Tipping Fees - Diverted Materials	2,936,892	3,450,026	513,134	17.5%
Other Revenues	7,370,842	7,834,571	463,729	6.3%
Total Revenue	<u>22,616,269</u>	<u>25,066,618</u>	<u>2,450,349</u>	10.8%

Solid Waste revenues year to date as of May were \$1,473,486 or 12.0% over budgeted amounts. Diverted Material revenues year to date as of May were \$513,134 or 17.5% over budgeted amounts. Year to date total revenue as of May was \$2,450,349 or 10.8% over budgeted amounts.

Operating Expenditures (Consolidated Statement of Revenues and Expenditures)

As of May 31, 2024 (91.7% of the fiscal year), year-to-date operating expenditures totaled \$20,325,753. This is 87.6% of the operating budget of \$23,200,000.

Capital Project Expenditures (Consolidated Grant and CIP Expenditures Report)

For the month of May 2024, capital project expenditures totaled \$105,310. \$24,465 was for the CH Postclosure Maintenance. \$20,302 was for the LR Postclosure Maintenance. \$17,005 was for Tire Amnesty 2023-24. \$16,621 was for the JC Module Engineering and Construction. \$12,188 was for the JR Postclosure Maintenance.

Claims Checks Issued Report

The Authority's Checks Issued Report for the month of May 2024 is attached for review and acceptance. May disbursements totaled \$1,586,947.24 of which \$882,711.70 was paid from the payroll checking account for payroll and payroll related benefits.

The following is a list of vendors paid more than \$50,000 during the month of May 2024.

Vendor	Services	Amount
Atlas Organics CU11, LLC.	Monthly Organics Processing	\$189,398.70
Southern Counties Lubricants, LLC.	Monthly Equipment & Vehicle Fuel	\$62,644.92

Cash Balances

The Authority's cash position increased by \$502,794.85 during May to \$36,598,060.89. Most of the cash balance is restricted, held in trust, committed, or assigned as shown below. Cash for Capital Improvements and post closure funded from operations is transferred at the beginning of the year. Additionally, cash for debt service principal payments is transferred in July. While these transfers and payments leave the balance available for operations with a negative balance, profitable operations should improve the balance to a positive amount by the end of the fiscal year.

Restricted by Legal Agreements:

Johnson Canyon Closure Fund	5,134,284.02
Restricted for Pension Liabilities (115 Trust)	-
State & Federal Grants	(44,881.69)
BNY - Bond 2022A Payment	-

Funds Held in Trust:

Central Coast Media Recycling Coalition	123,848.66
Employee Unreimbursed Medical Claims	5,153.81

Committed by Board Policy:

AB939 Services	(263,229.75)
Undesignated Fund Balance	-
Designated for Capital Projects Reserve	4,093,074.71
Designated for Environmental Impairment Reserve	2,678,486.88
Designated for Operating Reserve	3,264,000.00
Expansion Fund (South Valley Revenues)	5,006,755.36

Assigned for Post Closure and Capital Improvements

Crazy Horse Post Closure	662,079.67
Lewis Road Post Closure	198,166.07
Jolon Road Post Closure	98,362.72
Johnson Canyon Post Closure	2,735,632.94
Capital Improvement Projects	11,126,280.26

Available for Operations:

1,780,047.23

Total

36,598,060.89

ATTACHMENTS

1. May 2024 Consolidated Statement of Revenues and Expenditures
2. May 2024 Consolidated Grant and CIP Expenditures Report
3. May 2024 Checks Issued Report

Salinas Valley Solid Waste Authority
Consolidated Statement of Revenues and Expenditure
For Period Ending May 31, 2024

	CURRENT BUDGET	M-T-D REV/EXP	Y-T-D REV/EXP	% OF BUDGET	REMAINING BALANCE	Y-T-D ENCUMBRANCES	UNENCUMBERED BALANCE
<u>Revenue Summary</u>							
Tipping Fees - Solid Waste	13,532,700	1,356,731	13,782,021	101.8 %	(249,321)	0	(249,321)
Tipping Fees - Diverted Materials	3,232,600	345,783	3,450,026	106.7 %	(217,426)	0	(217,426)
AB939 Service Fee	4,103,000	341,918	3,761,098	91.7 %	341,902	0	341,902
Charges for Services	2,668,000	245,792	2,566,840	96.2 %	101,160	0	101,160
Sales of Materials	245,000	2,492	129,936	53.0 %	115,064	0	115,064
Gas Royalties	290,000	0	171,619	59.2 %	118,381	0	118,381
Investment Earnings	1,000,000	5,476	1,205,078	120.5 %	(205,078)	0	(205,078)
Total Revenue	25,071,300	2,298,192	25,066,618	100.0 %	4,682	0	4,682
<u>Expense Summary</u>							
Executive Administration	568,000	50,570	481,606	84.8 %	86,394	1,226	85,168
Administrative Support	584,300	38,663	456,098	78.1 %	128,202	77	128,125
Human Resources Administration	297,100	21,401	247,083	83.2 %	50,017	3,465	46,551
Clerk of the Board	252,000	17,923	209,720	83.2 %	42,280	8	42,272
Finance Administration	1,009,100	91,203	850,010	84.2 %	159,090	352	158,737
Operations Administration	767,000	59,791	690,178	90.0 %	76,822	2,394	74,428
Resource Recovery	1,548,550	120,643	1,296,440	83.7 %	252,110	1,660	250,450
Marketing	75,600	7,446	47,380	62.7 %	28,220	22,439	5,782
Public Education	225,750	16,360	198,636	88.0 %	27,114	15,154	11,961
Household Hazardous Waste	853,200	68,304	641,506	75.2 %	211,694	24,032	187,662
C & D Diversion	200,400	15,242	148,894	74.3 %	51,506	15,240	36,265
Organics Diversion	2,238,400	230,685	1,907,687	85.2 %	330,713	246,064	84,649
Diversion Services	40,000	0	28,303	70.8 %	11,697	0	11,697
JR Transfer Station	825,200	53,347	710,261	86.1 %	114,939	5,238	109,701
JR Recycling Operations	219,700	27,939	193,471	88.1 %	26,229	0	26,229
ML Transportation Operations	2,428,200	164,248	2,073,678	85.4 %	354,522	54,193	300,329

Salinas Valley Solid Waste Authority
Consolidated Statement of Revenues and Expenditure
For Period Ending May 31, 2024

	CURRENT BUDGET	M-T-D REV/EXP	Y-T-D REV/EXP	% OF BUDGET	REMAINING BALANCE	Y-T-D ENCUMBRANCES	UNENCUMBERED BALANCE
ML Recycling Operations	713,400	63,102	664,662	93.2 %	48,738	8	48,730
JC Landfill Operations	4,609,300	358,422	3,934,326	85.4 %	674,974	175,183	499,791
JC Recycling Operations	635,000	38,667	541,935	85.3 %	93,065	32,722	60,343
Johnson Canyon ECS	436,300	29,806	327,427	75.0 %	108,873	36,269	72,603
Sun Street ECS	180,900	2,038	174,837	96.6 %	6,063	0	6,063
Debt Service - Interest	413,200	0	413,116	100.0 %	84	0	84
Debt Service - Principal	2,700,000	0	2,700,000	100.0 %	0	0	0
Closure/Post Closure Set-Aside	334,400	33,241	336,605	100.7 %	(2,205)	0	(2,205)
Cell Construction Set-Aside	1,045,000	103,878	1,051,892	100.7 %	(6,892)	0	(6,892)
Total Expense	23,200,000	1,612,921	20,325,753	87.6 %	2,874,247	635,725	2,238,522
Revenue Over/(Under) Expenses	1,871,300	685,270	4,740,865	253.3 %	(2,869,565)	(635,725)	(2,233,840)

Salinas Valley Solid Waste Authority

Consolidated CIP Expenditure Report

For Period Ending May 31, 2024

	CURRENT BUDGET	M-T-D REV/EXP	Y-T-D REV/EXP	% OF BUDGET	REMAINING BALANCE	Y-T-D ENCUMBRANCES	UNENCUMBERED BALANCE
<u>Fund 131 - Crazy Horse Post-Closure Fund</u>							
131 9316 CH Corrective Action Program	253,000	0	83	0.0 %	252,917	0	252,917
131 9319 CH LFG System Improvements	146,500	0	0	0.0 %	146,500	0	146,500
131 9321 CH Postclosure Maintenance	1,002,074	24,465	739,412	73.8 %	262,663	48,996	213,667
Total Fund 131 - Crazy Horse Post-Closure F	1,401,574	24,465	739,495	52.8 %	662,080	48,996	613,084
<u>Fund 141 - Lewis Road Post-Closure Fund</u>							
141 9402 LR LFG Well Replacement	80,000	0	0	0.0 %	80,000	0	80,000
141 9403 LR Postclosure Maintenance	369,216	20,302	251,050	68.0 %	118,166	23,728	94,438
Total Fund 141 - Lewis Road Post-Closure F	449,216	20,302	251,050	55.9 %	198,166	23,728	174,438
<u>Fund 161 - Jolon Road Post-Closure Fund</u>							
161 9604 JR Postclosure Maintenance	377,758	12,188	279,396	74.0 %	98,363	11,743	86,619
Total Fund 161 - Jolon Road Post-Closure F	377,758	12,188	279,396	74.0 %	98,363	11,743	86,619
<u>Fund 211 - Grants</u>							
211 9217 Micro Grants for Mattress Collector	20,000	0	0	0.0 %	20,000	0	20,000
211 9228 Tire Amnesty 2021-22	1,551	0	1,551	100.0 %	0	0	0
211 9230 SB1383 Local Assistance Grant Prc	231,635	0	231,635	100.0 %	0	0	0
211 9231 Tire Amnesty 2023-24	83,995	17,005	17,005	20.2 %	66,990	0	66,990
211 9232 SB1383 Local Assistance Grant Prc	722,025	5,341	5,341	0.7 %	716,684	2,383	714,301
211 9261 Cal Recycle - 2021-22 CCPP	4,720	0	4,720	100.0 %	0	0	0
211 9262 CalRecycle - Household Hazardous	100,000	0	39,970	40.0 %	60,030	0	60,030
211 9263 Cal Recycle - 2022-23 CCPP	22,139	325	15,047	68.0 %	7,092	0	7,092
Total Fund 211 - Grants	1,186,065	22,672	315,270	26.6 %	870,795	2,383	868,413
<u>Fund 800 - Capital Improvement Projects Fu</u>							
800 9101 Equipment Replacement	3,040,685	0	1,840,600	60.5 %	1,200,085	385,713	814,372
800 9105 Concrete Grinding	54,614	0	0	0.0 %	54,614	0	54,614
800 9107 Scale House Software Upgrade	68,180	6,079	43,323	63.5 %	24,857	0	24,857

Salinas Valley Solid Waste Authority

Consolidated CIP Expenditure Report

For Period Ending May 31, 2024

	CURRENT BUDGET	M-T-D REV/EXP	Y-T-D REV/EXP	% OF BUDGET	REMAINING BALANCE	Y-T-D ENCUMBRANCES	UNENCUMBERED BALANCE
800 9109 Organics Infrastructure Upgrades	3,000,000	0	0	0.0 %	3,000,000	0	3,000,000
800 9110 Administration Office Improvements	120,000	0	120,000	100.0 %	0	0	0
800 9214 Organics Program 2016-17	715,898	0	0	0.0 %	715,898	0	715,898
800 9223 Outdoor Education Center	13,145	0	12,710	96.7 %	435	0	435
800 9322 North County Transfer Station	150,000	0	0	0.0 %	150,000	148,702	1,298
800 9501 JC LFG System Improvements	422,977	480	256,973	60.8 %	166,004	0	166,004
800 9505 JC Partial Closure	206,335	2,387	25,703	12.5 %	180,632	226	180,406
800 9506 JC Litter Control Barrier	104,625	0	0	0.0 %	104,625	0	104,625
800 9507 JC Corrective Action	250,070	0	2,078	0.8 %	247,992	0	247,992
800 9509 JC Groundwater Well	400,000	0	400,000	100.0 %	0	0	0
800 9521 JC Entrance Facility	200,000	0	0	0.0 %	200,000	0	200,000
800 9527 JC Module Engineering and Constr	3,130,188	16,621	84,359	2.7 %	3,045,829	0	3,045,829
800 9528 Roadway Improvements	500,049	0	0	0.0 %	500,049	74,960	425,089
800 9601 JR Transfer Station Improvements	782,611	116	555,741	71.0 %	226,869	0	226,869
800 9603 JR Well Replacement	250,000	0	0	0.0 %	250,000	116,251	133,749
Total Fund 800 - Capital Improvement Projec	13,409,376	25,683	3,341,487	24.9 %	10,067,888	725,852	9,342,037
Total CIP Expenditures	16,823,990	105,310	4,926,698	29.3 %	11,897,292	812,701	11,084,591

Salinas Valley Solid Waste Authority
Checks Issued Report for 5/1/2024 to 5/31/2024

Check #	Name	Check Date	Amount	Check Total
33531	ADMANOR, INC CCRMC Monthly Media & Marketing Service	5/2/2024	3,435.00	3,435.00
33532	Agile Occupational Medicine PC Medical DOT recertification	5/2/2024	130.00	130.00
33533	AGRI-FRAME, INC Adm Bldg. Improvements	5/2/2024	159.51	159.51
33534	ALESHIRE & WYNDER, LLP Monthly Legal Services	5/2/2024	9,079.14	9,079.14
33535	AMERICAN SUPPLY CO. HHW Supplies	5/2/2024	1,360.65	1,360.65
33536	ASSOCIATED HEATING AIR CONDITIONING & SHEETMETAL, INC Common Area Maintenance	5/2/2024	125.00	125.00
33537	BRIAN KENNEDY SOAR Conference Travel	5/2/2024	45.46	45.46
33538	CALIFORNIA WATER SERVICE All Sites Water	5/2/2024	601.03	601.03
33539	CARLON'S FIRE EXTINGUISHER SALES & SERVICE JC Safety Supplies	5/2/2024	146.42	146.42
33540	CESAR ZUÑIGA SOAR Conference Travel	5/2/2024	2,185.42	2,185.42
33541	CLARK PEST CONTROL, INC ML Exterminator Services	5/2/2024	123.00	123.00
33542	COAST COUNTIES TRUCK & EQUIPMENT CO. ML Vehicle Maintenance	5/2/2024	116.42	116.42
33543	COMCAST All Sites Internet Services	5/2/2024	625.86	625.86
33544	CUTTING EDGE SUPPLY JC Equipment Maintenance	5/2/2024	510.47	510.47
33545	DON CHAPIN INC Common Area Maintenance JC Org Facility Maintenance	5/2/2024	691.06 2,366.58	3,057.64
33546	EDUARDO ARROYO JC Org Facility Maintenance	5/2/2024	3,800.00	3,800.00
33547	ENRIQUE CARRILLO JR. All Sites Vehicle & Equipment Maintenance	5/2/2024	6,467.45	6,467.45

Salinas Valley Solid Waste Authority
Checks Issued Report for 5/1/2024 to 5/31/2024

Check #	Name	Check Date	Amount	Check Total
33548	ERIC GARCIA ML Vehicle Maintenance RR Vehicle Maintenance	5/2/2024	1,360.00 170.00	1,530.00
33549	ESTELA GUERRERO Natividad Creek Cleanup Event	5/2/2024	74.12	74.12
33550	GOLDEN STATE TRUCK & TRAILER REPAIR ML Vehicle Maintenance	5/2/2024	1,339.95	1,339.95
33551	GONZALES ACE HARDWARE JC Equipment Maintenance JC Facility Maintenance	5/2/2024	36.93 56.48	93.41
33552	GRANITE ROCK CO/PAVEX Adm Bldg. Improvements	5/2/2024	87.84	87.84
33553	GREEN RUBBER - KENNEDY AG, LP CH Facility Maintenance JC Safety Supplies	5/2/2024	435.11 92.74	527.85
33554	GUARDIAN SAFETY AND SUPPLY, LLC JC Safety Supplies	5/2/2024	120.93	120.93
33555	GUERITO JC Portable Toilet	5/2/2024	1,435.00	1,435.00
33556	HOPE SERVICES JC Litter Abatement	5/2/2024	10,011.65	10,011.65
33557	JT HOSE & FITTINGS JC Equipment Maintenance	5/2/2024	2,056.00	2,056.00
33558	Maestro Health FSA Administration Fee	5/2/2024	150.00	150.00
33559	MONTEREY COUNTY HEALTH DEPARTMENT Quarterly Regional Fee	5/2/2024	25,987.05	25,987.05
33560	PACE ANALYTICAL SERVICES, LLC JR Lab Analysis	5/2/2024	367.70	367.70
33561	PAPE MATERIAL HANDLING, INC JC Org Equipment Rental	5/2/2024	1,643.20	1,643.20
33562	PRECISION ALARMS & AUTOMATION SOLUTIONS, INC. HHW Bldg. Alarm Services	5/2/2024	60.00	60.00
33563	PROBUILD COMPANY LLC Common Area Maintenance Supplies	5/2/2024	240.10	240.10

Salinas Valley Solid Waste Authority
Checks Issued Report for 5/1/2024 to 5/31/2024

Check #	Name	Check Date	Amount	Check Total
33564	PURE WATER BOTTLING JC Water Service	5/2/2024	138.50	138.50
33565	QUINN COMPANY JC Equipment Maintenance	5/2/2024	15.74	15.74
33566	Relevant Industrial LLC CH Facility Maintenance Supplies	5/2/2024	2,601.48	2,601.48
33567	Revenue Now Inc. JC Equipment Maintenance	5/2/2024	161.40	161.40
33568	Ruth Maria Milla-Leon All Sites Maintenance Supplies	5/2/2024	567.55	567.55
33569	SAFETEQUIP JR Safety Supplies	5/2/2024	207.99	207.99
33570	SALINAS NATIONAL LITTLE LEAGUE Ops Adm Vehicle Maintenance	5/2/2024	700.00	700.00
33571	SCS ENGINEERS LMR and GHG Reporting	5/2/2024	8,500.00	8,500.00
33572	SOUTHERN COUNTIES LUBRICANTS LLC All Sites Biodiesel Fuel	5/2/2024	49,922.03	49,922.03
33573	STATE WATER RESOURCES CONTROL BOARD JC Annual Permit Fees	5/2/2024	22,226.00	22,226.00
33574	THE DON CHAPIN COMPANY, INC. ML Portable Toilet	5/2/2024	465.40	465.40
33575	VALERIO VARELA JR JC Equipment Maintenance Services ML Vehicle Maintenance Services	5/2/2024	1,500.00 735.00	2,235.00
33576	VALLEY FABRICATION, INC. JC Facility Maintenance	5/2/2024	791.52	791.52
33577	WASTEQUIP LLC JC Equipment Maintenance	5/2/2024	170.95	170.95
33578	HOME DEPOT All Sites Facility Supplies	5/2/2024	2,030.74	2,030.74
33579	**Void**	5/2/2024	-	-
33580	**Void**	5/2/2024	-	-

Salinas Valley Solid Waste Authority
Checks Issued Report for 5/1/2024 to 5/31/2024

Check #	Name	Check Date	Amount	Check Total
33581	A & G PUMPING, INC RR Improvements	5/9/2024	235.50	235.50
33582	AMERICAN SUPPLY CO. All Sites Janitorial Supplies	5/9/2024	993.14	993.14
33583	ARAM AND TAVIT KARABETYAN JC Facility Maintenance Supplies	5/9/2024	238.58	238.58
33584	ASBURY ENVIRONMENTAL SERVICES HHW Hauling & Disposal	5/9/2024	100.00	100.00
33585	ATLAS ORGANICS CU11, LLC Organics Processing	5/9/2024	189,398.70	189,398.70
33586	BRYAN EQUIPMENT JC Equipment Maintenance	5/9/2024	623.90	623.90
33587	COAST COUNTIES TRUCK & EQUIPMENT CO. ML Vehicle Maintenance Supplies	5/9/2024	459.51	459.51
33588	CUTTING EDGE SUPPLY JC Equipment Maintenance Supplies	5/9/2024	1,165.77	1,165.77
33589	EDGES ELECTRICAL GROUP, LLC JC Facility Maintenance Supplies	5/9/2024	58.06	58.06
33590	ERNEST BELL D. JR All Sites Janitorial Services	5/9/2024	5,769.00	5,769.00
33591	FIRST ALARM SS Alarm Services	5/9/2024	231.25	231.25
33592	FRESNO OXYGEN JC Equipment Maintenance	5/9/2024	4,505.98	4,505.98
33593	GOLDEN STATE TRUCK & TRAILER REPAIR All Sites Vehicle & Equipment Maintenance	5/9/2024	2,199.41	2,199.41
33594	GONZALES ACE HARDWARE All Sites Facility Supplies	5/9/2024	294.30	294.30
33595	GREEN RUBBER - KENNEDY AG, LP JC Facility Maintenance JC Maintenance Supplies	5/9/2024	495.78 266.48	762.26
33596	GREEN VALLEY INDUSTRIAL SUPPLY, INC JC Facility Maintenance	5/9/2024	198.62	198.62
33597	GUERITO JC Portable Toilet	5/9/2024	1,435.00	1,435.00

Salinas Valley Solid Waste Authority
Checks Issued Report for 5/1/2024 to 5/31/2024

Check #	Name	Check Date	Amount	Check Total
33598	HENLEY PACIFIC SF, LLC HHW Equipment Maintenance	5/9/2024	121.51	121.51
33599	ICONIX WATERWORK (US) INC. JC Maintenance Supplies	5/9/2024	10.12	10.12
33600	Jose Gil Hernandez Jr. JC & ML Vehicle Maintenance	5/9/2024	420.00	420.00
33601	JT HOSE & FITTINGS JC Equipment Maintenance	5/9/2024	684.24	684.24
33602	KING CITY HARDWARE INC. JR Vehicle Maintenance	5/9/2024	8.67	8.67
33603	MANUEL PEREA TRUCKING, INC. JR & JC Hauling Services	5/9/2024	2,080.00	2,080.00
33604	MB America, Inc. JC Equipment Maintenance	5/9/2024	2,126.52	2,126.52
33605	MISSION LINEN SUPPLY All Sites Uniform Services	5/9/2024	815.40	815.40
33606	MONTEREY AUTO SUPPLY INC JR Equipment Maintenance Supplies	5/9/2024	107.65	107.65
33607	MONTEREY REGIONAL WATER POLLUTION CONTROL AGENCY All Sites Sewer Service	5/9/2024	326.84	326.84
33608	NEU-SCAPES, INC. SS Garden Maintenance	5/9/2024	200.00	200.00
33609	ODP BUSINESS SOLUTIONS, LLC Adm Office Supplies	5/9/2024	955.09	955.09
33610	PACE ANALYTICAL SERVICES, LLC CH Lab Analysis	5/9/2024	3,887.30	3,887.30
33611	PENINSULA MESSENGER LLC All Sites Courier Services	5/9/2024	1,164.00	1,164.00
33612	QUINN COMPANY JC Equipment Maintenance	5/9/2024	2,239.94	2,239.94
33613	R. PATRICK MATHEWS Conference Travel	5/9/2024	141.00	141.00
33614	R.D. OFFUTT COMPANY JC Facility Maintenance	5/9/2024	39.17	39.17

Salinas Valley Solid Waste Authority
Checks Issued Report for 5/1/2024 to 5/31/2024

Check #	Name	Check Date	Amount	Check Total
33615	RAMON N VALLEJO Livescan Pre-employment	5/9/2024	114.00	114.00
33616	ROSSI BROS TIRE & AUTO SERVICE JC Equipment Maintenance Services	5/9/2024	380.45	380.45
33617	S. GRONER ASSOCIATES SGA Marketing Contract	5/9/2024	7,366.25	7,366.25
33618	SAUL CARDENAS-IBARRA RR Public Outreach	5/9/2024	945.00	945.00
33619	SOUTHERN COUNTIES LUBRICANTS LLC All Sites Biodiesel Fuel	5/9/2024	9,297.81	9,297.81
33620	STERICYCLE, INC Adm Shredding Services	5/9/2024	133.41	133.41
33621	SUBURBAN PROPANE LP LR Maintenance Supplies	5/9/2024	142.83	142.83
33622	TELCO BUSINESS SOLUTIONS Finance Network Support	5/9/2024	245.35	245.35
33623	The EcoHero Show LLC School Assembly Program	5/9/2024	2,100.00	2,100.00
33624	VALERIO VARELA JR JC Equipment Maintenance	5/9/2024	5,540.00	5,540.00
33625	VALLEY FABRICATION, INC. JC Equipment Maintenance	5/9/2024	390.94	390.94
33626	VERIZON CONNECT FLEET USA LLC ML Vehicle Maintenance	5/9/2024	367.95	367.95
33627	VOSTI'S INC All Sites Equipment Maintenance	5/9/2024	273.11	273.11
33628	WHITE CAP, LP JC Facility Maintenance	5/9/2024	182.10	182.10
33629	A & G PUMPING, INC JR & RR Portable Toilets	5/16/2024	426.50	426.50
33630	AGRI-FRAME, INC JC Facility Maintenance	5/16/2024	392.15	392.15
33631	AGUSTIN TINAJERO - ESPRIELLA Tree Trimming Services	5/16/2024	11,050.00	11,050.00

Salinas Valley Solid Waste Authority
Checks Issued Report for 5/1/2024 to 5/31/2024

Check #	Name	Check Date	Amount	Check Total
33632	ARAM AND TAVIT KARABETYAN JR Facility Maintenance	5/16/2024	925.64	925.64
33633	AT&T SERVICES INC Adm Telephone Service	5/16/2024	85.81	85.81
33634	BLUE STRIKE ENVIRONMENTAL INC RR Consulting Services	5/16/2024	1,470.00	1,470.00
33635	CITY OF GONZALES Monthly Hosting Fees - June	5/16/2024	20,833.33	20,833.33
33636	COAST COUNTIES TRUCK & EQUIPMENT CO. ML Vehicle Maintenance	5/16/2024	1,299.19	1,299.19
33637	DATAFLOW BUSINESS SYSTEMS INC. Printer Network Support	5/16/2024	11.18	11.18
33638	DOUGLAS NOLAN School Assembly Program	5/16/2024	3,250.00	3,250.00
33639	Elevator Service Co. of Central California Inc. Common Area Maintenance	5/16/2024	255.00	255.00
33640	ERIC GARCIA JR & ML Vehicle Maintenance	5/16/2024	1,360.00	1,360.00
33641	F.A.S.T. SERVICES Monthly Board Interpreting Services	5/16/2024	200.00	200.00
33642	FOSTER & FOSTER CONSULTING ACTUARIES, INC. June 30, 2023 OPEB Valuation	5/16/2024	15,000.00	15,000.00
33643	FRESNO OXYGEN JC Equipment Maintenance	5/16/2024	115.39	115.39
33644	GEOLOGIC ASSOCIATES, INC. JC Management Plan	5/16/2024	1,281.00	1,281.00
33645	GONZALES ACE HARDWARE ML Vehicle Maintenance	5/16/2024	24.76	24.76
33646	GONZALES TIRE & AUTO SUPPLY All Sites Vehicle & Equipment Maintenance	5/16/2024	982.03	982.03
33647	**Void**	5/16/2024	-	-
33648	**Void**	5/16/2024	-	-

Salinas Valley Solid Waste Authority
Checks Issued Report for 5/1/2024 to 5/31/2024

Check #	Name	Check Date	Amount	Check Total
33649	GRANITE CONSTRUCTION COMPANY JC Facility Maintenance Supplies	5/16/2024	418.27	418.27
33650	GREEN RUBBER - KENNEDY AG, LP JC Facility Maintenance Supplies	5/16/2024	669.44	669.44
33651	GUARDIAN SAFETY AND SUPPLY, LLC HHW Safety Supplies	5/16/2024	543.73	543.73
33652	HERC RENTALS INC. JC Equipment Rental	5/16/2024	710.71	710.71
33653	HYDROTURF, INC JR Maintenance Supplies	5/16/2024	1,351.07	1,351.07
33654	INFINITY STAFFING SERVICES, INC. JC Contract Labor	5/16/2024	1,061.10	1,061.10
33655	INTERNATIONAL INSTITUTE OF MUNICIPAL CLERKS IIMC Annual Membership	5/16/2024	250.00	250.00
33656	KING CITY HARDWARE INC. JR Facility Maintenance	5/16/2024	32.61	32.61
33657	Maestro Health FSA Administration Fee	5/16/2024	150.00	150.00
33658	MANUEL PEREA TRUCKING, INC. ML & JR Vehicle Maintenance	5/16/2024	10,567.18	10,567.18
33659	MISSION LINEN SUPPLY All Sites Uniform Services	5/16/2024	184.73	184.73
33660	ODP BUSINESS SOLUTIONS, LLC All Sites Office Supplies	5/16/2024	163.31	163.31
33661	O'REILLY AUTOMOTIVE STORES, INC. JC Vehicle Maintenance	5/16/2024	87.39	87.39
33662	PACE ANALYTICAL SERVICES, LLC All Sites Lab Services	5/16/2024	1,207.00	1,207.00
33663	PARMA - PUBLIC AGENCY RISK MANAGERS ASSOCIATION Public Entity Membership	5/16/2024	300.00	300.00
33664	PRICILLIA RODRIGUEZ JR Hauling Services	5/16/2024	1,364.25	1,364.25
33665	PURE WATER BOTTLING All Sites Water Service	5/16/2024	420.60	420.60

Salinas Valley Solid Waste Authority
Checks Issued Report for 5/1/2024 to 5/31/2024

Check #	Name	Check Date	Amount	Check Total
33666	QUINN COMPANY JC Equipment Maintenance	5/16/2024	25.38	25.38
33667	REPUBLIC SERVICES #471 Monthly Trash Service	5/16/2024	92.51	92.51
33668	SCS FIELD SERVICES All Sites Non-Routine Engineering Services All Sites Routine Engineering Services	5/16/2024	539.46 16,800.00	17,339.46
33669	SOCIAL VOCATIONAL SERVICES, INC. JC Litter Abatement	5/16/2024	7,505.76	7,505.76
33670	STEVEN M. POUDRIER JC Office Supplies	5/16/2024	228.88	228.88
33671	THE PAPE' GROUP INC. JC Equipment Maintenance	5/16/2024	2,620.55	2,620.55
33672	ULINE, INC. HHW Safety Supplies	5/16/2024	170.66	170.66
33673	WEST COAST RUBBER RECYCLING, INC All Sites Tire Amnesty	5/16/2024	14,960.00	14,960.00
33674	US BANK CORPORATE PAYMENT SYSTEM City of Salinas: False Alarm Program City of Salinas: Fire Permit Amazon: JC Safety Supplies Amazon: LR & JC ECS Supplies American Airlines: SWANA Conference Amazon: JC Vehicle Supplies Amazon: MLTS Vehicle Supplies Vista Print: Admin Office Supplies Open Water: RR Public Outreach Amazon: JC Facility Maintenance Amazon: RR Supplies Costco: JR Breakroom Supplies Experian: Credit Account Reports Ebay: JC Facility Maintenance Guardian Safety: JC Safety Supplies Arco: Ops Admin Fuel GFOA: Training Amazon: JC Equipment Maintenance Occupational Safety: Hazwaper Training Forestry Distribution: LR Maintenance Supplies Smart & Final: RR Supplies AT&T: Finance Internet Amazon: Admin Office Supplies Hyatt Regency: SWANA Conference Double Tree Hotel: SWANA MOLO Training Hyatt Regency: SOAR Conference American Airlines: SWANA Conference	5/23/2024	48.25 182.96 41.08 180.20 60.00 203.65 40.40 109.20 232.60 34.37 546.20 1,169.47 49.95 152.95 299.94 152.07 350.00 68.13 247.95 310.69 5.99 273.73 27.30 942.21 613.23 942.21 60.00	

Salinas Valley Solid Waste Authority
Checks Issued Report for 5/1/2024 to 5/31/2024

Check #	Name	Check Date	Amount	Check Total
	Microsoft: JC Software		249.99	
	Amazon: Admin Office Supplies		32.35	
	Amazon: Admin Office Supplies		15.06	
	Auto Villa: CH Maintenance Supplies		235.35	
	San Jose Airport: SWANA Conference		144.00	
	San Jose Airport: SWANA Conference		72.00	
	Amazon: JC Facility Supplies		151.86	
	Royal Oaks Market: LR Supplies		77.56	
	Ace Hardware: CH Maintenance Supplies		42.00	
	Amazon: JC Facility Maintenance		257.52	
	Costco: Refund Supplies		(218.50)	
	Costco: Replacement Laptop		1,113.87	
	AA Glass: Admin Office Supplies		286.79	
	Burkes Upholstery: Ops Admin Vehicle		588.81	
	SurveyMonkey: Ex Admin Software		52.52	
	Smart & Final: Admin Office Supplies		732.06	
	Amazon: JC Maintenance Supplies		45.14	
	Amazon: RR Supplies		87.39	
	Amazon: JC Facility Supplies		257.52	
	Michaels: RR Department Supplies		40.85	
	GFOA: Finance Meetings		35.00	
	Zoom: Online Meetings		151.16	
				11,795.03
33675	**Void**	5/23/2024	-	
33676	**Void**	5/23/2024	-	
33677	**Void**	5/23/2024	-	
33678	**Void**	5/23/2024	-	
33679	**Void**	5/23/2024	-	
33680	**Void**	5/23/2024	-	
33681	ADVANCED CHEMICAL TRANSPORT, INC. HHW Hauling & Disposal	5/23/2024	15,997.46	15,997.46
33682	ASBURY ENVIRONMENTAL SERVICES HHW Hauling & Disposal	5/23/2024	100.00	100.00
33683	AT&T SERVICES INC HHW Telephone Service	5/23/2024	87.33	87.33
33684	BLUE STRIKE ENVIRONMENTAL INC Special Event Recycling	5/23/2024	1,100.00	1,100.00

Salinas Valley Solid Waste Authority
Checks Issued Report for 5/1/2024 to 5/31/2024

Check #	Name	Check Date	Amount	Check Total
33685	CALIFORNIA WATER SERVICE SS Water	5/23/2024	110.48	110.48
33686	CDW GOVERNMENT Adm Network Support	5/23/2024	960.00	960.00
33687	CLARK PEST CONTROL, INC Adm Western Exterminator	5/23/2024	116.00	116.00
33688	COAST COUNTIES TRUCK & EQUIPMENT CO. ML Vehicle Maintenance	5/23/2024	370.88	370.88
33689	Elkins Earthworks, LLC Methane Probe System	5/23/2024	17,491.49	17,491.49
33690	ENVIRO WORLD CORP 60 Backyard Compost Bins	5/23/2024	3,474.00	3,474.00
33691	FEDEX Ops Adm Overnight Shipment	5/23/2024	27.63	27.63
33692	GOLDEN STATE TRUCK & TRAILER REPAIR ML Vehicle Maintenance	5/23/2024	521.54	521.54
33693	GONZALES ACE HARDWARE All Sites Facility Maintenance	5/23/2024	184.47	184.47
33694	GREEN RUBBER - KENNEDY AG, LP All Sites Facility Maintenance Supplies	5/23/2024	316.43	316.43
33695	ICONIX WATERWORK (US) INC. JC Maintenance Supplies	5/23/2024	75.13	75.13
33696	INFINITY STAFFING SERVICES, INC. JC Contract Labor	5/23/2024	1,178.01	1,178.01
33697	KING CITY HARDWARE INC. JR Facility Maintenance	5/23/2024	32.16	32.16
33698	LANDSCAPE MAINTENANCE OF AMERICA RR Litter Abatement Services	5/23/2024	325.00	325.00
33699	MISSION LINEN SUPPLY All Sites Uniforms	5/23/2024	883.35	883.35
33700	NEU-SCAPES, INC. Jardin Garden Maintenance	5/23/2024	550.00	550.00
33701	ODP BUSINESS SOLUTIONS, LLC RR Office Supplies	5/23/2024	459.49	459.49

Salinas Valley Solid Waste Authority
Checks Issued Report for 5/1/2024 to 5/31/2024

Check #	Name	Check Date	Amount	Check Total
33702	PARADIGM SOFTWARE, LLC Paradigm CW6 Install	5/23/2024	6,079.00	6,079.00
33703	PRICILLIA RODRIGUEZ JR Hauling Services	5/23/2024	3,150.01	3,150.01
33704	PURE WATER BOTTLING Adm Water Service	5/23/2024	90.25	90.25
33705	REFRIGERATION SUPPLIES DISTRIBUTOR HHW Disposal Supplies	5/23/2024	200.00	200.00
33706	RJMS CORPORATION HHW Equipment Maintenance	5/23/2024	446.14	446.14
33707	SALINAS NEWSPAPERS, INC. Notice Of Public Hearing	5/23/2024	417.30	417.30
33708	SAUL CARDENAS-IBARRA Media Creation Services	5/23/2024	600.00	600.00
33709	SOUTHERN COUNTIES LUBRICANTS LLC JC Biodiesel Fuel	5/23/2024	676.09	676.09
33710	THE DON CHAPIN COMPANY, INC. ML Portable Toilet	5/23/2024	465.40	465.40
33711	TRI-COUNTY FIRE PROTECTION, INC. RR Safety Supplies	5/23/2024	45.00	45.00
33712	VALERIO VARELA JR JC Equipment Maintenance	5/23/2024	3,425.00	3,425.00
33713	Vasquez Fabrication, Inc. JC Equipment Maintenance	5/23/2024	1,200.00	1,200.00
33714	VERIZON WIRELESS SERVICES Monthly Internet Service	5/23/2024	190.05	190.05
33715	HOME DEPOT All Sites Facility Supplies	5/29/2024	855.90	855.90
33716	**Void**	5/29/2024	-	-
33717	AGRI-FRAME, INC JC Garden Supplies	5/29/2024	3,069.12	3,069.12
33718	ALISAL UNION SCHOOL DISTRICT Green Team Grant - Frank Paul Elementary School	5/29/2024	350.00	350.00

Salinas Valley Solid Waste Authority
Checks Issued Report for 5/1/2024 to 5/31/2024

Check #	Name	Check Date	Amount	Check Total
33719	ALISAL UNION SCHOOL DISTRICT Green Team Grant - VRB Elementary School	5/29/2024	350.00	350.00
33720	ALISAL UNION SCHOOL DISTRICT Green Team Grant - Bardin Elementary School	5/29/2024	350.00	350.00
33721	ALISAL UNION SCHOOL DISTRICT Green Team Grant - Alisal Community School	5/29/2024	350.00	350.00
33722	ASSOCIATION OF ENVIRONMENTAL PROFESSIONALS Association Membership	5/29/2024	175.00	175.00
33723	AT&T SERVICES INC JC Telephone Service	5/29/2024	57.40	57.40
33724	BLUE STRIKE ENVIRONMENTAL INC Special Event Recycling	5/29/2024	4,219.49	4,219.49
33725	CALIFORNIA WATER SERVICE JR Water Service	5/29/2024	455.30	455.30
33726	COMCAST Common Area Maintenance	5/29/2024	294.62	294.62
33727	CSC OF SALINAS/YUMA JR Equipment Maintenance	5/29/2024	88.84	88.84
33728	CUTTING EDGE SUPPLY CH & JC Facility Maintenance Supplies	5/29/2024	5,319.10	5,319.10
33729	DIOCESE OF MONTEREY PARISH & SCHOOL OPERATING CORPO Green Team Grant - Sacred Heart School	5/29/2024	350.00	350.00
33730	EDUARDO ARROYO Admin Building Maintenance	5/29/2024	1,812.50	1,812.50
33731	ERIC GARCIA JR Vehicle Maintenance	5/29/2024	1,190.00	1,190.00
33732	GOLDEN STATE TRUCK & TRAILER REPAIR ML Vehicle Maintenance	5/29/2024	7,762.54	7,762.54
33733	ICONIX WATERWORK (US) INC. JC Maintenance Supplies	5/29/2024	3,426.42	3,426.42
33734	INFINITY STAFFING SERVICES, INC. JC Contract Labor	5/29/2024	948.24	948.24
33735	MISSION LINEN SUPPLY JR Uniforms Services	5/29/2024	135.75	135.75

Salinas Valley Solid Waste Authority
Checks Issued Report for 5/1/2024 to 5/31/2024

Check #	Name	Check Date	Amount	Check Total
33736	ODP BUSINESS SOLUTIONS, LLC All Sites Office Supplies	5/29/2024	1,155.04	1,155.04
33737	PRECISION ALARMS & AUTOMATION SOLUTIONS, INC. HHW Bldg. Alarm Services	5/29/2024	60.00	60.00
33738	QUINN COMPANY JC Equipment Maintenance	5/29/2024	218.14	218.14
33739	RCA Plumbing, Inc. Common Area Maintenance	5/29/2024	712.00	712.00
33740	SALINAS CITY ELEMENTARY SCHOOL DISTRICT Green Team Grant - Los Padres Elementary School	5/29/2024	350.00	350.00
33741	SALINAS CITY ELEMENTARY SCHOOL DISTRICT Green Team Grant - Loma Vista Elementary School	5/29/2024	350.00	350.00
33742	SALINAS CITY ELEMENTARY SCHOOL DISTRICT Green Team Grant - Mission Park Elementary School	5/29/2024	350.00	350.00
33743	SALINAS CITY ELEMENTARY SCHOOL DISTRICT Green Team Grant - Sherwood Elementary School	5/29/2024	350.00	350.00
33744	SALINAS CITY ELEMENTARY SCHOOL DISTRICT Green Team Grant - Laurel Wood Elementary School	5/29/2024	350.00	350.00
33745	SALINAS CITY ELEMENTARY SCHOOL DISTRICT Green Team Grant - Roosevelt Elementary School	5/29/2024	350.00	350.00
33746	SOLEDAD UNIFIED SCHOOL DISTRICT Green Team Grant - San Vicente Elementary School	5/29/2024	350.00	350.00
33747	SONSRAY MACHINERY LLC JC Equipment Maintenance	5/29/2024	1,651.85	1,651.85
33748	SOUTHERN COUNTIES LUBRICANTS LLC JR Biodiesel Fuel	5/29/2024	2,748.99	2,748.99
33749	TELCO BUSINESS SOLUTIONS Monthly Network Support	5/29/2024	629.44	629.44
33750	TODD V. RAMEY JC Engineering Services	5/29/2024	2,387.00	2,387.00
33751	VALERIO VARELA JR JC Equipment Maintenance ML Vehicle Maintenance	5/29/2024	1,050.00 200.00	1,250.00
24-00563-DFT	PACIFIC GAS AND ELECTRIC COMPANY All Sites Electrical Services	5/6/2024	27,628.65	27,628.65

Salinas Valley Solid Waste Authority
Checks Issued Report for 5/1/2024 to 5/31/2024

Check #	Name	Check Date	Amount	Check Total
24-00564-DFT	INTERMEDIA Email Exchange Services	5/3/2024	470.78	470.78
24-00565-DFT	REPUBLIC SERVICES - MADISON LANE TRANSFER STATION 4918 ML Rent	5/31/2024	16,883.54	<u>16,883.54</u>
	Total:			704,235.54
	Payroll Disbursements			<u>882,711.70</u>
	Grand Total			<u><u>1,586,947.24</u></u>



Report to the Board of Directors

ITEM NO. 3

Finance and Administration
Manager/Controller/Treasurer

General Manager/CAO

N/A

General Legal Counsel

Date: August 15, 2024
From: C. Ray Hendricks, Finance and Administration Manager
Title: June 2024 Claims and Financial Reports

RECOMMENDATIONS

The Executive Committee recommends acceptance of the June 2024 Claims and Financial Reports.

DISCUSSION & ANALYSIS

Please refer to the attached financial reports and checks issued report for the month of June for a summary of the Authority's financial position as of June 30, 2024. The following are highlights of the Authority's financial activity for the month of June.

Results of Operations (Consolidated Statement of Revenues and Expenditures)

For the month of June 2024, operating revenues exceeded expenditures by \$669,372

Revenues (Consolidated Statement of Revenues and Expenditures)

	June Budget	June Actual	Over/(Under)	
Tipping Fees - Solid Waste	1,224,165	1,250,776	26,611	2.2%
Tipping Fees - Diverted Materials	295,708	290,560	(5,148)	-1.7%
Other Revenues	935,158	1,103,877	168,719	18.0%
Total Revenue	2,455,031	2,645,213	190,182	7.7%

Solid Waste revenues for June were \$26,611 or 2.2% over budgeted amounts. Diverted Material revenues for June were \$5,148 or 1.7% under budgeted amounts. June total revenue was \$190,182 or 7.7% over budgeted amounts.

	Y-T-D Budget	Y-T-D Actual	Over/(Under)	
Tipping Fees - Solid Waste	13,532,700	15,032,797	1,500,097	11.1%
Tipping Fees - Diverted Materials	3,232,600	3,740,586	507,986	15.7%
Other Revenues	8,306,000	8,930,448	624,448	7.5%
Total Revenue	25,071,300	27,703,831	2,632,531	10.5%

Solid Waste revenues year to date as of June were \$1,500,097 or 11.1% over budgeted amounts. Diverted Material revenues year to date as of June were \$507,986 or 15.7% over budgeted amounts. Year to date total revenue as of June was \$2,632,531 or 10.5% over budgeted amounts.

Operating Expenditures (Consolidated Statement of Revenues and Expenditures)

As of June 30, 2024 (100% of the fiscal year), year-to-date operating expenditures totaled \$22,308,629. This is 96.2% of the operating budget of \$23,200,000.

Capital Project Expenditures (Consolidated Grant and CIP Expenditures Report)

For the month of June 2024, capital project expenditures totaled \$244,974. \$59,759 was for JC LFG System Improvements. \$32,393 was for CH Postclosure Maintenance. \$27,027 was for SB1383 Local Assistance Grant. \$18,943 was for Roadway Improvements. \$18,647 was for North County Transfer Station. \$17,204 was for JC Module Engineering and Construction. \$15,058 was for LR Postclosure Maintenance. \$14,376 was for JR Well Replacement. \$13,124 was for Tire Amnesty 2023-24. \$11,629 was for JC Corrective Action.

Claims Checks Issued Report

The Authority's Checks Issued Report for the month of June 2024 is attached for review and acceptance. June disbursements totaled \$1,477,712.35 of which \$663,433.99 was paid from the payroll checking account for payroll and payroll related benefits.

The following is a list of vendors paid more than \$50,000 during the month of June 2024.

Vendor	Services	Amount
Atlas Organics CU11, LLC.	Monthly Organics Processing	\$189,873.93
Southern Counties Lubricants, LLC.	Monthly Equipment & Vehicle Fuel	\$142,957.21
Pacific Gas and Electric Company	May and June Electrical Services	\$53,253.83

Cash Balances

The Authority's cash position increased by \$1,835,761.93 during June to \$38,433,822.82. Most of the cash balance is restricted, held in trust, committed, or assigned as shown below. Cash for Capital Improvements and post closure funded from operations is transferred at the beginning of the year. Additionally, cash for debt service principal payments is transferred in July. While these transfers and payments leave the balance available for operations with a negative balance, profitable operations should improve the balance to a positive amount by the end of the fiscal year.

Restricted by Legal Agreements:

Johnson Canyon Closure Fund	5,154,023.75
Restricted for Pension Liabilities (115 Trust)	-
State & Federal Grants	657,880.15
BNY - Bond 2022A Payment	-

Funds Held in Trust:

Central Coast Media Recycling Coalition	107,112.67
Employee Unreimbursed Medical Claims	4,520.06

Committed by Board Policy:

AB939 Services	-
Undesignated Fund Balance	-
Designated for Capital Projects Reserve	4,093,074.71
Designated for Environmental Impairment Reserve	2,678,486.88
Designated for Operating Reserve	3,264,000.00
Expansion Fund (South Valley Revenues)	5,006,755.36

Assigned for Post Closure and Capital Improvements

Crazy Horse Post Closure	632,490.50
Lewis Road Post Closure	183,318.83
Jolon Road Post Closure	90,001.05
Johnson Canyon Post Closure	2,746,546.78
Capital Improvement Projects	11,228,156.39

Available for Operations: 2,587,455.69

Total 38,433,822.82

ATTACHMENTS

1. June 2024 Consolidated Statement of Revenues and Expenditures
2. June 2024 Consolidated Grant and CIP Expenditures Report
3. June 2024 Checks Issued Report

Salinas Valley Solid Waste Authority
Consolidated Statement of Revenues and Expenditure
For Period Ending June 30, 2024

	CURRENT BUDGET	M-T-D REV/EXP	Y-T-D REV/EXP	% OF BUDGET	REMAINING BALANCE	Y-T-D ENCUMBRANCES	UNENCUMBERED BALANCE
<u>Revenue Summary</u>							
Tipping Fees - Solid Waste	13,532,700	1,250,776	15,032,797	111.1 %	(1,500,097)	0	(1,500,097)
Tipping Fees - Diverted Materials	3,232,600	290,560	3,740,586	115.7 %	(507,986)	0	(507,986)
AB939 Service Fee	4,103,000	341,918	4,103,016	100.0 %	(16)	0	(16)
Charges for Services	2,668,000	229,579	2,788,419	104.5 %	(120,419)	0	(120,419)
Sales of Materials	245,000	55,963	185,899	75.9 %	59,101	0	59,101
Gas Royalties	290,000	71,716	243,335	83.9 %	46,665	0	46,665
Investment Earnings	1,000,000	404,701	1,609,779	161.0 %	(609,779)	0	(609,779)
Total Revenue	25,071,300	2,645,212	27,703,830	110.5 %	(2,632,530)	0	(2,632,530)
<u>Expense Summary</u>							
Executive Administration	568,000	55,408	537,014	94.5 %	30,986	0	30,986
Administrative Support	584,300	41,449	497,548	85.2 %	86,752	194	86,559
Human Resources Administration	297,100	19,878	266,961	89.9 %	30,139	2,873	27,267
Clerk of the Board	252,000	21,097	230,816	91.6 %	21,184	0	21,184
Finance Administration	1,009,100	74,738	924,748	91.6 %	84,352	0	84,352
Operations Administration	758,800	60,808	750,986	99.0 %	7,814	0	7,814
Resource Recovery	1,548,550	131,542	1,427,982	92.2 %	120,568	19,021	101,547
Marketing	75,600	20,064	67,444	89.2 %	8,156	2,399	5,757
Public Education	225,750	(3,029)	195,606	86.6 %	30,144	11,357	18,787
Household Hazardous Waste	1,011,300	71,472	915,566	90.5 %	95,734	10,091	85,643
C & D Diversion	170,900	21,070	169,965	99.5 %	935	0	935
Organics Diversion	2,221,400	200,173	2,107,861	94.9 %	113,539	144,760	(31,221)
Diversion Services	40,000	0	28,303	70.8 %	11,697	0	11,697
JR Transfer Station	842,500	106,985	808,519	96.0 %	33,981	5,524	28,457
JR Recycling Operations	224,200	29,562	223,034	99.5 %	1,166	0	1,166
ML Transportation Operations	2,451,200	294,419	2,368,097	96.6 %	83,103	6,644	76,459

Salinas Valley Solid Waste Authority
Consolidated Statement of Revenues and Expenditure
For Period Ending June 30, 2024

	CURRENT BUDGET	M-T-D REV/EXP	Y-T-D REV/EXP	% OF BUDGET	REMAINING BALANCE	Y-T-D ENCUMBRANCES	UNENCUMBERED BALANCE
ML Recycling Operations	502,300	51,036	513,095	102.1 %	(10,795)	0	(10,795)
JC Landfill Operations	4,669,900	539,627	4,489,731	96.1 %	180,169	77,383	102,785
JC Recycling Operations	636,800	76,354	618,289	97.1 %	18,511	4,006	14,505
Johnson Canyon ECS	436,300	34,173	361,601	82.9 %	74,699	0	74,699
Sun Street ECS	181,400	2,568	177,405	97.8 %	3,995	0	3,995
Debt Service - Interest	413,200	0	413,116	100.0 %	84	0	84
Debt Service - Principal	2,700,000	0	2,700,000	100.0 %	0	0	0
Closure/Post Closure Set-Aside	334,400	30,654	367,259	109.8 %	(32,859)	0	(32,859)
Cell Construction Set-Aside	1,045,000	95,792	1,147,684	109.8 %	(102,684)	0	(102,684)
Total Expense	23,200,000	1,975,840	22,308,629	96.2 %	891,371	284,252	607,119
Revenue Over/(Under) Expenses	1,871,300	669,372	5,395,201	288.3 %	(3,523,901)	(284,252)	(3,239,649)

Salinas Valley Solid Waste Authority

Consolidated CIP Expenditure Report

For Period Ending June 30, 2024

	CURRENT BUDGET	M-T-D REV/EXP	Y-T-D REV/EXP	% OF BUDGET	REMAINING BALANCE	Y-T-D ENCUMBRANCES	UNENCUMBERED BALANCE
<u>Fund 131 - Crazy Horse Post-Closure Fund</u>							
131 9316 CH Corrective Action Program	253,000	0	0	0.0 %	253,000	0	253,000
131 9319 CH LFG System Improvements	146,500	0	0	0.0 %	146,500	0	146,500
131 9321 CH Postclosure Maintenance	1,002,074	32,393	771,887	77.0 %	230,187	14,072	216,115
Total Fund 131 - Crazy Horse Post-Closure F	1,401,574	32,393	771,887	55.1 %	629,687	14,072	615,615
<u>Fund 141 - Lewis Road Post-Closure Fund</u>							
141 9402 LR LFG Well Replacement	80,000	0	0	0.0 %	80,000	0	80,000
141 9403 LR Postclosure Maintenance	369,216	15,058	266,108	72.1 %	103,108	0	103,108
Total Fund 141 - Lewis Road Post-Closure F	449,216	15,058	266,108	59.2 %	183,108	0	183,108
<u>Fund 161 - Jolon Road Post-Closure Fund</u>							
161 9604 JR Postclosure Maintenance	377,758	8,362	287,757	76.2 %	90,001	0	90,001
Total Fund 161 - Jolon Road Post-Closure F	377,758	8,362	287,757	76.2 %	90,001	0	90,001
<u>Fund 211 - Grants</u>							
211 9217 Micro Grants for Mattress Collector	20,000	0	8,728	43.6 %	11,272	0	11,272
211 9228 Tire Amnesty 2021-22	1,551	0	1,551	100.0 %	0	0	0
211 9230 SB1383 Local Assistance Grant Prc	231,635	0	231,635	100.0 %	0	0	0
211 9231 Tire Amnesty 2023-24	83,995	13,124	30,130	35.9 %	53,865	0	53,865
211 9232 SB1383 Local Assistance Grant Prc	722,025	27,027	32,369	4.5 %	689,656	0	689,656
211 9261 Cal Recycle - 2021-22 CCPP	4,720	0	4,720	100.0 %	0	0	0
211 9262 CalRecycle - Household Hazardous	100,000	0	39,970	40.0 %	60,030	0	60,030
211 9263 Cal Recycle - 2022-23 CCPP	22,139	325	15,372	69.4 %	6,767	0	6,767
Total Fund 211 - Grants	1,186,065	40,477	364,474	30.7 %	821,591	0	821,591
<u>Fund 800 - Capital Improvement Projects Fu</u>							
800 9101 Equipment Replacement	3,040,685	0	1,824,822	60.0 %	1,215,863	385,713	830,151
800 9105 Concrete Grinding	54,614	0	0	0.0 %	54,614	0	54,614
800 9107 Scale House Software Upgrade	68,180	2,577	45,899	67.3 %	22,280	0	22,280

Salinas Valley Solid Waste Authority
Consolidated CIP Expenditure Report
For Period Ending June 30, 2024

	CURRENT BUDGET	M-T-D REV/EXP	Y-T-D REV/EXP	% OF BUDGET	REMAINING BALANCE	Y-T-D ENCUMBRANCES	UNENCUMBERED BALANCE
800 9109 Organics Infrastructure Upgrades	3,000,000	0	0	0.0 %	3,000,000	0	3,000,000
800 9110 Administration Office Improvements	120,000	0	120,000	100.0 %	0	0	0
800 9214 Organics Program 2016-17	715,898	0	0	0.0 %	715,898	0	715,898
800 9223 Outdoor Education Center	13,145	435	13,145	100.0 %	0	0	0
800 9322 North County Transfer Station	150,000	18,647	18,647	12.4 %	131,353	130,055	1,298
800 9501 JC LFG System Improvements	422,977	59,759	316,732	74.9 %	106,245	0	106,245
800 9505 JC Partial Closure	206,335	5,116	30,819	14.9 %	175,516	226	175,290
800 9506 JC Litter Control Barrier	104,625	0	0	0.0 %	104,625	0	104,625
800 9507 JC Corrective Action	250,070	11,629	13,707	5.5 %	236,363	0	236,363
800 9509 JC Groundwater Well	400,000	0	400,000	100.0 %	0	0	0
800 9521 JC Entrance Facility	200,000	0	0	0.0 %	200,000	0	200,000
800 9527 JC Module Engineering and Constr	3,130,188	17,204	101,563	3.2 %	3,028,625	0	3,028,625
800 9528 Roadway Improvements	500,049	18,943	18,943	3.8 %	481,106	56,017	425,089
800 9601 JR Transfer Station Improvements	782,611	0	555,741	71.0 %	226,869	0	226,869
800 9603 JR Well Replacement	250,000	14,376	14,376	5.8 %	235,624	101,875	133,749
Total Fund 800 - Capital Improvement Projec	13,409,376	148,685	3,474,394	25.9 %	9,934,981	673,886	9,261,096
Total CIP Expenditures	16,823,990	244,974	5,164,622	30.7 %	11,659,368	687,957	10,971,411

Salinas Valley Solid Waste Authority
Checks Issued Report for 6/1/2024 to 6/30/2024

Check #	Name	Check Date	Amount	Check Total
33752	A-7 AUSTIN, LTD Finance Dept Supplies	6/6/2024	387.82	387.82
33753	Agile Occupational Medicine PC EM020281	6/6/2024	385.00	385.00
33754	AGUSTIN TINAJERO - ESPRIELLA Ed Center Landscape	6/6/2024	1,300.00	1,300.00
33755	ALESHIRE & WYNDER, LLP Monthly Legal Services	6/6/2024	430.50	430.50
33756	CALIFORNIA MARINE SANCTUARY FOUNDATION Agency Membership	6/6/2024	500.00	500.00
33757	CDW GOVERNMENT Network Support	6/6/2024	1,438.59	1,438.59
33758	CUTTING EDGE SUPPLY JC Equipment Maintenance	6/6/2024	767.04	767.04
33759	Elkins Earthworks, LLC Methane Probe System	6/6/2024	14,769.28	14,769.28
33760	ENRIQUE CARRILLO JR. All Sites Vehicle Maintenance	6/6/2024	6,714.73	6,714.73
33761	ERIKA TRUJILLO Board Meeting Supplies	6/6/2024	49.51	49.51
33762	ERNEST BELL D. JR All Sites Janitorial Services	6/6/2024	4,340.00	4,340.00
33763	FEDEX Ops Adm Overnight Shipments	6/6/2024	39.79	39.79
33764	GOLDEN STATE TRUCK & TRAILER REPAIR JC Equipment Maintenance ML Vehicle Maintenance	6/6/2024	346.12 551.06	897.18
33765	GONZALES ACE HARDWARE JC Equipment Maintenance JC Facility Maintenance	6/6/2024	32.60 1.73	34.33
33766	GRAINGER JC Facility Maintenance	6/6/2024	60.56	60.56
33767	GRANITE ROCK CO/PAVEX JC Facility Maintenance	6/6/2024	74.87	74.87

Salinas Valley Solid Waste Authority
Checks Issued Report for 6/1/2024 to 6/30/2024

Check #	Name	Check Date	Amount	Check Total
33768	GREEN RUBBER - KENNEDY AG, LP JC Facility Maintenance JC Safety Supplies	6/6/2024	56.47 306.30	362.77
33769	GUERITO JC Portable Toilet	6/6/2024	1,435.00	1,435.00
33770	HOPE SERVICES JC Litter Abatement	6/6/2024	10,729.57	10,729.57
33771	JT HOSE & FITTINGS JC Equipment Maintenance	6/6/2024	1,025.87	1,025.87
33772	KING CITY HARDWARE INC. JR Vehicle Maintenance	6/6/2024	45.45	45.45
33773	MISSION LINEN SUPPLY All Sites Uniforms	6/6/2024	1,462.96	1,462.96
33774	ODP BUSINESS SOLUTIONS, LLC JC & Adm Office Supplies	6/6/2024	241.62	241.62
33775	OLYMPIC WIRE & EQUIPMENT, INC. T-30 Turbo Separator	6/6/2024	4,746.01	4,746.01
33776	PACE ANALYTICAL SERVICES, LLC JC Lab Analysis	6/6/2024	275.00	275.00
33777	PRICILLIA RODRIGUEZ JR Hauling Services	6/6/2024	279.50	279.50
33778	QUINN COMPANY JC Equipment Maintenance	6/6/2024	1,501.17	1,501.17
33779	S. GRONER ASSOCIATES SGA Marketing Contract	6/6/2024	11,974.55	11,974.55
33780	SHIELDS MAGNETICS JR Equipment	6/6/2024	9,532.00	9,532.00
33781	SOUTHERN COUNTIES LUBRICANTS LLC All Sites Biodiesel Fuel	6/6/2024	35,500.95	35,500.95
33782	Southern Counties Oil Co., a CA Limited Partnership JR Vehicle Fuel	6/6/2024	6,503.20	6,503.20
33783	TELCO BUSINESS SOLUTIONS Network Support	6/6/2024	245.35	245.35
33784	VALERIO VARELA JR JC Equipment Maintenance ML Vehicle Maintenance	6/6/2024	650.00 1,000.00	1,650.00

Salinas Valley Solid Waste Authority
Checks Issued Report for 6/1/2024 to 6/30/2024

Check #	Name	Check Date	Amount	Check Total
33785	VALLEY FABRICATION, INC. JC Facility Maintenance	6/6/2024	438.46	438.46
33786	WEST COAST RUBBER RECYCLING, INC Tire Amnesty	6/6/2024	5,115.00	5,115.00
33787	WRIGHT EXPRESS FINANCIAL SERVICES CORPORATION All Sites Fuel	6/6/2024	2,801.98	2,801.98
33788	ADMANOR, INC CCRMC Monthly Media & Marketing Service	6/13/2024	16,735.99	16,735.99
33789	ADVANCED CHEMICAL TRANSPORT, INC. HHW Hauling & Disposal	6/13/2024	13,812.16	13,812.16
33790	Agile Occupational Medicine PC Tetanus & Hep B vaccines for CJG	6/13/2024	118.00	118.00
33791	AGRI-FRAME, INC JC Equipment Maintenance Supplies	6/13/2024	1,288.61	1,288.61
33792	AGUSTIN TINAJERO - ESPRIELLA All Sites landscape Services	6/13/2024	3,900.00	3,900.00
33793	ALESHIRE & WYNDER, LLP Monthly Legal Services	6/13/2024	9,908.90	9,908.90
33794	AMCON ENVIRONMENTAL, INC JC Maintenance Supplies	6/13/2024	13,126.55	13,126.55
33795	ASBURY ENVIRONMENTAL SERVICES HHW Hauling & Disposal	6/13/2024	200.00	200.00
33796	AT&T SERVICES INC Adm Telephone Service	6/13/2024	38.49	38.49
33797	AUTOZONE LLC. All Sites Equipment & Vehicle Maintenance Supplies	6/13/2024	3,113.21	3,113.21
33797	AUTOZONE LLC. All Sites Equipment & Vehicle Maintenance Supplies	6/27/2024	(3,113.21)	(3,113.21)
33798	**Void**	6/13/2024	-	-
33799	**Void**	6/13/2024	-	-
33800	BECKS SHOES AND REPAIR JC Safety Supplies ML Safety Supplies	6/13/2024	426.52 705.76	1,132.28

Salinas Valley Solid Waste Authority
Checks Issued Report for 6/1/2024 to 6/30/2024

Check #	Name	Check Date	Amount	Check Total
33801	BLUE STRIKE ENVIRONMENTAL INC RR Consulting Services	6/13/2024	917.50	917.50
33802	CDW GOVERNMENT Adm Network Support	6/13/2024	1,346.01	1,346.01
33803	CLARK PEST CONTROL, INC HHW Exterminator Services	6/13/2024	123.00	123.00
33804	COAST COUNTIES TRUCK & EQUIPMENT CO. ML Vehicle Maintenance	6/13/2024	421.22	421.22
33805	Elevator Service Co. of Central California Inc. Elevator Maintenance	6/13/2024	255.00	255.00
33806	ERIC GARCIA ML & JR Vehicle Maintenance	6/13/2024	1,445.00	1,445.00
33807	F.A.S.T. SERVICES Clerk Interpreting Services	6/13/2024	200.00	200.00
33808	FANELLI EQUIPMENT REPAIR JC Equipment Maintenance	6/13/2024	1,009.08	1,009.08
33809	FEDEX Adm Ops overnight shipments	6/13/2024	23.60	23.60
33810	FRESNO OXYGEN JC Equipment Maintenance	6/13/2024	187.49	187.49
33811	GEOLOGIC ASSOCIATES, INC. Groundwater Monitoring	6/13/2024	10,853.00	10,853.00
33812	GOLDEN STATE TRUCK & TRAILER REPAIR JC Equipment Maintenance	6/13/2024	76.28	76.28
33813	GONZALES ACE HARDWARE JC Facility Maintenance	6/13/2024	20.86	20.86
33814	GONZALES TIRE & AUTO SUPPLY All Sites Equipment & Vehicle Maintenance Supplies	6/13/2024	2,740.58	2,740.58
33815	**Void**	6/13/2024	-	-
33816	**Void**	6/13/2024	-	-
33817	GRAINGER HHW Equipment Maintenance	6/13/2024	355.86	355.86

Salinas Valley Solid Waste Authority
Checks Issued Report for 6/1/2024 to 6/30/2024

Check #	Name	Check Date	Amount	Check Total
33818	Hartford Fire Insurance Company Surety Insurance	6/13/2024	2,750.00	2,750.00
33819	INFINITY STAFFING SERVICES, INC. JC Contract Labor	6/13/2024	1,170.18	1,170.18
33820	INTERSTATE BATTERIES JC Equipment Maintenance	6/13/2024	152.80	152.80
33821	JT HOSE & FITTINGS JC Equipment Maintenance	6/13/2024	313.49	313.49
33822	MISSION LINEN SUPPLY All Sites Uniforms	6/13/2024	391.84	391.84
33823	MONTEREY AUTO SUPPLY INC JR Equipment Maintenance	6/13/2024	107.65	107.65
33824	ODP BUSINESS SOLUTIONS, LLC All Sites Office Supplies	6/13/2024	684.00	684.00
33825	O'REILLY AUTOMOTIVE STORES, INC. JC Equipment Maintenance	6/13/2024	196.64	196.64
33826	PENINSULA MESSENGER LLC All Sites Courier services	6/13/2024	1,176.00	1,176.00
33827	PITNEY BOWES GLOBAL Adm Postage Machine Lease	6/13/2024	424.29	424.29
33828	PRICILLIA RODRIGUEZ JR Hauling Services	6/13/2024	7,223.01	7,223.01
33829	QUINN COMPANY JC Equipment Maintenance	6/13/2024	4,091.37	4,091.37
33830	S. GRONER ASSOCIATES SGA Marketing Contract	6/13/2024	8,064.72	8,064.72
33831	SCALES UNLIMITED JR Scale Maintenance	6/13/2024	3,350.50	3,350.50
33832	SHARPS SOLUTIONS, LLC HHW Hauling & Disposal	6/13/2024	500.00	500.00
33833	SHUR-CO, LLC ML Vehicle Maintenance	6/13/2024	1,222.14	1,222.14
33834	SOUTHERN COUNTIES LUBRICANTS LLC All Sites Biodiesel	6/13/2024	75,556.68	75,556.68

Salinas Valley Solid Waste Authority
Checks Issued Report for 6/1/2024 to 6/30/2024

Check #	Name	Check Date	Amount	Check Total
33835	Southern Counties Oil Co., a CA Limited Partnership JC & JR Fuel	6/13/2024	4,699.91	4,699.91
33836	STERICYCLE, INC Adm Shredding Services	6/13/2024	133.91	133.91
33837	The EcoHero Show LLC School Assembly Program	6/13/2024	2,400.00	2,400.00
33838	TODD V. RAMEY JC Engineering Services	6/13/2024	2,387.00	2,387.00
33839	VALERIO VARELA JR JC Equipment Maintenance	6/13/2024	1,150.00	1,150.00
33840	Vasquez Fabrication, Inc. JC & JR Equipment & Vehicle Maintenance	6/13/2024	2,812.50	2,812.50
33841	VERIZON CONNECT FLEET USA LLC ML Vehicle Software	6/13/2024	367.95	367.95
33842	VERMITEK GARDEN LLC 32 Worm Bins	6/13/2024	2,382.72	2,382.72
33843	VOSTI'S INC JC & ML Equipment Maintenance	6/13/2024	647.04	647.04
33844	W&W MARKETING GROUP, INC. Employee Recognition Supplies	6/13/2024	1,294.53	1,294.53
33845	WRIGHT EXPRESS FINANCIAL SERVICES CORPORATION All Sites Vehicle Maintenance	6/13/2024	236.70	236.70
33846	US BANK CORPORATE PAYMENT SYSTEM Costco: Admin Supplies JJ Keller: HHW Supplies Andersen's Lock: HHW Supplies ACS: JC Vehicle Maintenance Amazon: JC Equipment Maintenance Amazon: JC Equipment Maintenance Amazon: JC Facility Maintenance Experian: Credit Account Reports Experian: Credit Account Reports Indeed: HR Recruitments EnviroSafety: Supply Return La Plaza Bakery: RR Supplies Signs.com: JC Facility Maintenance Lowe's: RR Improvement Supplies Microsoft: Ex Admin Software Amazon: RR Department Supplies AT&T: 126 SS Internet Services Harbor Freight: JC Safety Supplies Amazon: JC ECS Supplies	6/13/2024	447.92 27.21 13.11 330.05 136.52 450.44 189.63 49.95 49.95 340.00 (6.85) 25.00 766.23 325.96 249.99 36.93 273.73 209.60 659.40	

Salinas Valley Solid Waste Authority
Checks Issued Report for 6/1/2024 to 6/30/2024

Check #	Name	Check Date	Amount	Check Total
	Amazon: JC ECS Supplies		26.94	
	Amazon: JC Safety Supplies		95.38	
	Amazon: RR Supplies		334.35	
	Stonies: EE Recognition		197.06	
	Valley Trophies: Admin Supplies		91.22	
	Microsoft: JRTS Software		249.99	
	Zoom: Online Meetings		151.16	
	Amazon: RR Supplies		796.43	
	Costco: Ex Admin Computer Equipment		1,218.12	
	EnviroSafety: RR Event Supplies		396.11	
	Amazon: JC & JR Facility Safety Supplies		373.50	
	SF Bay Area PSHRA: SB553 Training		25.00	
	La Plaza Bakery: BD Meeting Supplies		230.73	
	Harbor Freight: SS Facility Maintenance		4.93	
	Amazon: RR Department Supplies		839.97	
	Amazon: JC Facility Maintenance		16.15	
	SQ City Cab: SWANA Symposium		22.36	
	Amazon: CH Facility Supplies		137.42	
	Amazon: JC Facility Maintenance		43.09	
				9,824.68
33847	**Void**	6/13/2024	-	
				-
33848	**Void**	6/13/2024	-	
				-
33849	**Void**	6/13/2024	-	
				-
33850	**Void**	6/13/2024	-	
				-
33851	CESAR ZUÑIGA Safety Supplies	6/14/2024	3,626.66	
				3,626.66
33852	A & G PUMPING, INC JR & RR Portable Toilets	6/20/2024	480.50	
				480.50
33853	ASBURY ENVIRONMENTAL SERVICES HHW Hauling & Disposal	6/20/2024	100.00	
				100.00
33854	AT&T SERVICES INC All Sites Internet Service	6/20/2024	174.25	
				174.25
33855	ATLAS ORGANICS CU11, LLC Organics Processing	6/20/2024	189,873.93	
				189,873.93
33856	AUTOZONE LLC. All Sites Equipment Maintenance Supplies	6/20/2024	652.12	
				652.12
33857	BAGLEY ENTERPRISES, INC JC Facility Maintenance	6/20/2024	1,020.00	
				1,020.00

Salinas Valley Solid Waste Authority
Checks Issued Report for 6/1/2024 to 6/30/2024

Check #	Name	Check Date	Amount	Check Total
33858	BRYAN EQUIPMENT JC Equipment Maintenance	6/20/2024	1,235.40	1,235.40
33859	CARLON'S FIRE EXTINGUISHER SALES & SERVICE Adm Equipment Maintenance	6/20/2024	81.01	81.01
33860	CLINTON HENDRICKS GFOA - Travel Reimbursement	6/20/2024	2,104.77	2,104.77
33861	COAST COUNTIES TRUCK & EQUIPMENT CO. ML Vehicle Maintenance	6/20/2024	2,733.79	2,733.79
33862	COMCAST HHW Internet Service	6/20/2024	88.73	88.73
33863	DATAFLOW BUSINESS SYSTEMS INC. Adm Equipment Maintenance	6/20/2024	11.71	11.71
33864	EAST BAY TIRE CO. JC Equipment Maintenance	6/20/2024	2,293.10	2,293.10
33865	GOLDEN STATE TRUCK & TRAILER REPAIR JR & ML Vehicle Maintenance	6/20/2024	788.06	788.06
33866	GONZALES ACE HARDWARE All Sites Facility Maintenance	6/20/2024	406.79	406.79
33867	GRAINGER JC & HHW Equipment Maintenance	6/20/2024	383.99	383.99
33868	GREEN RUBBER - KENNEDY AG, LP JC Maintenance Supplies	6/20/2024	389.58	389.58
33869	HARTNELL COLLEGE Refund Credit Balance	6/20/2024	918.00	918.00
33870	LANDSCAPE MAINTENANCE OF AMERICA RR Litter Abatement	6/20/2024	325.00	325.00
33871	LINDA VASQUEZ CALPERS ED Forum	6/20/2024	810.70	810.70
33872	Maestro Health FSA Administration Fee	6/20/2024	150.00	150.00
33873	MISSION LINEN SUPPLY HHW & JR Uniforms	6/20/2024	137.31	137.31
33874	MONTEREY AUTO SUPPLY INC ML Vehicle Maintenance	6/20/2024	24.57	24.57

Salinas Valley Solid Waste Authority
Checks Issued Report for 6/1/2024 to 6/30/2024

Check #	Name	Check Date	Amount	Check Total
33875	MOUNTAIN CASCADE Refund Credit Balance	6/20/2024	15.21	15.21
33876	ODP BUSINESS SOLUTIONS, LLC All Sites Office Supplies	6/20/2024	442.04	442.04
33877	O'REILLY AUTOMOTIVE STORES, INC. JR Equipment Maintenance	6/20/2024	158.48	158.48
33878	PERENNIAL ENERGY, LLC CH Maintenance Supplies	6/20/2024	6,096.04	6,096.04
33879	PURE WATER BOTTLING All Sites Water Service	6/20/2024	478.58	478.58
33880	QUINN COMPANY JC Equipment Maintenance	6/20/2024	2,268.19	2,268.19
33881	RAMON N VALLEJO New Hire Livescan Fingerprinting	6/20/2024	57.00	57.00
33882	REPUBLIC SERVICES #471 Monthly Trash Service	6/20/2024	92.51	92.51
33883	RODDY TREVINO Medical DOT Renewal	6/20/2024	150.00	150.00
33884	ROSSI BROS TIRE & AUTO SERVICE All Sites Vehicle & Equipment Maintenance	6/20/2024	8,745.54	8,745.54
33885	S. GRONER ASSOCIATES Spring 2024 TA Media Campaign	6/20/2024	529.23	529.23
33886	SCS FIELD SERVICES All Sites Routine Services JC Non-Routine Services	6/20/2024	14,225.00 1,419.50	15,644.50
33887	SHUR-CO, LLC ML Vehicle Maintenance	6/20/2024	4,317.14	4,317.14
33888	SOCIAL VOCATIONAL SERVICES, INC. JC Litter Abatement	6/20/2024	7,203.11	7,203.11
33889	SOUTHERN COUNTIES LUBRICANTS LLC All Sites Biodiesel Fuel	6/20/2024	20,113.27	20,113.27
33890	SSB Contracting Inc. Common Area Maintenance	6/20/2024	906.00	906.00
33891	TELCO BUSINESS SOLUTIONS Adm & HHW Network Support	6/20/2024	629.44	629.44

Salinas Valley Solid Waste Authority
Checks Issued Report for 6/1/2024 to 6/30/2024

Check #	Name	Check Date	Amount	Check Total
33892	VALERIO VARELA JR JC Equipment Maintenance ML Vehicle Maintenance	6/20/2024	2,975.00 1,300.00	4,275.00
33893	VALLEY FABRICATION, INC. ML Vehicle Maintenance	6/20/2024	671.89	671.89
33894	Vasquez Fabrication, Inc. JC Equipment Maintenance	6/20/2024	2,400.00	2,400.00
33895	VOSTI'S INC JC & ML Facility Maintenance	6/20/2024	159.98	159.98
33896	WHITE CAP, LP JC Facility Maintenance	6/20/2024	357.09	357.09
33897	ALESHIRE & WYNDER, LLP Monthly Legal Services	6/26/2024	6,429.40	6,429.40
33898	AMERICAN SUPPLY CO. JC Janitorial Supplies	6/26/2024	1,027.72	1,027.72
33899	Angelen Zavala Youth Council Stipend	6/26/2024	250.00	250.00
33900	AT&T SERVICES INC JC Telephone Service	6/26/2024	46.06	46.06
33901	AUTOZONE LLC. JC Vehicle Maintenance	6/26/2024	174.32	174.32
33902	BLUE STRIKE ENVIRONMENTAL INC SB1383 Quarterly Sampling 2024 Q2	6/26/2024	6,622.46	6,622.46
33903	COAST COUNTIES TRUCK & EQUIPMENT CO. ML Vehicle Maintenance	6/26/2024	53.45	53.45
33904	CONTAINER STOP INC. JC Equipment	6/26/2024	10,600.00	10,600.00
33905	CON-WAL, INC. JC Facility Maintenance	6/26/2024	9,590.63	9,590.63
33906	EAST BAY TIRE CO. JC Equipment Maintenance	6/26/2024	1,120.92	1,120.92
33907	ENRIQUE CARRILLO JR. All Sites Vehicle Maintenance	6/26/2024	4,649.05	4,649.05
33908	ERIC GARCIA JR & ML Vehicle Maintenance	6/26/2024	1,445.00	1,445.00

Salinas Valley Solid Waste Authority
Checks Issued Report for 6/1/2024 to 6/30/2024

Check #	Name	Check Date	Amount	Check Total
33909	EXPRESS SAFETY INC JC Safety Supplies	6/26/2024	2,600.82	2,600.82
33910	FRESNO OXYGEN JC Equipment Maintenance	6/26/2024	103.07	103.07
33911	Gabriela Rae Jaramillo Youth Council Stipend	6/26/2024	250.00	250.00
33912	GOLDEN STATE TRUCK & TRAILER REPAIR JC & ML Equipment Maintenance	6/26/2024	484.93	484.93
33913	GONZALES ACE HARDWARE JC Facility Maintenance	6/26/2024	10.86	10.86
33914	GREEN RUBBER - KENNEDY AG, LP JC Maintenance Supplies	6/26/2024	518.78	518.78
33915	HOPE SERVICES JC Litter Abatement	6/26/2024	10,642.24	10,642.24
33916	ICONIX WATERWORK (US) INC. JC Maintenance Supplies	6/26/2024	2,096.82	2,096.82
33917	INFINITY STAFFING SERVICES, INC. JC Contract Labor	6/26/2024	962.01	962.01
33918	IRON HORSE MOTORSPORTS, LLC JC Equipment	6/26/2024	19,983.28	19,983.28
33919	Jaena Jolie Serrano Youth Council Stipend	6/26/2024	250.00	250.00
33920	Jenny De La Cruz Robles Youth Council Stipend	6/26/2024	250.00	250.00
33921	JIMENEZ TIRE SERVICE INC. JC Vehicle Maintenance	6/26/2024	402.11	402.11
33922	JT HOSE & FITTINGS JC Equipment Maintenance	6/26/2024	457.63	457.63
33923	Kelly Billman Youth Council Stipend	6/26/2024	250.00	250.00
33924	Mahi Shah Youth Council Stipend	6/26/2024	250.00	250.00
33925	MISSION LINEN SUPPLY All Sites Uniforms	6/26/2024	579.35	579.35

Salinas Valley Solid Waste Authority
Checks Issued Report for 6/1/2024 to 6/30/2024

Check #	Name	Check Date	Amount	Check Total
33926	NEU-SCAPES, INC. Landscape Maintenance	6/26/2024	750.00	750.00
33927	ODP BUSINESS SOLUTIONS, LLC Adm & Ops Office Supplies	6/26/2024	287.34	287.34
33928	ONE STOP AUTO CARE/V & S AUTO CARE, INC RR Vehicle Maintenance	6/26/2024	106.15	106.15
33929	QUINN COMPANY JC Equipment Maintenance	6/26/2024	2,770.44	2,770.44
33930	R.D. OFFUTT COMPANY JC Equipment Maintenance	6/26/2024	95.34	95.34
33931	Reuben Phillip Zamora Youth Council Stipend	6/26/2024	250.00	250.00
33932	ROSSI BROS TIRE & AUTO SERVICE All Sites Equipment Maintenance	6/26/2024	5,983.61	5,983.61
33933	SAUL CARDENAS-IBARRA Media Creation Services	6/26/2024	600.00	600.00
33934	SCS FIELD SERVICES CH Routine Engineering	6/26/2024	5,860.00	5,860.00
33935	SOUTHERN COUNTIES LUBRICANTS LLC All Sites Biodiesel Fuel	6/26/2024	11,786.31	11,786.31
33936	THE DON CHAPIN COMPANY, INC. ML Portable Toilets	6/26/2024	465.40	465.40
33937	VALERIO VARELA JR JC Equipment & Vehicle Maintenance	6/26/2024	3,575.00	3,575.00
33938	Vasquez Fabrication, Inc. JC Equipment Vehicle	6/26/2024	3,000.00	3,000.00
33939	WEST COAST RUBBER RECYCLING, INC Tire Amnesty	6/26/2024	7,480.00	7,480.00
33940	AUTOZONE LLC. JC Equipment Maintenance Supplies	6/27/2024	3,113.21	3,113.21
33941	**Void**	6/27/2024	-	-
33942	**Void**	6/27/2024	-	-

Salinas Valley Solid Waste Authority
Checks Issued Report for 6/1/2024 to 6/30/2024

Check #	Name	Check Date	Amount	Check Total
24-00613-DFT	PACIFIC GAS AND ELECTRIC COMPANY All Sites Electrical Services	6/7/2024	26,882.69	26,882.69
24-00633-DFT	WRIGHT EXPRESS FINANCIAL SERVICES CORPORATION All Sites Vehicle Maintenance	6/10/2024	3,806.51	3,806.51
24-00635-DFT	INTERMEDIA Media Exchange	6/5/2024	470.78	470.78
24-00657-DFT	PACIFIC GAS AND ELECTRIC COMPANY All Sites Electrical Services	6/27/2024	26,371.14	26,371.14
Total:				814,278.36
Payroll Disbursements				663,433.99
Grand Total				<u>1,477,712.35</u>



Report to the Board of Directors

Date: August 15, 2024

From: C. Ray Hendricks, Finance and Administration Manager

Title: June 2024 Quarterly Investments Report

ITEM NO. 4

Finance and Administration Manager/
Controller/Treasurer

General Manager/CAO

N/A

General Legal Counsel

RECOMMENDATION

The Executive Committee recommends that the Board accepts the June 2024 Quarterly Investments Report.

The investment policy requires that the treasurer render an investment report to the Board of Directors at the first regular Board Meeting occurring after the end of each calendar quarter.

STRATEGIC PLAN RELATIONSHIP

This agenda item is a routine operational item and does not relate to the Authority's strategic plan.

FISCAL IMPACT

None

DISCUSSION & ANALYSIS

The vast majority, \$36,000,937.57 (93.67%), of the Authority's investment portfolio is invested in the State's Local Agency Investment Fund (LAIF). For the month ended June 30, 2024, the LAIF effective yield was 4.480%. LAIF is invested as part of the State's Pooled Money Investment Account (PMIA) with a total of \$162.3 Billion as of May 31, 2024. The Authority's LAIF investment of \$36,000,937.57 represents .022% of the PMIA. Attached is a summary of the PMIA portfolio as of July 17, 2024.

ATTACHMENT(S)

1. June 30, 2024 Cash and Investments Report
2. July 17, 2024 PMIA Portfolio Composition and Average Monthly Yields

SALINAS VALLEY SOLID WASTE AUTHORITY
Cash and Investments Report
June 30, 2024

Issuer/Investment	Rate	Balance	Maturity	Moody's Rating
Investments Managed by Authority Treasurer:				
Petty Cash	-	\$ 1,400.00	N/A	N/A
General Checking Account	-	27,971.04	Same day	Aa2
Payroll Checking account	-	10,000.00	Same day	Aa2
General Deposit Account	-	181,542.52	Same day	Aa2
Scalehouse Deposit Account	-	33,583.51	Same day	Aa2
FSA Checking Account	-	4,520.06	Same day	Aa2
LAIF	4.480%	36,000,937.57	Same day	N/A
LAIF - FMV Adjustment		(134,067.38)		
Rabobank PIMMA Account	4.600%	2,307,935.50	Same day	Aa2
CEPPT Restricted Fund		-		
		\$ 38,433,822.82		

The Authority has sufficient liquidity to meet expenditure requirements for the next 6 months.





PMIA/LAIF Performance Report as of 7/17/24



Quarterly Performance Quarter Ended 06/30/24

LAIF Apportionment Rate ⁽²⁾ :	4.55
LAIF Earnings Ratio ⁽²⁾ :	0.00012419067099490
LAIF Administrative Cost ^{(1)*} :	TBD
LAIF Fair Value Factor ⁽¹⁾ :	0.996316042
PMIA Daily ⁽¹⁾ :	4.52
PMIA Quarter to Date ⁽¹⁾ :	4.36
PMIA Average Life ⁽¹⁾ :	217

PMIA Average Monthly Effective Yields⁽¹⁾

June	4.480
May	4.332
April	4.272
March	4.232
February	4.122
January	4.012

Pooled Money Investment Account Monthly Portfolio Composition ⁽¹⁾ 5/31/24 \$162.3 billion

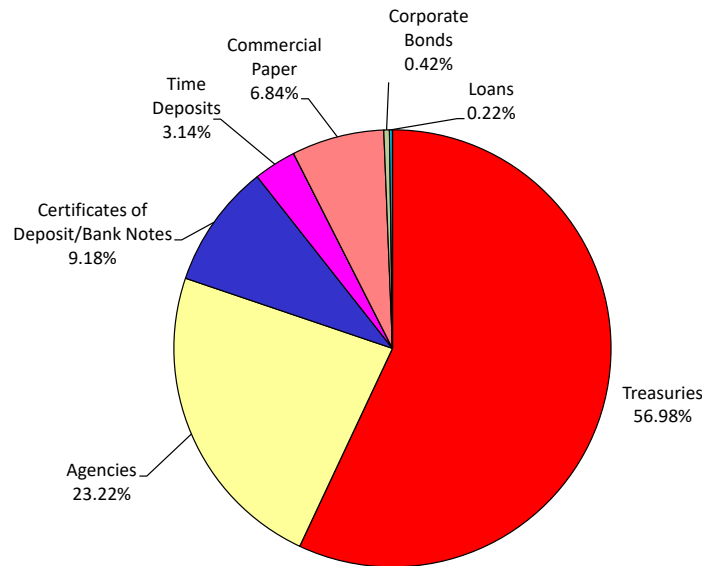


Chart does not include \$1,943,000.00 in mortgages, which equates to 0.001%. Percentages may not total 100% due to rounding.

Daily rates are now available here. [View PMIA Daily Rates](#)

Notes: The apportionment rate includes interest earned on the CalPERS Supplemental Pension Payment pursuant to Government Code 20825 (c)(1) and interest earned on the Wildfire Fund loan pursuant to Public Utility Code 3288 (a).

*The percentage of administrative cost equals the total administrative cost divided by the quarterly interest earnings. The law provides that administrative costs are not to exceed 5% of quarterly EARNINGS of the fund. However, if the 13-week Daily Treasury Bill Rate on the last day of the fiscal year is below 1%, then administrative costs shall not exceed 8% of quarterly EARNINGS of the fund for the subsequent fiscal year.

Source:

⁽¹⁾ State of California, Office of the Treasurer

⁽²⁾ State of California, Office of the Controller



ITEM NO. 5

N/A

Finance and Administration Manager/
Controller/Treasurer

General Manager/CAO

N/A

Authority General Counsel

Date: August 15, 2024
From: Mandy Brooks, Resource Recovery Manager
Title: Member and Interagency Activities Report for June & July 2024

RECOMMENDATION

Staff recommends that the Board accept this item. The report is intended to keep the Board apprised of activities and communications with member agencies and regulators.

STRATEGIC PLAN RELATIONSHIP

This agenda item is in alignment with one of the Board's goals from the 2024 Strategic Planning Priority setting process.

- "High-quality Community Engagement": Continue to deliver the public education strategy.

The Authority provides a wide array of recycling and waste recovery services and programs to the public including local businesses, schools, multifamily complexes and participates in numerous community events and cleanups. Providing monthly reports highlighting these activities ensures that the strategic goal is being met.

FISCAL IMPACT

This agenda item is a routine operational item and does not have a direct budget impact.

DISCUSSION & ANALYSIS

Monterey County Environmental Health Bureau (Local Enforcement Agency - LEA)

Johnson Canyon Landfill & Composting Facility: The monthly inspections for the Johnson Canyon Landfill and Composting Facility were conducted on June 18 and July 25. No violations or areas of concern were noted during the inspections.

Jolon Road Transfer Station: The monthly inspections for Jolon Road Transfer Station were conducted on June 21 & July 29. No violations or areas of concern were noted during the inspections.

Central Coast Regional Water Quality Control Board

On July 26, 2024, the Authority received notification that the Notice of Termination for Waste Discharge at Lewis Rd Landfill (closed) was approved, and the General Permit for Discharges Associated with Industrial Activity (Industrial General Permit) was terminated.

Gonzales Clothing Closet

The Clothing Closet continues to be open Tuesdays & Wednesdays from 2pm to 4pm and Thursdays from 1pm to 3pm.

CY 2024	# of Volunteers	Hours	# of Clothing Items Distributed	# of Families Served	# of Family Members Served
April	4	86.5	780	64	232
May	2	89	651	50	217
June	2	71	521	36	140
Q2 2024 TOTALS	2.7 (avg)	246.5	1,952	150	589
July	3	77	505	41	156

Clean Up Events

The 2024 hauler community cleanup schedule for all member agencies areas are listed below. No clean ups were scheduled in July but four (4) events were conducted in June with the results from three (3) listed in the table below, along with the results from two May events.

Date	Location	Hauler/ Volunteer Group	Trash (tons)	Recycling (tons)	ABOP Materials (collected by SVR)	Diversion %
May 11	Lockwood	WM	3.0	5.5	0.40 tons	65%
May 18	Salinas – District 5	Republic Services	18.96	14.47	n/a	43%
June 1	Aromas	WM	5.7	7.2	0.84 tons	56%
June 8	Salinas – District 3	Republic Services	TBD	TBD	n/a	TBD
June 29	Gonzales	TCD	11.09	9.04	0.89 tons	45%
June 22	King City	WM	10.9	6.9	0.46 tons	39%

CY 2024 Current & Future Events with SVR Staff Participation

Gonzales:	10/19/24 11/16/24	Gonzales Community Cleanup & ABOP Collection, La Gloria School National Recycling Day Event, JC Ed Center & Garden
Greenfield:	09/07/24	Community Cleanup & ABOP Collection, PW Yard
King City:	06/20/24 11/02/24	Booth at Rava Ranch Employee Fair, SV Fairgrounds Community Cleanup & ABOP Collection, SV Fairgrounds
Salinas:	08/06/24 08/14/24 08/24/24 08/24/24 09/21/24	Booth at National Night Out, Salinas Sports Complex DTD Outreach at Multifamily Complex Composting Workshop & Giveaway, Jardin el Sol Garden District 2 Community Cleanup Event Composting Workshop & Giveaway, Cesar Chavez Park

	10/12/24	District 4 Community Cleanup Event
	10/26/24	Composting Workshop & Giveaway, Natividad Creek Park
	11/02/24	District 6 Community Cleanup Event
Soledad:	09/21/24	Community Cleanup & ABOP Collection, Soledad High School
Mo County:	08/10/24	San Ardo Community Cleanup & ABOP Collection
	09/14/24	Prunedale Community Cleanup & ABOP Collection
	11/09/24	Pajaro Community Cleanup & ABOP Collection

BACKGROUND

Established in November 2014 as part of the FY 14-15 Strategic Plan 3-year goal to increase public access, involvement, and awareness of Salinas Valley Recycles activities, this monthly report keeps the Board apprised of communications with member agencies and regulators. The report has evolved over the years to also include a current and future event list to inform Board members and the public of community events and cleanups occurring in each member agency's service area.

ATTACHMENT(S) None



Report to the Board of Directors

Date: August 15, 2024
From: Elia Zavala, Contracts & Grants Analyst
Title: Tonnage and Diversion Report for the Quarter Ended June 30, 2024

ITEM NO. 6

Finance and Administration
 Manager/Controller/Treasurer

General Manager/CAO

N/A

Authority General Counsel

RECOMMENDATION

Staff recommends that the Board accept this report. This item is provided to keep the Board apprised of the quarterly tonnage data which corresponds to the Authority's budget and the regional agency's annual AB 939 compliance reporting.

STRATEGIC PLAN RELATIONSHIP

This agenda item is a routine operational item and does not relate to the Board's Strategic Plan but does reflect on one of the Authority's key core values, "fiscal prudence".

FISCAL IMPACT

Tipping fees for landfill and diversion materials account for 64.9% of the quarter's revenue. For the quarter ending June 30, 2024, the Authority received \$4.8 million in tipping fees.

DISCUSSION & ANALYSIS

TONS LANDFILLED

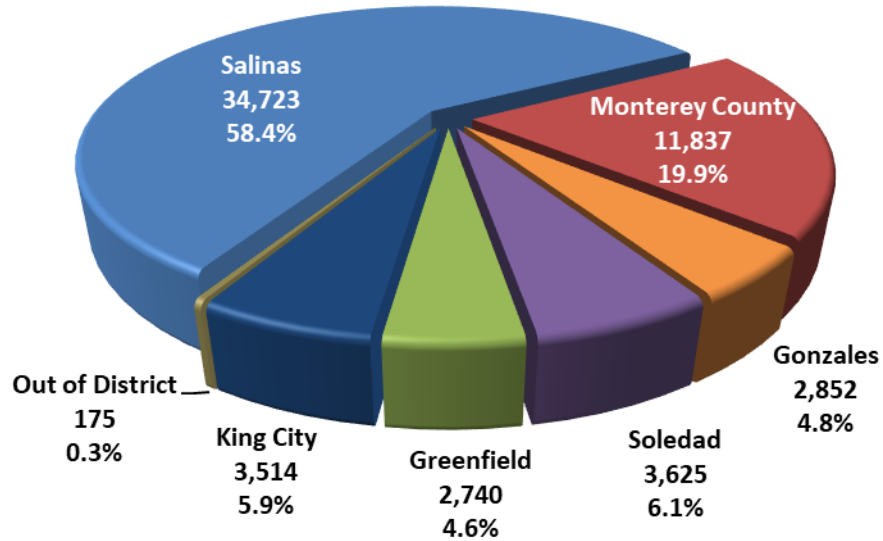
The Authority landfilled 59,291 tons of solid waste in the quarter ended June 2024. This resulted in a 1.1% decrease in landfilled waste from the same quarter of 2023.

<u>Service Area</u>	<u>Apr-Jun 2023 Tonnage</u>	<u>Apr-Jun 2024 Tonnage</u>	<u>Change in Tonnage</u>	<u>% Change</u>
Authority Service Area	59,967	59,291	-676	-1.1%
Out of District	59	175	116	196.6%
Total Landfilled	60,026	59,466	-560	-0.9%

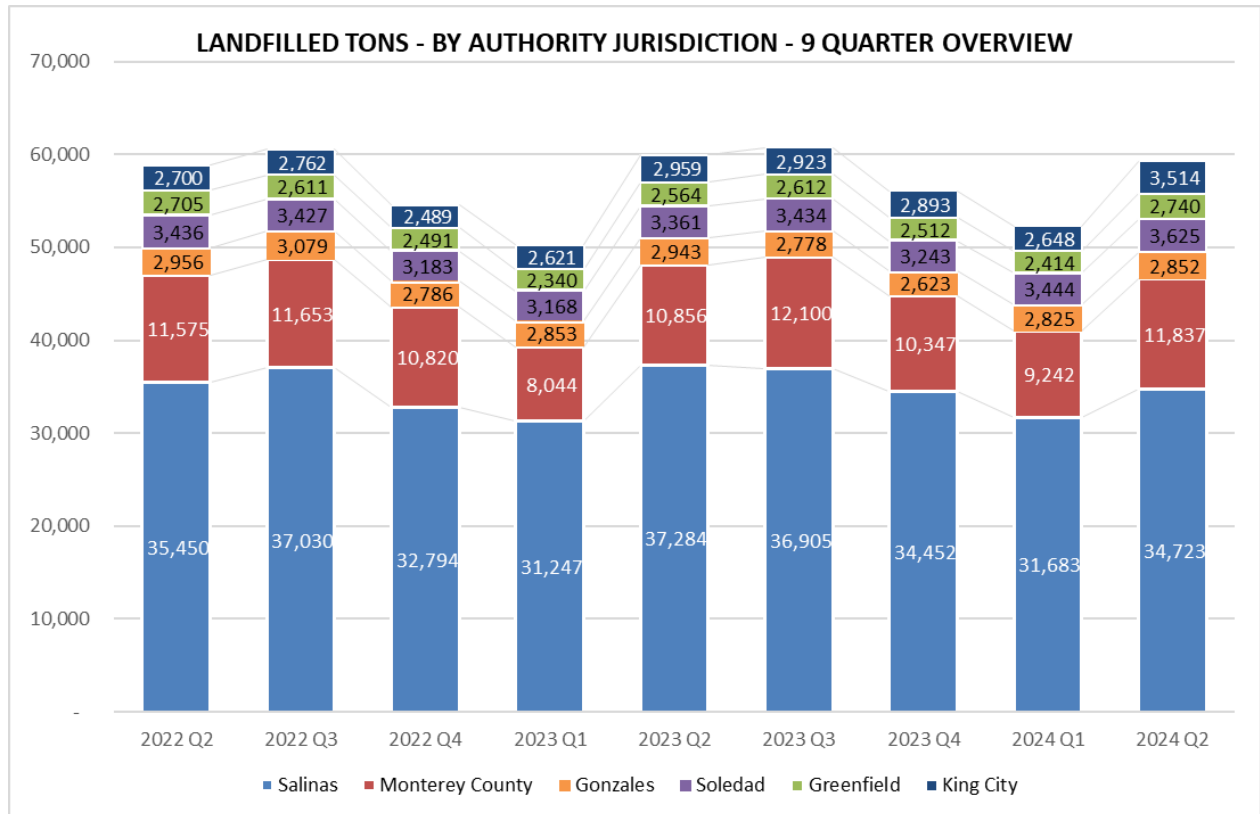
TONNAGE LANDFILLED BY ORIGIN

As noted in the chart below, the total landfilled waste for this quarter was made up of 58.4% from the City of Salinas, 19.9% from the County, and 21.4% from the south county cities. The 175 tons of self-hauled material from outside the service area made up 0.3%.

**LANDFILLED TONS - 59,466
BY ORIGIN FOR QUARTER ENDED JUNE 30, 2024**



The chart below shows landfilled tons by jurisdiction for the past nine quarters including three-year tonnage data for Quarter 2 (Apr-Jun).



TONNAGE PROCESSED AND DIVERTED SUMMARY

The table below summarizes the total tonnage processed and diverted for the quarter. Compared to the same quarter of the previous year, the total tons processed increased by 7.64% and diverted materials increased by 46.0%, resulting in a net decrease of 0.9% tons landfilled. Alternative Daily Cover (ADC), although a beneficial reuse material, is not shown as diverted material since it is ultimately landfilled.

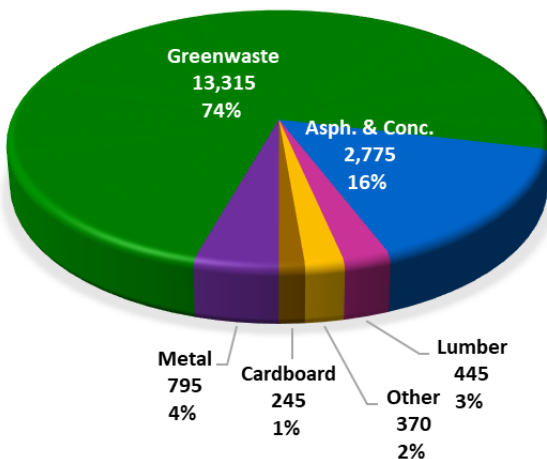
	Apr-Jun 2023		Apr-Jun 2024		Change in	%
	Tonnage	%	Tonnage	%	Tonnage	Change
Total Tons Processed	72,708		78,261		5,553	7.64%
Less Used for ADC	798	1.1%	851	1.1%	53	6.6%
Net Tons Processed	71,910		77,410		5,500	7.6%
Less Diverted Materials	9,427		13,760		4,333	46.0%
Less Beneficial Reuse	1,410		2,775		1,365	96.8%
JC market materials	380		749		369	97.1%
JR market materials	546		246		(300)	-54.9%
ML market materials	121		415		294	243.0%
Total Diverted Materials	11,884	16.3%	17,945	22.9%	6,061	51.0%
Total Landfilled	60,026	82.6%	59,466	76.0%	(560)	-0.9%

DIVERTED MATERIALS

The pie chart below illustrates the composition of the 17,945 tons of diverted materials for the quarter ended June 2024. Diversion does not include tons of construction & demolition material and biosolids, which are currently being used in the landfill as ADC. Included in the diversion chart are 1,410 tons of recyclables salvaged from the waste stream at Authority facilities and sent directly to market.



The table below provides a year-over-year comparison of diverted materials tonnage for the same quarter. The total diverted materials for this quarter resulted in a 16.8% increase over the same quarter of 2023, with increases in all materials, especially organics.

**QUARTER ENDED JUN 30, 2024
DIVERTED MATERIALS - 17,945**



	2023 Q2	2024 Q2	% Diff
Greenwaste	12,007	13,315	10.9%
Asphalt & Concrete	2,098	2,775	32.3%
Lumber	125	445	256.0%
Metal	322	370	14.9%
Cardboard	191	245	28.3%
*Other	625	795	27.2%
Total	15,368	17,945	16.8%

* Includes Mattresses, Tires, Mixed Rec, etc.

 <p>Report to the Board of Directors</p>	ITEM NO. 7
	N/A
	Finance and Administration Manager/Controller/Treasurer
Date: August 15, 2024	
From: Cesar Zuñiga, Assistant General Manager/Operations Manager	General Manager/CAO
Title: A Resolution Authorizing the Purchase of One (1) New 2025 589 Peterbilt Truck from Coast Counties Peterbilt of Salinas for the Transport Operations for an Amount of \$243,999.59	<u>R. Santos by E.T.</u> Authority General Counsel

RECOMMENDATION

Staff recommends approval of the resolution for the purchase of one (1) New 2025 589 Peterbilt truck for the Salinas Area Transfer Station transport services from Coast Counties Peterbilt of Salinas using the preferential competitive pricing offered through Sourcwell (formally known as National Joint Powers Alliance, NJPA).

STRATEGIC PLAN RELATIONSHIP

The purchase of the one (1) 2025 589 Peterbilt truck will assist the Authority in supporting its Objective to Maintain a High Performance and Flexible Workforce. The purchase of the 589 Peterbilt truck will be used by staff to transport materials from the Salinas Area Transfer Stations.

FISCAL IMPACT

The funding for the new 2025 589 Peterbilt will be coming from Capital Improvement Project (CIP) 9101. The CIP has a replacement budget of \$1,352,922 set aside. There are sufficient funds within the Capital Improvement Budget 9101 to fund the purchase of the one (1) 589 Peterbilt truck.

DISCUSSION & ANALYSIS

The Salinas Area Transfer Station serves the City of Salinas and North Monterey County residents. In July 2022 the Authority assumed the contract at the Madison Lane Transfer Station for transportation services. The Authority also transports out of the Jolon Transfer Station that serves the southern portion of Monterey County. If approved the new truck would be used to service both facilities as needed.

We reached out to Coast Counties Peterbilt of Salinas a member of Sourcwell (formally known as National Joint Powers Alliance, NJPA) which does government procurement on behalf of its members to receive contract pricing and eliminate the need to conduct a formal Request for Bids (RFB). The Authority was able to obtain the contracted 25% discount applied to the 2025 589 Peterbilt truck as a member of Sourcwell.

The purchase price of the 2025, 589 Peterbilt truck includes the wet kit needed to operate our walking floor trailers for an additional \$9,992. By having the wet kit installed by the dealer it allows the truck to be placed directly into service upon delivery.

The quote also includes three (3) fees associated with California Air Resources Board (CARB) and Advance Clean Truck (ACT) regulations. The first fee is a CARB State of Registration fee of \$9,000. The fee is applied to allow 2024 or newer trucks that are considered non-CARB compliant engines to be used. This is due to a CARB regulation that mandates the use of diesel engines that meet the 75% reduction of nitrogen oxides (NOx). Unfortunately, currently there is no engine manufacturer that meets this requirement, thus forcing all buyers of new diesel engine trucks to pay this fee to CARB.

The second fee is a CARB Emissions Warranty fee. The CARB 'Omnibus' regulation refers to a set of rules adopted by the California Air Resources Board (CARB) aimed at reducing emissions from heavy-duty engines and vehicles. The regulation requires manufacturers of heavy-duty diesel engines to comply with these more stringent NOx emission standards, amends in-use test procedures, and creates modifications to the durability demonstration. It also lengthens warranty and useful life periods and increases emissions data collection and reporting. The required extended warranty on emission adds an additional \$2,320 to the purchase price.

The third fee is associated with the Advanced Clean Truck (ACT) rule. The regulation requires a \$2,500 fee to be charged on new truck purchases.

The overall price of the new 589 Peterbilt truck was \$261,538 before the Sourcewell member discount of 25%, dropping the base price down to \$196,153 before the above-mentioned regulatory fees, wet kit installation, and sales tax. Bringing the final sales price to \$243,999.59. This is an increase of approximately 30% compared to the last Peterbilt purchased in January 2022.

BACKGROUND

On September 16, 2021, the Board of Directors authorized a Master Transportation Agreement (MTA) with Republic Services to provide transportation of materials destined for the Johnson Canyon Landfill. The agreement began on July 1, 2022. The purchase of one (1) 2025 589 Peterbilt truck will assist staff with transport efficiencies by replacing older units as required by the MTA. The trucks are scheduled for delivery during the Fourth Quarter 2024.

ATTACHMENT(S)

1. Resolution
2. Exhibit A – Quote

RESOLUTION NO. 2024 -

A RESOLUTION AUTHORIZING THE PURCHASE OF ONE (1) 2025 589 PETERBILT TRUCK FROM COAST COUNTIES PETERBILT OF SALINAS FOR THE TRANSPORT OPERATIONS FOR AN AMOUNT OF \$243,999.59

WHEREAS on September 16, 2021, the Board of Directors authorized lease with Republic Services to relocate the Authority's AB939 Services to the Madison Lane Transfer Station; and,

WHEREAS the Board of Directors authorized a Master Transportation Agreement with Republic Services effective July 1, 2022; and,

WHEREAS the Authority began transportation services at the Madison Lane Transfer Station on July 1, 2022; and,

WHEREAS the Authority is a member of Sourcewell (formally known as National Joint Power Alliance) which completes procurement and contract prices on behalf of its members to receive best overall pricing; and,

WHEREAS Coast Counties Peterbilt of Salinas provided competitive pricing via Sourcewell which included a twenty-five (25) percent reduction in price and availability for delivery scheduled fourth quarter 2024.

NOW THEREFORE BE IT RESOLVED, BY THE BOARD OF DIRECTORS OF THE SALINAS VALLEY SOLID WASTE AUTHORITY that the General Manager/CAO is hereby authorized and directed for, and on behalf of, the Salinas Valley Solid Waste Authority to purchase one (1) 2025 589 Peterbilt truck from Coast Counties Peterbilt of Salinas for Transport Operations, as attached hereto and marked "Exhibit A," and to carry out all responsibilities necessary.

PASSED AND ADOPTED by the Board of Directors of the Salinas Valley Solid Waste Authority at the meeting duly held on the 15th day of August 2024, by the following vote:

AYES: BOARD MEMBERS:

NOES: BOARD MEMBERS:

ABSENT: BOARD MEMBERS:

ABSTAIN: BOARD MEMBERS:

Anthony Rocha, Board President

ATTEST:

APPROVED AS TO FORM:

Erika J. Trujillo, Clerk of the Board

Roy C. Santos, Authority General Counsel



COAST COUNTIES TRUCK & EQUIPMENT CO.

DBA: COAST COUNTIES PETERBILT



MAIN OFFICE
1740 N. 4TH, SAN JOSE CA 95112
P.O. BOX 757, SAN JOSE, CA 95106
PHONE (408) 453-5510 FAX (408) 453-7637



www.coastcounties.com

August 6, 2024

Cesar Zuniga

Salinas Valley Solid Waste Authority

126 Sun St

Salinas, CA 93901

Dear Cesar,

Thank you for your recent interest in Coast Counties Truck & Equipment and our line of Peterbilt conventional trucks In accordance to Sourcwell (formerly NJPA) Contract 0609 20-PM C, we are pleased to provide our proposal for (Qty 1-3) 2025 model year Peterbilt 589 walking floor tractors for your consideration **PRICE PENDING CARB COMPLIANT ENGINE AVAILABILITY. PROPOSAL DOES NOT GUARANTEE PRICING OR AVAILABILITY FOR ANY SPECIFIED TIMELINE DUE TO STRINGENT CARB EMISSIONS REGULATIONS. PRICING AND AVAILABILITY SUBJECT TO CHANGE AT ANY TIME BEFORE PO IS RECEIVED**

2025 Peterbilt 589 Three Axle Tractor

Total Peterbilt List Price	\$261,538.00
25% Sourcwell Contract Discount	<\$65,385.00>
Sourcwell Price for Peterbilt 589 Chassis	\$196,153.00

Sourced Items

Wet kit for walking floor	\$9,992.00
DMV Doc Fee	\$85.00
Extra Pre-Delivery Inspection Truck	\$2,000.00
Detail	\$500.00
Engine CARB State of Registration	\$9,000.00
ACT (Advanced Clean Truck) Credit	\$2,500.00
SmartLINQ and Prognostic Connection Fee	\$971.00
CARS Emissions Warranty	\$2,320.00
CA Tire Tax	\$17.00
Sales Tax @9.25%	\$20,461.09
Total Sourced Items (includes sales tax)	\$51,146.59
Total Delivered Price per Unit	\$243,999.59

•items not subject to sales tax

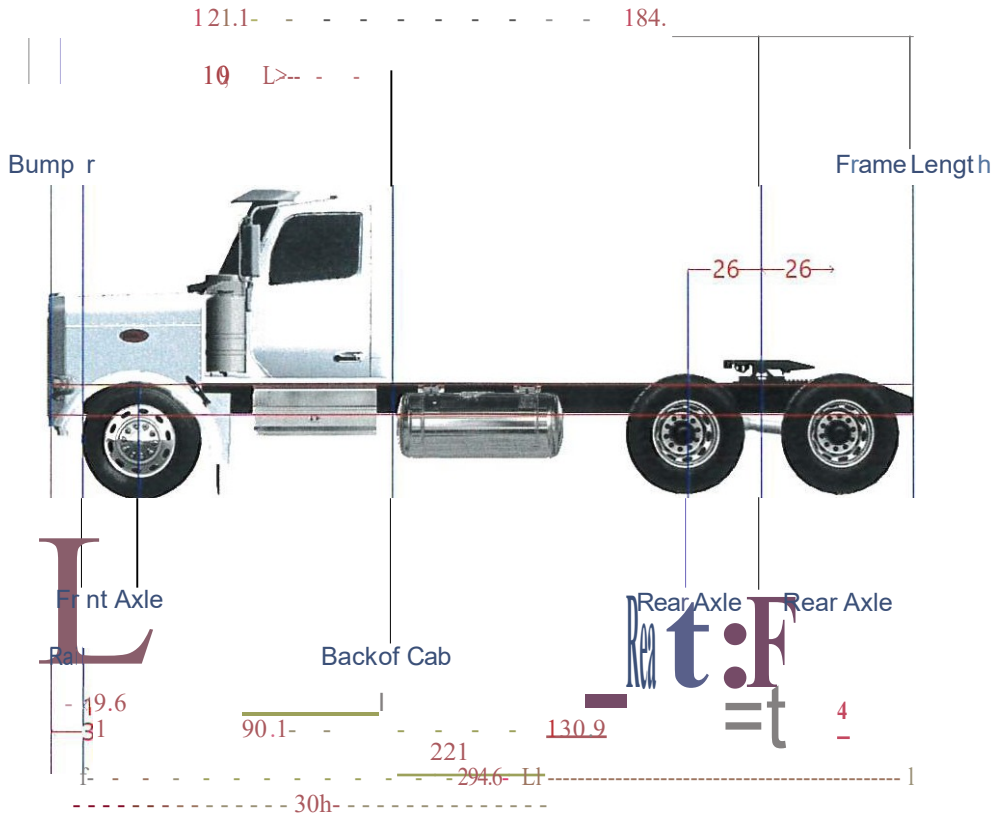
FOB COAST COUNTIES PETERBILT, SALINAS, CA

Thanks again for considering Coast Counties Truck and Equipment under the Sourcwell Contract, and please let me know if I can be of further assistance.

Sincerely,

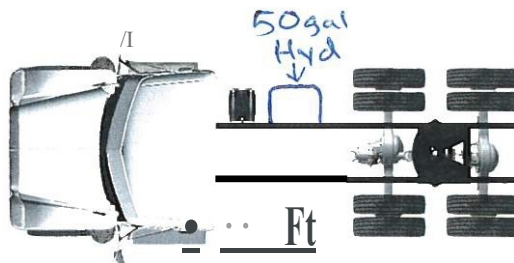
Dane Lamanna

HORIZONTAL DIMENSIONS



Dimension	Measurement	Start	End
Axle Spacing	52	195	247
Bumper to Back of Cab	121.1	-31	90.1
Bumper to Front Axle	31	-31	0
Bumper to Front Frame	113.6	-31	196.4
Cab to End of Frame	18'1.9	90.1	275
Cab to Rear Axle	130.9	90.1	221
Effective Bumper to Back Of Cab	121	-31	90.1
Frame length	294.6	-19.6	275
Front Axle to Back of Cab	90.1	0	90.1
Front of Frame to Axle	19.6	-19.6	0
Load Space	18.9	90.1	275
Overall Length	306	-31	275
Overhang	84	221	275
Pusher Offset #1	0	195	221
Pusher Offset #2		195	221
Pusher Offset #3	0	195	221
Tag Offset	0	221	247
Wheelbase	221	0	221

FRAME LAYOUT



Not e . The image displayed IS rep rese ntati ve only It should not be construed asa layout diagram Dimensions an d co mponents are nol to scale

Sele*ted Options '11 ..!llJ, , , , ,

Sales Code	Description	Length	Side
	Aftertreatment Aluminium Non Slip Cab Entry	-1 - 3	
	26" Alum 50 Gal Hydraulic Tank RH BOX Additional		
	DFF Tank Medium 34 Gal		
	26" Aluminium 120 Gallon Fuel Tank LH BOX		Left
t(1 11 .J	Aluminium Battery Box Stylized LH U/C		



Coast Counties Truck (C505)
 920 Elvee Drive
 Salinas, California 93901

Salinas Valley Waste Authority
 128 Sun St Suite 101
 Salinas, California 93901
 United States of America

Dane Lamanna
Cell Phone:
Office Phone: (831)758-2441
Email: dlamanna@coastcounties.com

Cesar Zuniga

Vehicle Summary

Unit		Chassis	
Model:	Model 589 Traditional	Fr Axle Load (lbs):	13200
Type:	Tractor	Rr Axle Load (lbs):	40000
Description 1:	589 Walking Floor CARB	G.C.W. (lbs):	80000
Description 2:	CARB X15		
Application		Road Conditions:	
Intended Serv.:	Refuse/On-Highway	Class A (Highway)	100
Commodity:	Other Commodity	Class B (Hwy/Mtn)	0
		Class C (Off-Hwy)	0
		Class D (Off-Road)	0
Body		Maximum Grade:	6
Type:		Wheelbase (in):	221
Length (ft):	0	Overhang (in):	54
Height (ft):	0	Fr Axle to BOC (in):	90.1
Max Laden Weight (lbs):	0		
		Cab to Axle (in):	130.9
		Cab to EOF (in):	184.9
		Overall Comb. Length (in):	696
Trailer		Special Req.	
No. of Trailer Axles:	3		
Type:	Semi-End Dump		
Length (ft):	40		
Height (ft):	8		
Kingpin Inset (in):	36		
Corner Radius (in):	2		
Restrictions			
Length (ft):	40		
Width (in):	102		
Height (ft):	13.5		

Approved by: _____

Date: _____

Note: All sales are F.O.B. designated plant of manufacture.



Report to the Board of Directors

Date: August 15, 2024
From: Patrick Mathews, General Manager/CAO and Mandy Brooks, Resource Recovery Manager
Title: SWANA Legislative and Regulatory Update

ITEM NO. 8
N/A <hr/> Finance and Administration Manager/Controller-Treasurer
N/A <hr/> General Manager/CAO
N/A <hr/> Authority General Counsel

**THE ATTACHED PRESENTATION WILL BE
GIVEN AT THE MEETING**

ATTACHMENT

1. SWANNA Legislative Task Force, Tracked Legislation and Positions (as of July 22, 2024) letter.
2. Power Point Presentation



Legislative Task Force
CALIFORNIA CHAPTERS

2024 OFFICERS

Chair Chris Hanson, *County of Placer*
Vice Chair Curtis Larkin, *County of Fresno*
Treasurer Frank Caponi, *retired*
Secretary Sharon Green, *LA County Sanitation Districts*

Tracked Legislation and Positions (as of July 22, 2024)

The Legislature is on summer recess, returning August 5. August 31 is the last day for each house to pass bills. September 30 is the Governor's deadline to sign or veto bills.

AB 2 (Ward) Recycling: solar photovoltaic modules.

This measure implements a multi-pronged strategy for establishing a solar panel collection and recycling program. It would create separate programs for panels that are consumer-owned and not consumer-owned. Panels owned by consumers of all varieties would be managed by California's Covered Electronic Waste Recycling Program. Panels that are not consumer-owned would be managed by their owners. These panels typically fall into two categories: 1) panels owned by manufacturers and leased to a consumer, business, public agency, or utility, and 2) panels owned by a utility or related entity. Owners of these panels would be required to develop a plan, somewhat like that typical of an extended producer responsibility (EPR) program, that would outline how they would meet their obligation to properly manage and recycle their panels at the end of life.

Position: Support in Concept

Status: 2 Year Bill

AB 347 (Ting) Household product safety: toxic substances: testing and enforcement.

This bill requires the Department of Toxic Substances Control (DTSC) to adopt regulations to implement, interpret, or make specific perfluoroalkyl and polyfluoroalkyl substance (PFAS) restrictions in specified consumer products. Requires a manufacturer of a "covered product" to register with DTSC and provide the name and description of each covered product, an application registration fee, and a statement of compliance certifying that each covered product is in compliance with PFAS restrictions.

Position: Support if Amended

Status: Senate Appropriations Committee.

AB 457 (Aguiar-Curry) Beverage containers: recycling: redemption payment and refund value.

This bill would reduce the California Redemption Value (CRV) for box, bladder, or pouched wine or distilled spirits in the Beverage Container Recycling Program (BCRP).

Position: Neutral

Status: Senate Appropriations Committee.

AB 660 (Irwin) Food and Beverage Products: labeling: quality dates, safety dates, and sell by dates.

This bill would require, on and after July 1, 2026, a food manufacturer, processor, or retailer responsible for the labeling of food items for human consumption that chooses or is otherwise required by law, to display a date label to communicate a quality or safety date on a food item manufactured on or after July 1, 2026, to use one of the specified terms on the date label.

Position: Watch

Status: Senate Appropriations Committee.

LEGISLATIVE ADVOCATE

Priscilla Quiroz

Shaw Yoder Antwih Schmelzer & Lange, Inc. • 1415 L Street, Suite 1000, Sacramento, CA 95814 • (916) 446-4656 • Fax (916) 446-4318

[AB 863 \(Aguiar- Curry\) Carpet and flooring: recycling: producer responsibility organizations fines: succession: training.](#)

This bill replaces the existing carpet recycling program with a new extended producer responsibility (EPR) program for the collection, transportation, recycling, and safe and proper management of carpet, artificial turf, and other non-natural flooring types (resilient flooring) in California.

Position: Support

Status: Senate Appropriations Committee.

✓ [AB 1238 \(Ward\) Hazardous waste: solar panels](#)

This bill would add consumer-owned solar photovoltaic modules to the definition of covered electronic devices, thereby subjecting consumer-owned solar photovoltaic modules to the act. The bill, on and after January 1, 2030, would require a consumer or a service provider serving the consumer, including a developer or installer of a consumer-owned solar photovoltaic system, to pay a consumer-owned solar photovoltaic module recycling fee in an amount determined by CalRecycle upon the purchase of new consumer-owned solar photovoltaic modules. The bill would require all funds collected from the consumer-owned solar photovoltaic module recycling fee to be deposited into the Consumer-Owned Solar Photovoltaic Module Recycling Fee Subaccount, which the bill would establish within the Electronic Waste Recovery and Recycling Account. This bill would require CalRecycle, and would authorize DTSC, to adopt regulations to implement the provisions of the act related to consumer-owned solar photovoltaic modules.

Position: Support in Concept

Status: Senate Rules.

[AB 2236 \(Bauer-Kahan\) Solid waste: reusable grocery bags: standards: plastic film prohibition](#)

Eliminates the exemption of thicker plastic film bags from the state's single-use bag ban. Specifies the requirements for reusable bags and paper bags to be eligible for distribution and sale at stores.

Position: Support

Status: Senate Appropriations Committee.

• [AB 2311 \(Bennett\) Greenhouse Gas Reduction Fund: grant program: edible food.](#)

This bill would make edible food recovery activities – including the transportation of recovered edible food and the purchase or subscription to technology or software that improves the efficiency and tracking of edible food recovery – eligible for funding from a specified CalRecycle grant program. This bill would also require CalRecycle to consider the increased amount of edible food recovery capacity that a funded project would create when awarding grants pursuant to the bill.

Position: Support if Amended

Status: Senate Appropriations Committee.

• [AB 2346 \(Lee\) Organic waste reduction regulations: procurement of recovered organic waste products](#)

This bill makes numerous changes to recovered organic procurement requirements established through SB 1383 (Lara, 2016), including authorizing local jurisdictions to invest in various activities related to organic materials in lieu of procuring recovered organics, expanding what products are eligible for procurement credit, and making various other changes to the calculations used to establish procurement credits and targets.

Position: Support

Status: Senate Appropriations Committee.

- [AB 2514 \(Aguiar-Curry\) Solid waste: organic waste: diversion: hydrogen: biomethane](#)

This bill defines pyrolysis, requires CalRecycle to include hydrogen and pipeline biomethane converted from organic waste as eligible for procurement credit by local jurisdictions, and, in coordination with CARB, requires that projects with the greatest life-cycle benefits receive incentive funding prioritization.

Position: Support

Status: Senate Appropriations Committee.

- [AB 2648 \(Bennett\) Environmentally preferable purchasing: single-use plastic bottles](#)

Prohibits state agencies from purchasing single-use plastic bottles.

Position: Watch

Status: This measure is dead.

- [AB 2761 \(Hart\) Product safety: plastic packaging: Reducing Toxics in Packaging Act](#)

Prohibits, beginning January 1, 2026, a person from manufacturing, selling, offering for sale, or distributing in the state plastic packaging that contains any of the following: regulated perfluoroalkyl and polyfluoroalkyl substances (PFAS), Polyvinyl chloride (PVC) inclusive of polyvinylidene chloride (PVDC).

Position: Support

Status: This measure is dead.

- [AB 2902 \(Wood\) Organic waste: reduction regulations: exemptions.](#)

This bill makes changes to organic waste policy established under SB 1383 (Lara, 2016), including waiving rural jurisdiction from SB 1383 collection and procurement requirements until Jan 1, 2037, exempting bear bins from the collection bin lid color requirements, and authorizing creation of alternative programs for jurisdictions that generate 200,000 tons or less of solid waste.

Position: Support

Status: Senate Appropriations Committee

- [SB 615 \(Allen\) Vehicle traction batteries.](#)

This measure ensures battery suppliers are responsible for the end of life management of a vehicle traction battery once it is removed from a vehicle. Provides that all vehicle traction batteries in the state shall be recovered and when possible reused, repaired, repurposed, or remanufactured and eventually recycled at the end of their useful life. Require battery suppliers to develop and submit a battery management plan to CalRecycle and DTSC and establish requirements for the plan.

Position: Support in Concept

Status: Assembly Appropriations Committee

- [SB 707 \(Newman\) Responsible Textile Recovery Act of 2024.](#)

Establishes an extended producer responsibility (EPR) program for waste textiles.

Position: Support

Status: Assembly Appropriations Committee

[SB 972 \(Min\) Methane emissions: organic waste: landfills.](#)

This bill requires CalRecycle to provide technical assistance to local jurisdictions to help them meet state organic waste recycling requirements, and report to the Legislature on the state's progress toward meeting organic waste recycling targets.

Position: Support

Status: Assembly Appropriations Committee

[SB 1045 \(Blakespear\) Composting facilities: zoning](#)

Requires the Office of Planning and Research (OPR) to develop and post on their website a technical advisory on best practices to facilitate the siting of compost facilities and requires cities and counties to consider updating the land use element to identify areas where it may be appropriate for compost facilities to be an a lowable use.

Position: Watch

Status: Assembly Appropriations Committee

[SB 1046 \(Laird\) Organic waste reduction: program environmental impact report: composting facilities.](#)

This bill requires CalRecycle to develop a Program Environmental Impact Report (PEIR) for use in review of small- and medium-sized compost facilities under the California Environmental Quality Act (CEQA).

Position: Support and Suggest Amendments

Status: Assembly Appropriations Committee

[SB 1053 \(Blakespear\) Solid waste: reusable grocery bags: standards: plastic film prohib tion.](#)

Revises the state's single-use carryout bag ban to eliminate the distribution of thicker film plastic bags and limit the distribution of bags at the point of sale to recycled paper bags. Prohibits stores from selling reusable grocery bags to consumers unless they meet specified standards.

Position: Support

Status: Assembly Appropriations Committee

[SB 1066 \(Blakespear\) Hazardous waste: marine flares: producer responsibility](#)

Creates a producer responsibility program for marine flares with oversight from DTSC and requires DTSC to adopt regulations to implement the provisions of this bill with an effective date no later than January 1, 2027.

Position: Support

Status: Assembly Appropriations Committee

[SB 1113 \(Newman\) Beverage container recycling: pilot projects: extension](#)

This bill extends the sunset for seven years, through 2034, for specified Beverage Container Recycling pilot projects administered by CalRecycle and designed to improve opportunities for consumers to recycle bottles and collect redemption fees and to help the state achieve its litter reduction and recycling goals.

Position: Watch

Status: Assembly Appropriations Committee

- [SB 1143 \(Allen\) Household hazardous waste: producer responsibility.](#)

Establishes the Household Hazardous Waste Producer Responsibility Act of 2024 to require producers of household hazardous wastes (HHW) to develop an expanded producer responsibility (EPR) program for the purposes of providing a convenient collection and management system for HHW at no cost to residents or local governments.

Position: Support in concept

Status: Assembly Appropriations Committee

[SB 1175 \(Ochoa Bogh\) Organic waste: reduction goals: local jurisdictions: waivers](#)

This bill requires CalRecycle to consider alternatives to census tracts when deciding the boundaries of low-population and elevation waivers from the state's organic waste diversion requirements.

Position: Pending

Status: Assembly Appropriations Committee

[SB 1280 \(Larid\) Waste management: propane cylinders: reusable or refillable](#)

Prohibits the sale of propane cylinders that are not reusable or refillable on and after January 1, 2028.

Position: Support

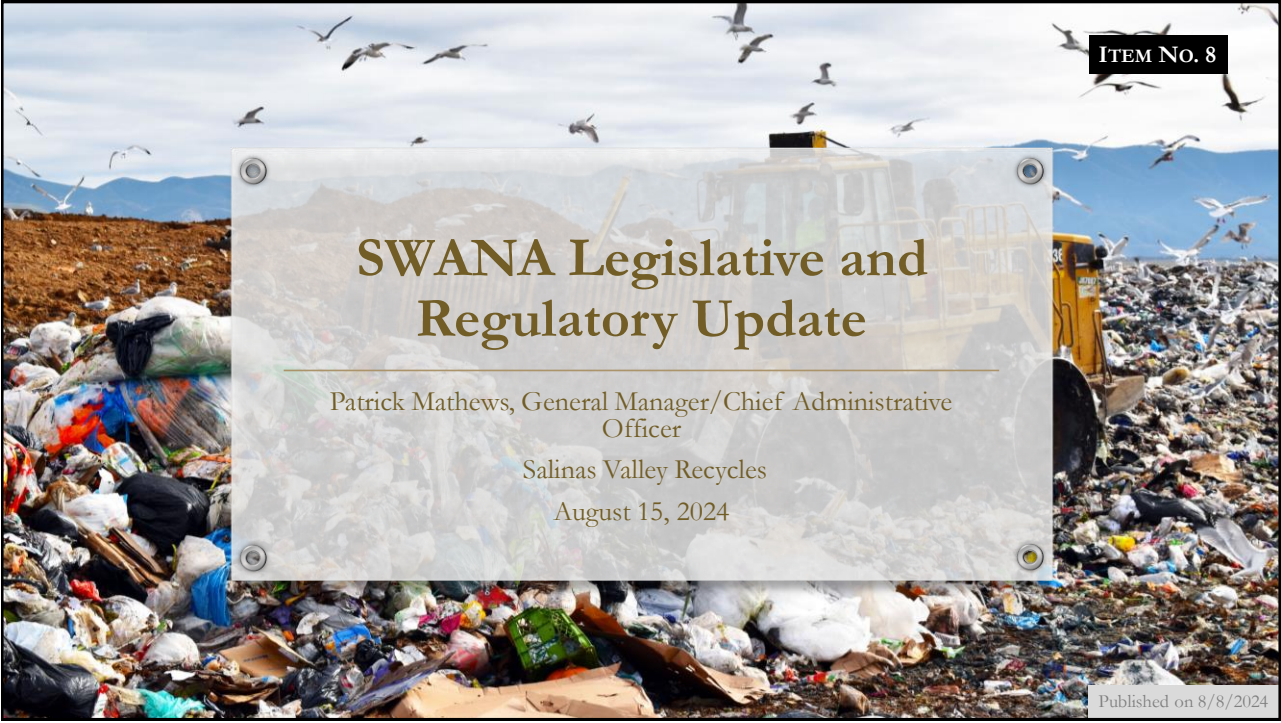
Status: Assembly Appropriations Committee

[SB 1359 \(Wilk\) Illegal Dumping](#)

This bill prohibits the dumping of waste matter and other specified materials on private property even with the owner's consent if a permit or license was required and not obtained.

Position: Support

Status: Assembly Public Safety. This measure is dead.



ITEM No. 8

SWANA Legislative and Regulatory Update

Patrick Mathews, General Manager/Chief Administrative Officer

Salinas Valley Recycles

August 15, 2024

Published on 8/8/2024

LEGISLATIVE TASK FORCE
TRACKED LEGISLATION (as of July 22, 2024)

Highlighted Legislation

- AB 2/AB 1238: Recycling Solar Photovoltaic Modules
- AB 2311: Expanded Grant Funding for Edibility for Edible Food Recovery
- AB 2346: Expanded options for jurisdictions to meet organic material procurement requirements under SB 1383
- AB 2514: Expands use of Pyrolysis for producing hydrogen and biomethane from organic waste

LEGISLATIVE TASK FORCE

TRACKED LEGISLATION (as of July 22, 2024)

Highlighted Legislation

- **SB 707:** Establishes Extended Producer Responsibility Program (EPR) for recovery of waste textiles
- **SB 1143:** Establishes Extended Producer Responsibility Program (EPR) for producers of Household Hazardous Waste
- **SB 54:** Regulatory overview and Update by Mandy Brooks

3

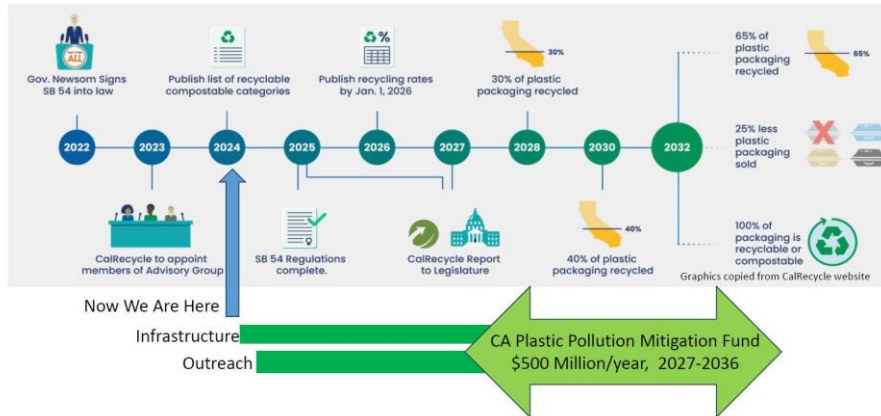
SB 54 PLASTIC POLLUTION PREVENTION & PACKAGING PRODUCER RESPONSIBILITY ACT

By 2032

Cut By	Recycle	Ensure
		
25%	65%	100%
Single-use plastic: <ul style="list-style-type: none">• Packaging and• Food ware	Of single-use plastic: <ul style="list-style-type: none">• Packaging and• Food ware	Of single-use: <ul style="list-style-type: none">• Packaging• Plastic food ware <p>Is recyclable or compostable</p>


4

SB 54 IMPLEMENTATION TIMELINE



5

QUESTIONS?



Patrick Mathews
 General Manager/CAO
 (831) 775-3000 | patrickm@svswa.org

6



Report to the Board of Directors

Date: August 15, 2024
From: Cesar Zuñiga, Asst. General Manager/Operations Manager
Title: Annual Tonnage and Operations Report for FY 2023-24


ITEM NO. 9
<hr/> N/A <hr/> Finance and Administration Manager/Controller-Treasurer
<hr/> N/A <hr/> General Manager/CAO
<hr/> N/A <hr/> Authority General Counsel

**THE ATTACHED PRESENTATION WILL BE
GIVEN AT THE MEETING**

ATTACHMENT

1. Power Point Presentation

Item No. 9



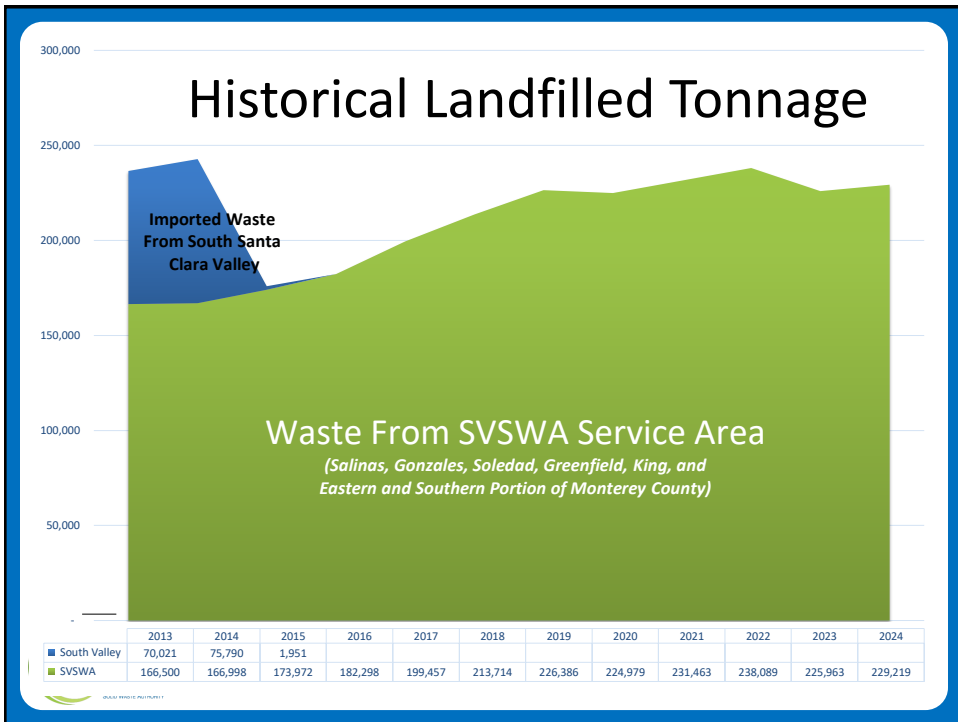
**Salinas Valley
Recycles.org**
SALINAS VALLEY
SOLID WASTE AUTHORITY

Annual Tonnage, Operation, and Environmental Compliance Report For FY 2023-24

Salinas Valley Solid Waste Authority
Board of Directors Meeting
August 15, 2024

Published on 8/8/2024

1



2

Authority Service Area Tons Processed 228,312 Tons

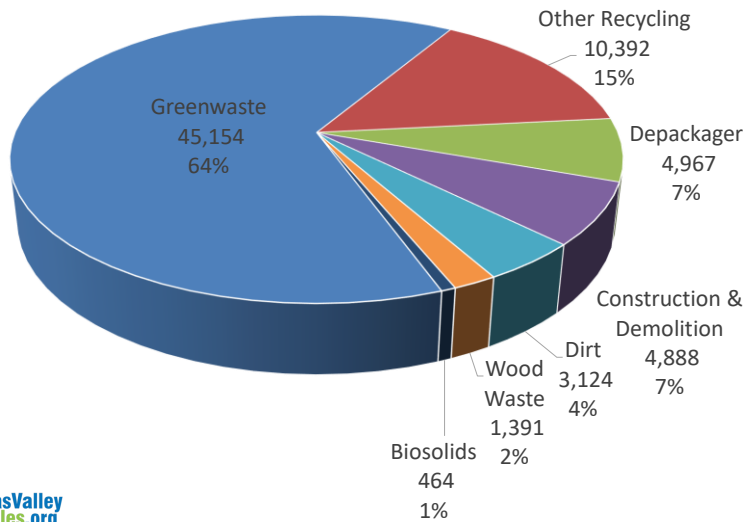
	Salinas	Monterey County	Soledad	King City	Greenfield	Gonzales	Total
Total Received	168,716	59,861	18,551	12,884	15,904	17,009	292,925
Less C&D (Used for ADC)	2,676	364	252	21	296	243	3,851
Less Biosolids (Used for ADC)	11	16	416	-	-	-	443
Less Dirt	1,181	894	71	-	99	93	2,339
Net Tonnage Received	164,848	58,587	17,812	12,863	15,509	16,673	286,293
Diverted Greenwaste	23,394	10,165	2,553	55	4,126	1,775	42,067
Diverted Depackager	3,285	600	8	-	-	570	4,462
Diverted Other	3,869	664	1,291	1,018	936	2,476	10,254
Diverted Wood Waste	133	35	36	158	55	605	1,022
Diverted HHW	130	4	3	8	1	29	176
Total Diverted	30,810	11,468	3,890	1,238	5,118	5,455	57,981
% Diverted	18.7%	19.8%	21.8%	9.6%	33.0%	32.7%	20.3%
Solid Waste Landfilled	134,038	47,119	13,922	11,625	10,390	11,218	228,312



*Data is for inbound tons. 907 tons from out of service area not included in table.
Facilities not operated by SVSWA are allocated based on tonnage received at Johnson Canyon

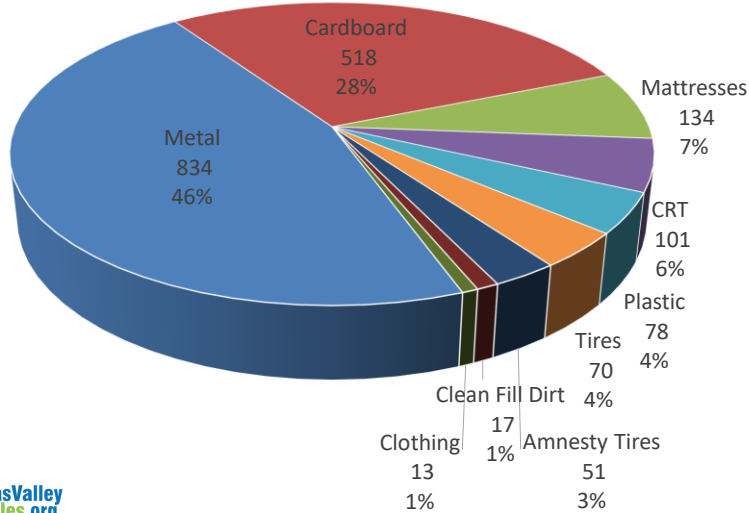
3

Diverted Tonnage by Commodity 70,379 Tons Accepted



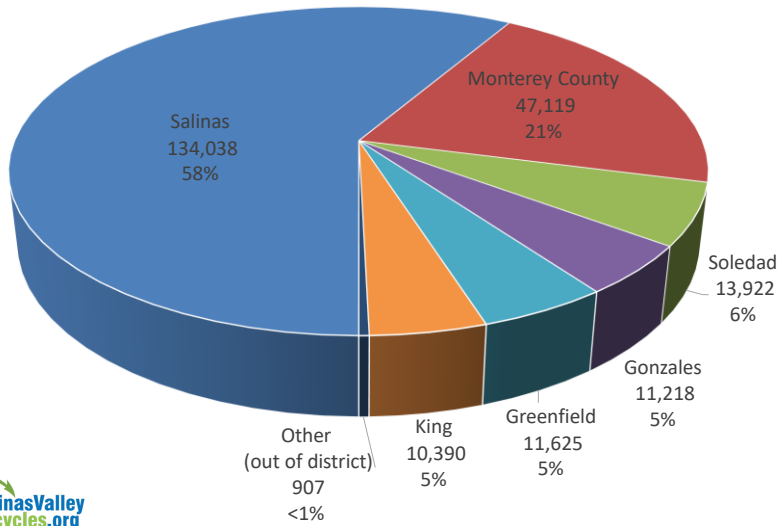
4

Additional Diversion 1,816 Tons



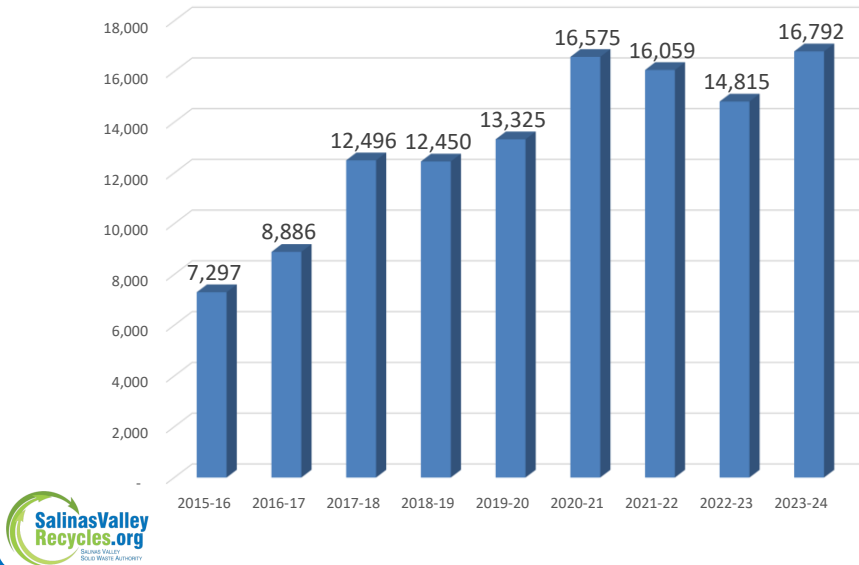
5

Tons Landfilled Origin 229,219 Tons



6

Jolon Road Transfer Station Trips



7

Jolon Road Transfer Station Tons



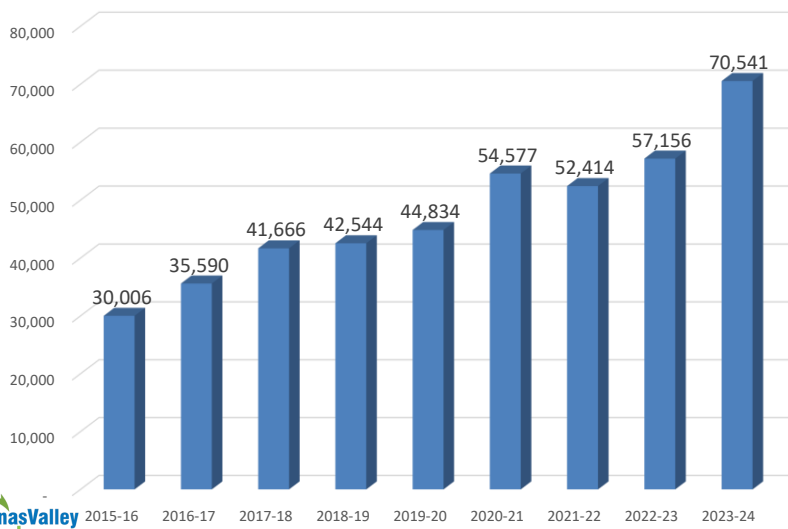
8

Johnson Canyon Landfill



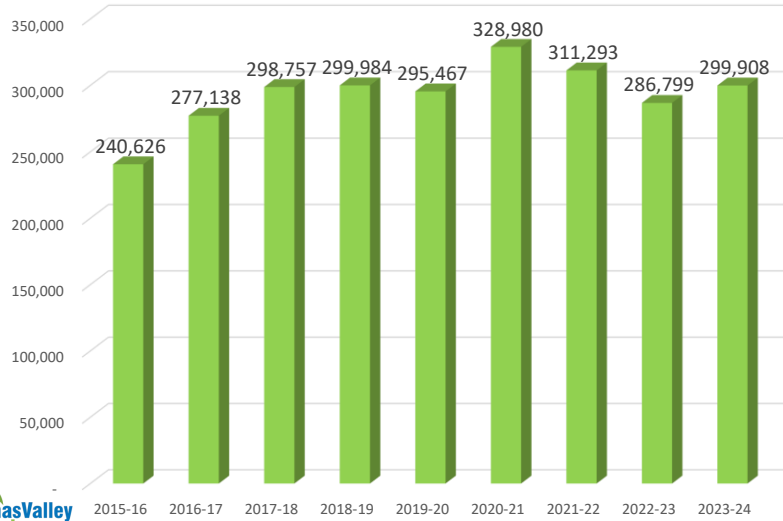
9

Johnson Canyon Landfill Trips




10

Johnson Canyon Landfill Tons



11

Questions?



12

SVR Agenda Item - View Ahead 2024

ITEM No. 10

	Sep	Oct	Nov	Dec	Jan	Feb
A	Employee of the Year Recognition				Election of Officers	
1	Minutes	Minutes	Minutes	Minutes	Minutes	Minutes
2	Claims/Financials (EC)	Claims/Financials (EC)	Claims/Financials (EC)	Claims/Financials (EC)	Claims/Financials (EC)	Claims/Financials (EC)
3	Member Agencies Activities Report	Member Agencies Activities Report	Member Agencies Activities Report	Member Agencies Activities Report	December 31 Cash & Investments Report	Member Agencies Activities Report
4	FY 2023-24 AB 939 Program Wrap Up / All Things AB 939 (EC)	September 30 Cash & Investments Report	Fund Balance Reserves (EC)		Member Agencies Activities Report	4th Qtr. Tonnage & Diversion Report
5	2023-24 Annual Report	2025 BD/EC Meetings Schedule	New Officers Nominating Committee		Annual County Used Oil Report	Recycling Recognitions
6	Capital Cost Estimate & Timeline (EC)	Audit Report Previous FY (EC)	5 & 10 Year Look Ahead (EC)		Mid-Year Budget Adjustment (EC)	FY 24-25 Preliminary Budget (EC)
7		Youth Council Introduction	<i>GM Evaluation (EC)</i>		Contract w/McGilloway, Ray, Brown & Kaufman	
8		Annual Marketing & Media Overview			Annual Employee Survey Results (EC)	
9		Succession Planning			FY 24-25 Budget Direction (EC)	
10		<i>GM Evaluation (EC)</i>			Operations and Environmental Compliance Update	
11						
12						
13						
14						

Consent
Presentation
Consideration
<i>Closed Session</i>

[Other] (Public Hearing, Recognition, Informational, etc.)
 (EC) Executive Committee
 (sp) Strategic Plan Item