

BAM!


POW!

GREEN TEAM HANDBOOK

YES!

WOW

NAME



AGENDA



INTRODUCTIONS

A - NAME GAME

V - WHO IS WALLY & WHAT IS A GREEN TEAM

D - GREEN TEAM HANDBOOK & DISCUSSION

V - WASTE SORTING VIDEO

V - GREEN TEAM SAFETY TRAINING

ACTIVITY ROTATION

*** ONLINE VIDEO GAME**

*** TRAY PREP ACTIVITY**

*** FOOD SORTING GAME**

A=Activity V=Video D=Discussion

GREEN TEAM CALL & RESPONSE



I SAY "GREEN", YOU SAY "TEAM"

1. L - GREEN GT - TEAM (QUIETER)

2. L - GREEN GT - TEAM (QUIETER)

3. L - GREEN GT - TEAM (QUIETER)

EVERYONE: SHHHHHHHH.... (SILENCE)



VIDEO 1 - WHO IS WALLY WASTE NOT AND WHAT IS A GREEN TEAM?

1. Wally takes care of our garbage, _____ and compost.
2. How many closed landfills does wally run? _____
3. What does Wally's brown arrow stand for? _____
4. A green team can help wally by showing other students how to sort their _____ scraps.

VIDEO 2 - GREEN TEAM WASTE SORTING VIDEO


1. AS a member of the green team, one of your responsibilities is to help other student sort their F_____D W_____E.
2. The first stop is the S_____ and Take Rack.
3. 2nd stop is Liquid Waste. Remember to remove your _____ before you pour!
4. Step 4 is Food scraps. X out things that DO NOT belong in the food scraps bin :
pizza spork strawberry wrappers straw napkin milk Cereal Hamburger
5. Step 5: last step; stack your _____.

VIDEO 3 - GREEN TEAM SAFETY TRAINING

1. How many times should you sing Happy Birthday while washing your hands?

2. What do gloves protect you from? _____
3. Stay at your assigned S_____N.
4. It is important not to touch your _____.
5. When you take off your gloves, be careful not to touch the
_____ with your bare hands.
6. Dirty gloves go in the _____.

TIPS FOR SUCCESS



- Always enforce the Waste Station Rules - even with your friends!
- You are there to help your fellow students, you are not there to do it for them!
- Be Caring - Treat others how you want to be treated
- Be Responsible - in your classwork, behavior & Green Team roles
- If you can't go to your green team shift, tell your adult leader right away.
- Be a positive role model to the other students
- Use lots of positive words of encouragement and praise
- Use positive redirection phrases to help teach when students don't get it right
- Make sure to take time to eat your own lunch
- Don't be afraid to ask for days off so you can have time to relax and play with your friends too
- Tell an adult right away if someone is disrespectful to you
- If you are having a problem, tell a trusted adult right away. Do not keep it inside.


WORD BANK

Save the Planet.




REDUCE: to make something smaller or use less, resulting in a smaller amount of waste

REUSE: find new ways to use things that otherwise would have been thrown out





RECYCLE: turning something old into something new

ROT: to decompose or decay. For us it means to turn your food scraps and yard waste into compost



COMPOST: a nutrient-rich soil that is created when organic materials like leaves, grass clippings, and food scraps are allowed to decompose. We recycle your food scraps to make compost.

FOOD WASTE or FOOD SCRAPS: Uneaten food, leftovers, pieces of food left from cooking. If it is made from or a piece of ingredients that once grew it goes in the food scraps (even if we don't usually eat that part!)



LANDFILL: a system of trash and garbage disposal in which the waste is buried between layers of earth

CONTAMINATION: to make dirty, polluted, or not usable by touching or by adding something to. What We mean is, NO trash in the food waste!

TRAY PREP

- The adults in the cafeteria should have the students sort their trays into three piles before they are dismissed to come to the waste sorting station.
- The three piles are: food scraps, share & take and trash



TALKING PROMPTS

DID EVERYONE WATCH THE VIDEOS IN CLASS ABOUT HOW TO SORT YOUR TRASH AND FOOD SCRAPS?

(GIVE THEM A LITTLE BIT OF TIME TO CONNECT WITH YOU!)
OH YEAH! SO COOL! WHAT DID YOU LEARN?

TO GET READY TO RECYCLE OUR FOOD SCRAPS, WE NEED TO GET OUR TRAY READY FIRST.

WHEN YOU ARE FINISHED EATING AND ARE WAITING TO BE DISMISSED,
YOU SHOULD SORT YOUR TRAY INTO **3 PILES**

PILE # 1 - FOOD SCRAPS - ANYTHING FOOD THAT IS OPEN, PARTS OF FOOD, FOOD YOU BIT OR LICKED IS ALL FOOD SCRAPS . TAKE ALL OF YOUR FOOD OUT OF THE WRAPPERS. PUT THE WRAPPERS IN THE TRASH PILE.

PILE # 2 - SHARE PILE - ANYTHING THAT YOU DIDN'T OPEN OR BITE CAN BE SHARED SO IF OTHER PEOPLE ARE STILL HUNGRY THEY CAN TAKE MORE

PILE # 3 - TRASH PILE - TAKE ALL FOOD OUT OF THE WRAPPERS. FOOD GOES IN THE FOOD SCRAPS PILE AND WRAPPERS GO IN THE TRASH PILE. FINISH ALL OF YOUR JUICE OR MILK. IF YOU ABSOLUTELY CAN'T FINISH YOUR DRINK, OPEN IT ALL THE WAY UP SO IT IS FAST TO POUR OUT. REMOVE YOUR STRAW. PUT ALL OF THE TRASH IN A PILE!

NOW YOU ARE ALL READY TO GO WHEN YOU ARE DISMISSED!

WASTE SORTING STATION



SORTING STATION RULES

Students Should:

1. Sort their tray before they are dismissed from the table!
2. Wait to be dismissed !
3. Always start at the beginning of the line at the share and take rack .
Starting in the middle is confusing for everyone!
4. Keep their hands and feet to themselves at all times!
5. Wait their turn!
6. Be helpful!
7. Not throw food. Food doesn't fly!
8. Treat others the way they would like to be treated!

POSITIVE WORDS

EXCELLENT WORK

super
duper



COOL!

AWESOME!

POW!

GOOD JOB!

YOU'ROCK

YES!

KEEP UP THE
GOOD WORK

SUPER!

AMAZING!

GREAT!
YOU DID IT!



YOU GOT THIS!

GREAT!
YOU DID IT!

POSITIVE REDIRECTION

Let's
Grow
Together

KEEP ON
TRYING

DON'T
WORRY. I
WILL HELP
YOU!

you
can
do it!

Let's do this!

TRY AGAIN

YES,
YOU CAN

TOMORROW
YOU CAN TRY
AGAIN

you've
GOT THIS

* Don't *
GIVE UP

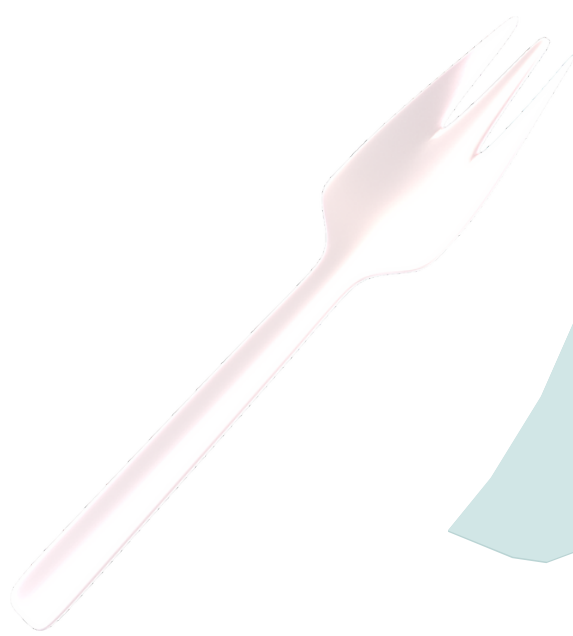

What is CONTAMINATION?

CON-TAM-I-NA-TION
NOUN



THE ACTION OR STATE OF MAKING OR BEING MADE IMPURE BY POLLUTING OR POISONING.

**Contamination for food scrap
bins is anything that is NOT FOOD!**

We want to
keep our
Food Scrap
bins **CLEAN!**
With **FOOD ONLY!**



common types of contamination



OTHER PROGRAMS

Mixed Recycling:
Paper, Cardboard, Metal,
glass & plastic.
We can help you set up a
program if your school
doesn't have one!


BARDIN WOLVES RECYCLE

WHAT GOES IN MIXED RECYCLING?

- PAPER
- CARDBOARD
- PLASTICS #1,2&5
- METAL
- GLASS

WHEN IN DOUBT THROW IT OUT (IN THE TRASH)!

**TELL YOUR TEACHERS THAT WE CAN COME DO
CLASSROOM PRESENTATIONS TOO!**



Meet Our Decomposers

One of our most popular programs is our school composting presentation. Students get to learn about different types of composting and they get to meet our live decomposers. This hands on experience exposes students to the positive attributes of our common garden critters and the reasons why composting is important for our planet.

Garden & Composting Assistance

Our staff would love to come and help you with starting a new garden or reviving a neglected garden. We can help with providing finished compost, composting containers and even donate worms to get you started.



Curriculum for all Grades

Our Teacher's Resources page on our website links you to many of our environmental partners from local, state and federal levels. These sites contain FREE award winning content that is sure to enrich your lessons!




**VISIT WALLY'S CAFETERIA AND PLAY A VIRTUAL
WASTE SORTING GAME
@ [SVSWA.ORG/SCHOOLS/SCHOOL-FOOD-WASTE/](https://svswa.org/schools/school-food-waste/)**



**COME PLAY GAMES, LISTEN TO BOOKS AND MUSIC AND WATCH
VIDEOS STARRING WALLY HIMSELF @ [SVSWA.ORG/KIDS-CORNER/](https://svswa.org/kids-corner/)**



**LEARN HOW TO RECYCLE YOUR FOOD SCRAPS AT HOME
@ [SVSWA.ORG/RESIDENTIAL/FOODSCRAPS/](https://svswa.org/residential/foodscraps/)**



MY GREEN TEAM LEADER IS:

I WILL FIND THEM IN ROOM:

IF I AM HAVING A PROBLEM I GO TO:

SARA PAPINEAU-BRANDT
831-775-3006
SARAPB@SVSWA.ORG

