

A close-up photograph of a large pile of food waste, including vegetable scraps, onion peels, and fruit peels, used as a background for the text.

# SB 1383

M u l t i f a m i l y   R e c y c l i n g





# AGENDA

- Who We Are & Designated Waste Haulers
- Regulations and Their Impact For You
- What Goes into The Green Carts
- Your Next Steps for Recycling Success
- Resources Available to You
- Contacts



**THROW  
YOUR  
FOOD  
SCRAPS  
IN THE  
GREEN  
CART**



# Do You Know Your Waste Hauler?



Carmel-by-the-Sea, Del Rey Oaks,  
Marina, Pacific Grove, Pebble  
Beach,  
Sand City, Seaside



King City &  
Unincorporated Monterey County



Monterey Disposal:  
City of Monterey



Salinas



**Tri-Cities Disposal & Recycling**

Greenfield, Soledad, Gonzales

# Mandatory Recycling Laws

## Affect You



### **Assembly Bill 341**

Implement mixed recycling for glass, metal, plastic, and paper



### **Assembly Bill 1826**

Implement organic recycling program (yard waste)



### **Senate Bill 1383**

- (1) Implement food scraps recycling program and;
- (2) Redirect edible food to those in need





## FOOD SCRAPS / YARD WASTE

Leftover Food Scraps, Fruit & Vegetables, Cooked Meat, Dairy, Grains, Culls, Grass Clippings, Tree Trimmings, Leaves, Etc

### Desperdicios de Comida y de Jardín

Sobras de Comida, Frutas y Vegetales, Carne Cocida, Productos Lácteos, Granos, Recortes de Arboles y Plantas



**FOOD SCRAPS  
& YARD WASTE**

## SB 1383: How to Recycle Food Scraps



- Grass
- Weeds
- Leaves
- Branches
- Plant / Flower Trimmings
- Small pieces of Natural Wood (Unpainted/ Untreated)
- Fruit + pits, rinds, & seeds
- Vegetables + seeds
- Dairy & eggshells
- Cooked meat & seafood + bones & shells
- Bread, grains, pasta, & nut shells
- Coffee grounds
- Spoiled & uneaten food



# What's NOT Accepted In The Carts

- Plastic or plastic bags
- Pet waste
- Garden hoses
- Paper - paper plates, towel, cups
- Broken Lawn Chairs
- Flower pots
- Pressure treated or painted wood
- Bioplastics - "compostable"



- Raw meat
- Liquids
- Fats, oils, grease
- Glass
- Metal
- Food Stickers
- Rubber bands
- Twist ties





# Next steps

## 1. Coordinate with Your Hauler



## 2. Educate Residents



## 3. Find Your Ambassador



## 4. Schedule Check-ins





# Resources Available To You

TOOLKIT FOR RECYCLING SUCCESS

EDUCATIONAL VIDEOS

BROCHURES

PROPERTY MANAGER TRAINING

DOOR-TO-DOOR TRAININGS

COMMUNITY TRAININGS

WASTE ASSESSMENTS





# Multifamily Toolkit For Recycling Success



## FOR OWNERS & MANAGERS

### ORGANICS & RECYCLING PROGRAM CHECKLIST

Use this checklist to ensure your organics & recycling programs are set up for success.



**TIP** Avoid contamination fees and missed collections by reviewing your programs every year.

#### Is my disposal area set up for success?

YES NO

- There is a food scraps & recycle cart next to every trash cart or dumpster..... ☐ ☐
- The waste area is well-maintained, and carts or dumpsters are not damaged or vandalized..... ☐ ☐
- Residents have received a resource list for bulky items, hazardous waste, etc..... ☐ ☐
- Property Manager has coordinated a yearly or more frequent bulky items pick-up for residents..... ☐ ☐

If you answered "NO" to any statement above, contact your waste hauler or Salinas Valley Recycles to discuss ways to improve your disposal area.

#### Is it easy for the residents to recycle?

YES NO

- All recycle carts are clearly labeled..... ☐ ☐
- There is signage on what to recycle near/behind the carts or dumpsters..... ☐ ☐
- All residents have received recycling information in the past 12 months..... ☐ ☐
- There are reminders on how to recycle correctly in community newsletters/spaces..... ☐ ☐

If you answered "NO" on any statement above, contact your waste hauler or Salinas Valley Recycles to discuss ways to improve your disposal area.

#### Do I need to make any adjustments to my service?

YES NO

- There are recyclables (ie: metal, clean paper) or food scraps in the trash..... ☐ ☐
- There is trash (ie: plastic bags, dog/cat poop) in the recycle and/or food scraps..... ☐ ☐
- The recycle and/or food scrap cart(s) are full before collection..... ☐ ☐
- The trash is less than 75% full before it is picked up..... ☐ ☐

If you answered "YES" on any statement above, contact your waste hauler to change your service levels.

For more information, contact:  
Salinas Valley Recycles  
(831) 775-3000  
[media@svswa.org](mailto:media@svswa.org)  
[svswa.org/residential/multifamily-recycling/](http://svswa.org/residential/multifamily-recycling/)

#SalinasValleyRecycles | SalinasValleyRecycles



### HOW TO SET UP YOUR DISPOSAL AREA

Avoid additional fees from contamination and missed collections by following these steps:

- 1** Carts or dumpsters are labeled  
Ensure all carts have their appropriate labels.
- 2** Equal access to all three streams  
Make sure all three carts or dumpsters (recycling, food scraps, and trash) are next to each other and equally easily accessible for residents use.

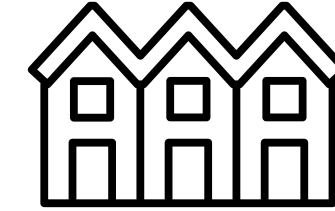


- 3** Check that signage is posted near/behind the carts or dumpsters.
- 4** Issues with carts or dumpsters  
If there are any broken or vandalized containers, please contact your waste hauler for replacements.
- 5** Continuing to have contamination issues?  
Contact us for help:  
Salinas Valley Recycles  
(831) 775-3000  
[media@svswa.org](mailto:media@svswa.org)  
[svswa.org/residential/multifamily-recycling](http://svswa.org/residential/multifamily-recycling)

#### TIP

Always keep your carts "married" so that recycling, trash, and food scraps are next to each other and not separated.

#SalinasValleyRecycles | SalinasValleyRecycles



## FOR RESIDENTS

### WELCOME TO YOUR NEW HOME!

Dear New Resident,

We take pride in creating a clean and healthy environment for everyone in the Salinas Valley (& beyond) and you can help by recycling correctly. Your property manager should gift you with a free recycling bin or bag. If not, reach out to them to inquire for one!

#### Why is it important to recycle correctly?

- Saving our natural resources,
- Reducing waste from our local landfill,
- Providing jobs to community members,
- Keeping recycling workers safe, and
- Supporting a healthy environment for future generations.

Doing it Right: Make sure your efforts don't go to waste by remembering these simple rules:

- **Know What Goes Where.** Visit [svswa.org/what-goes-where](http://svswa.org/what-goes-where) to learn more and download the free app.
- **Empty & clean** recyclables before placing them in the recycle bin (use 3 seconds of water total and put the lid back on!).
- **Don't bag recyclables!** Place loose recyclables into the bin.
- **If it Grows, it Goes!** All food scraps, including coffee grinds, coffee filters and tea bags, go into the green cart.



#### TIP

The ♻️ symbol does **NOT** always indicate that an item is recyclable. Double check if an item is recyclable at [svswa.org/what-goes-where](http://svswa.org/what-goes-where).

#SalinasValleyRecycles | SalinasValleyRecycles

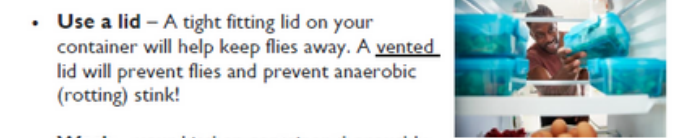


### TROUBLESHOOTING TIPS

Worried about the "ick" factor when collecting food scraps? We've listed a few effective ideas to help keep your food scraps program successful!



- **Use a kitchen container that works for you**, such as a kitchen pail. Or you can just repurpose an old container: large yogurt or ice cream tubs are a great no-cost option!
- **Freeze it** – Scraps can be stored in the freezer or refrigerator to avoid or reduce odors.



- **Use a lid** – A tight fitting lid on your container will help keep flies away. A vented lid will prevent flies and prevent anaerobic (rotting) stink!
- **Wash** – your kitchen container thoroughly with detergent as needed. Most containers are dishwasher safe as well!



- **Put fruit or melon scraps immediately** into your food and yard waste cart and cover.
- **Sprinkle baking soda** in your kitchen container to reduce odors.



# THROW YOUR FOOD SCRAPS IN THE GREEN CART

IT IS EASY TO REUSE  
YOUR OWN CONTAINERS  
TO COLLECT YOUR FOOD SCRAPS!



## FOOD SCRAPS KITCHEN CONTAINERS OPTIONS



### Ice cream Pails

Reuse your empty ice cream container  
to collect your food scraps



### Coffee Containers

Reuse your empty coffee container  
to collect your food scraps



### Yogurt Containers

Reuse your empty yogurt container  
to collect your food scraps

EMPTY  
FOOD SCRAPS  
IN THE GREEN  
CART  
& REUSE THE  
CONTAINER  
AGAIN AND  
AGAIN!



### FOR MORE INFORMATION

Scan the QR code or visit  
[salinasvalleyrecycles.org](http://salinasvalleyrecycles.org)  
(831) 775-3000



## Food Scraps

Desperdicios de Comida



### Fruits & Vegetables - Frutas y Vegetales



### Cooked Meat & Leftover Food - Carnes Cocidas & Desperdicios de Comida



### Grains - Granos



### Dairy - Lacteos



**NO PAPER, NO PLASTIC, NO METAL, NO GLASS**  
**NO PAPEL, NO PLASTICO, NO METAL, NO VIDRIO**



# TROUBLESHOOTING TIPS

Worried about the “ick” factor when collecting food scraps? We’ve listed a few effective ideas to help keep your food scraps program successful!



- **Use a kitchen container that works for you**, such as a kitchen pail. Or you can just repurpose an old container: large yogurt or ice cream tubs are a great no-cost option!
- **Freeze it** – Scraps can be stored in the freezer or refrigerator to avoid or reduce odors.
- **Use a lid** – A tight fitting lid on your container will help keep flies away. A vented lid will prevent flies and prevent anaerobic (rotting) stink!
- **Wash** – your kitchen container thoroughly with detergent as needed. Most containers are dishwasher safe as well!



- **Put fruit or melon scraps immediately** into your food and yard waste cart and cover.
- **Sprinkle baking soda** in your kitchen container to reduce odors.



Does Your Cart  
Look Like  
These? GREAT!



- Try adding yard waste, like weeds or grass, at the bottom
- Keep carts out of direct sunlight, if possible
- Keep lids **CLOSED**
- Encourage residents to use troubleshooting tips



## Recycling in the Salinas Valley

 Collecting Food Scraps at Home: For Kids

 Copy link



# RECYCLING FOOD SCRAPS AT HOME

Watch on  YouTube

### Playlist

6 Videos




Recycling Food Scraps at Home:... 1:38



Reciclando Sobras De Comida En C...



Recycling Food Scraps At Apartment...



Reciclando Sobras De Comida en Ap...

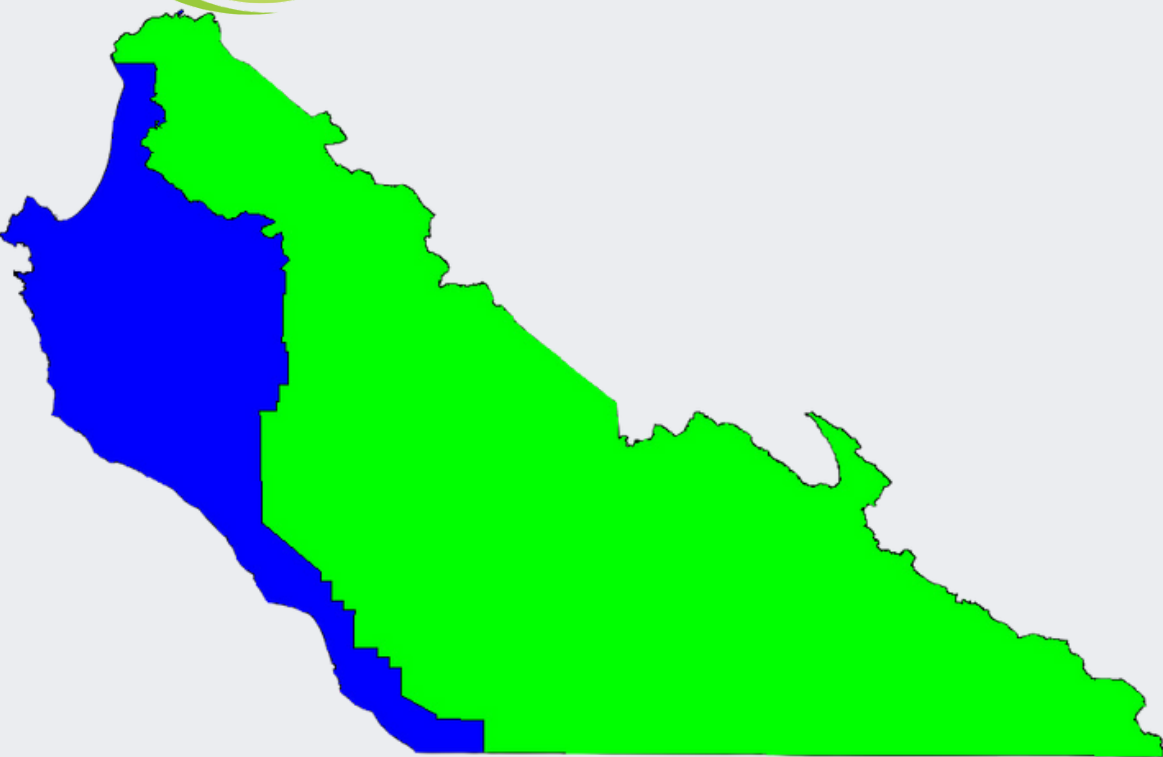


Recycling Food Scraps in Multifamily...



Reciclaje de Sobras de Comida en C...





# Contact your **Waste Hauler** to Start Service



Phone: 831- 920-6707

Email:

[peninsulacs@greenwaste.com](mailto:peninsulacs@greenwaste.com)

Website:

<https://www.greenwaste.com/seaside/>



Phone: 1-800-321-8226

Email: [cthornle@wm.com](mailto:cthornle@wm.com)

Website:

<https://www.wm.com/us/en/location/ca/monterey-county/trash-pickup-monterey-county-ca>



Phone: 831-372-7977

Email:

[info@montereydisposal.com](mailto:info@montereydisposal.com)

Website:

<http://www.montereydisposal.com/>



**Tri-Cities Disposal & Recycling**

Phone: 888-678-6798

Email: [Info@Tri-CitiesDisposal.com](mailto:Info@Tri-CitiesDisposal.com)

Website: <http://www.tri-citiesdisposal.com/>



Phone: 831-775-3840

Email: [Recycle831@republicservices.com](mailto:Recycle831@republicservices.com)

Website:

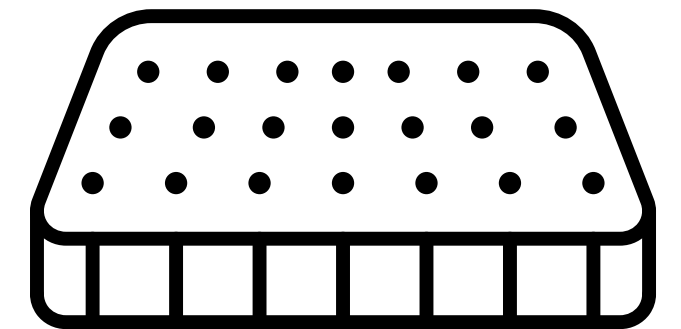
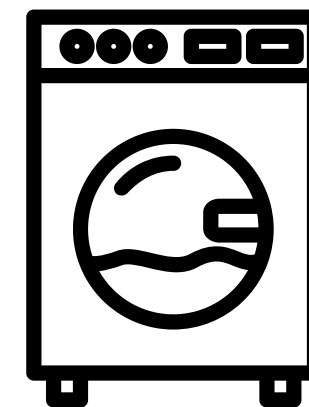

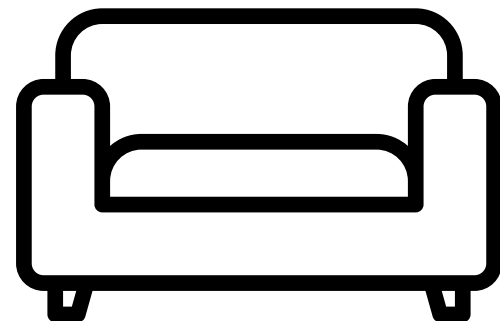
<https://www.republicservices.com/municipality/salinas-ca>





# Don't Get Dumped On During **Move Outs**

**Coordinate a Bulky Item Pick  
Up with Your Waste Hauler**







**THANK YOU**

M u l t i - F a m i l y   R e c y c l i n g