



A g e n d a
EXECUTIVE COMMITTEE
THURSDAY, June 7, 2018
4:00 p.m.

Conference Room
128 Sun Street, Suite 101, Salinas, California

CALL TO ORDER

ROLL CALL

| | |
|--------------------------|-------------------------------------|
| President | Simón Salinas (County of Monterey) |
| Vice President | Robert Cullen (City of King) |
| Alternate Vice President | Gloria De La Rosa (City of Salinas) |

GENERAL MANAGER AND DEPARTMENT MANAGER COMMENTS

COMMITTEE MEMBER COMMENTS

PUBLIC COMMENTS

Receive public communications from audience on items which are not on the agenda. Speakers are limited to three minutes at the discretion of the Chair.

CONSIDERATION ITEMS

1. [Minutes of May 3, 2018 Meeting](#)
 - A. Committee Discussion
 - B. Public Comment
 - C. Recommended Committee Action – Approval
2. [April 2018 Claims and Financial Reports](#)
 - A. Receive a report from Finance and Administration Manager Ray Hendricks
 - B. Committee Discussion
 - C. Public Comment
 - D. Recommended Committee Action – Forward to the Board and Recommend Approval
3. [A Resolution Approving the Disposal and Service Fees Effective July 1, 2018, Rescinding Resolution 2018-11 and Approving the Use of the Rate Stabilization Fund to Offset Green Waste Costs](#)
 - A. Receive a report from Finance and Administration Manager Ray Hendricks
 - B. Committee Discussion
 - C. Public Comment
 - D. Recommended Committee Action – Provide Input and Forward the Committee's Recommendation to the Board for Consideration
4. [Monterey County Litter Abatement Funding Request](#)
 - A. Receive a report from General Manager/CAO Patrick Mathews
 - B. Committee Discussion
 - C. Public Comment
 - D. Recommended Committee Action – Provide Input and Forward the Committee's Recommendation to the Board for Consideration
5. [Update on Long-Term Facility Needs Project Environmental Impact Report and other Due Diligence Studies/Activities](#)
 - A. Receive a verbal report from General Manager/CAO Patrick Mathews

- B. Committee Discussion
 - C. Public Comment
 - D. Recommended Committee Action – Provide Input and Forward to the Board
Recommending Approval
6. **[A Resolution Approving Temporary Increase in General Manager/CAO Spending Limits to Facilitate Ongoing Construction of Organics Infrastructure July/August 2018](#)**
- A. Receive a report from General Manager/CAO Patrick Mathews
 - B. Committee Discussion
 - C. Public Comment
 - D. Recommended Committee Action – Provide Input and Forward to the Board
Recommending Approval
7. **[Crazy Horse Landfill Satellite Organics Recovery Facility](#)**
- A. Receive a verbal report from General Manager/CAO Patrick Mathews
 - B. Committee Discussion
 - C. Public Comment
 - D. Recommended Committee Action – Provide Input and Forward to the Board
Recommending Approval

FUTURE AGENDA ITEMS

8. **[Future Agenda Items – View Ahead Calendar](#)**

ADJOURNMENT

This meeting agenda was posted at the Salinas Valley Solid Waste Authority office at 128 Sun Street, Suite 101, Salinas, on **Friday, June 1, 2018**. The Executive Committee will next meet in regular session on **Thursday, August 2, 2018, at 4:00 p.m.** Staff reports for the Authority Executive Committee meetings are available for review at 128 Sun Street, Suite 101, Salinas, California 93901, Phone 831-775-3000 and at **www.salinasvalleyrecycles.org**.

In compliance with the Americans with Disabilities Act, if you need special assistance to participate in the meeting, please contact Erika J. Trujillo, Clerk of the Board, at 831-775-3000. Notification 48 hours prior to the meeting will enable the Authority to make reasonable arrangements to ensure accessibility to this meeting (28 CFR Executive Committee to provide direction 35.102-35.104 ADA Title II)

**MINUTES OF MEETING
SALINAS VALLEY SOLID WASTE AUTHORITY
EXECUTIVE COMMITTEE
May 3, 2018**

DRAFT

CALL TO ORDER

President Salinas called the meeting to order at 4:00 p.m.

COMMITTEE MEMBERS PRESENT

| | |
|-------------------|--------------------------|
| Simón Salinas | President |
| Rob Cullen | Vice President |
| Gloria De La Rosa | Alternate Vice President |


STAFF MEMBERS PRESENT

Patrick Mathews, *General Manager/CAO*
Cesar Zuniga, *Asst. General Manager/
Operations Manager*
Ray Hendricks, *Finance and Administration
Manager*
Mandy Brooks, *Resources Recovery
Manager*

Brian Kennedy, *Engineering and Environmental
Compliance Manager*
Erika J. Trujillo, *Clerk of the Board*
Thomas Bruen, *General Counsel
(via telephone)*

ITEM NO. 1

Agenda Item



General Manager/CAO

N/A

General Counsel

GENERAL MANAGER AND DEPARTMENT MANAGER COMMENTS

(4:05) General Manager/CAO Mathews informed the Committee of an upcoming meeting related to the Gloria Road/Iverson Road repairs.

COMMITTEE COMMENTS

(4:06) Director De La Rosa commented on her participation at the Block Party event and informed the Committee of the upcoming Resource Fair event at El Gavilan School, requesting 150 reusable bags to distribute. Director Cullen informed the Committee that the May Board of Directors meeting conflicts with the first day of the Salinas Valley Fair, indicating he is scheduled to volunteer and therefore, will be unable to attend the Board meeting. Director De La Rosa expressed her concerns with the start time of the October Board of Director's Retreat meeting.

PUBLIC COMMENT

(4:12) None

CONSIDERATION ITEMS

1. Minutes of April 5, 2018, Meeting

(4:12)

Public Comment: None

Committee Action: Alternate Vice President De La Rosa made a motion to approve the minutes as presented. Vice President Cullen seconded the motion. The motion passed unanimously: 3-0.

2. March 2018 Claims and Financial Reports

(4:13) Finance and Administration Manager Hendricks provided a report on the Agency's finances, stating that expenditures are stable and comparable to last year with a slight increase in tonnage.

Public Comment: None

Committee Discussion: The Committee discussed the report.

Committee Action: Alternate Vice President De La Rosa made a motion to forward to the Board recommending approval. Vice President Cullen seconded the motion. The motion passed unanimously; 3-0

3. A Resolution Approving the Disposal and Service Fees Effective July 1, 2018, Rescinding Resolution 2018-11

(4:15) Finance and Administration Manager Hendricks presented the revised disposal and service fee schedule that included an adjustment to the AB 939 fees. Mr. Hendricks explained that the City of Salinas did not support the Organics processing agreement between the Authority and Republic Services for a phased in rate adjustment for the City of Salinas to equalize rates. He detailed the proposed increase amounts for each member agency to subsidize the shortfall of the Organics fee for the City of Salinas.

Public Comment: None

Committee Discussion: The Committee discussed the report with some member expressing their concerns about subsidizing for the City of Salinas.

Committee Action: Alternate Vice President De La Rosa made a motion to accept the report and forward the report to the Board for discussion. Vice President Cullen seconded the motion. The motion passed; 3-0

PRESENTATION(S)

4. 2016-19 Strategic Plan Goals and Six-Month Objectives through October 2018

(4:35) General Manager/CAO Mathews reviewed the final Strategic Plan Goals and Objectives matrix that included the objectives recommended by the Board at the April meeting.

Public Comment: None

Committee Discussion: The Board discussed the presentation.

Committee Action: Vice President Cullen made a motion to forward to the Board recommending approval. Alternate Vice President De La Rosa seconded the motion.

FUTURE AGENDA ITEMS

5. Agenda Items – View Ahead

(4:51) The committee reviewed the future items. Mr. Mathews explained the potential addition of an item related to the Gloria Road/Iverson Road repairs for the April Board meeting contingent on the outcome of his upcoming meeting.

ADJOURNMENT

(4:58) President Salinas adjourned the meeting.

APPROVED: _____
Simón Salinas, President

ATTEST: _____
Erika J. Trujillo, Clerk of the Board



Report to the Executive Committee

ITEM NO. 2

Finance and Administration
Manager/Controller-Treasurer

General Manager/CAO

N/A

General Counsel

Date: June 7, 2018

From: C. Ray Hendricks, Finance and Administration Manager

Title: April 2018 Claims and Financial Reports

RECOMMENDATIONS

Staff recommends acceptance of the April 2018 Claims and Financial Reports.

DISCUSSION & ANALYSIS

Please refer to the attached financial reports and checks issued report for the month of April for a summary of the Authority's financial position as of April 30, 2018. The following are highlights of the Authority's financial activity for the month of April.

Results of Operations (Consolidated Statement of Revenues and Expenditures)

For the month of April 2018, operating revenues exceeded expenditures by \$681,518. Fiscal year 2017-2018 to date operating revenue exceeded expenditures by \$5,012,628.

Revenues (Consolidated Statement of Revenues and Expenditures)

After ten months of the fiscal year, (83.33% of the fiscal year), revenues total \$18,341,308. or 96.7% of the total annual revenues forecast of \$18,974,750. April Tipping Fees totaled \$1,181,809. and for the year to date totaled \$11,778,042. or 96.9% of the forecasted total of \$12,158,750.

Operating Expenditures (Consolidated Statement of Revenues and Expenditures)

As of April 30, (83.33% of the fiscal year), year-to-date operating expenditures total \$13,328,681. This is 77.4% of the operating budget of \$17,213,200.

Capital Project Expenditures (Consolidated Grant and CIP Expenditures Report)

For the month of April 2018, capital project expenditures totaled \$129,765. \$72,501. was for JCLF groundwater wells and \$22,900. was for JCLF LFG wells.

Claims Checks Issued Report

The Authority's Checks Issued Report for the month of April 2018 is attached for review and acceptance. April disbursements total \$1,093,376.12 of which \$441,049.73 was paid from the payroll checking account for payroll and payroll related benefits.

Following is a list of vendors paid more than \$50,000 during the month of April 2018.

| Vendor | DESCRIPTION | Amount |
|--------------------------------|---|-----------|
| VISION RECYCLING INC | GREENWASTE & WOODWASTE PROCESSING | 66,336.82 |
| CARDLOCK FUELS SYSTEM, INC. | DIESEL FUEL | 55,036.97 |
| SALINAS PUMP CO | JCLF NEW WATER WELL | 71,536.26 |
| CA STATE BOARD OF EQUALIZATION | QUARTERLY BOE LANDFILL PAYMENTS & USE TAX | 82,036.40 |

Cash Balances

The Authority's cash position increased \$690,797.60 during April to \$26,432,457.91. Most of the cash balance is restricted, held in trust, committed, or assigned as shown below.

Restricted by Legal Agreements:

| | |
|-------------------------------------|--------------|
| Johnson Canyon Closure Fund | 4,090,975.22 |
| State & Federal Grants | 74,738.28 |
| BNY - Bond 2014A Payment | - |
| BNY - Bond 2014B Payment | - |
| BNY - Sub Pmt Cap One 2014 Eq Lease | - |
| GEO Deposit (CEQA) | (16,064.59) |

Funds Held in Trust:

| | |
|---|------------|
| Central Coast Media Recycling Coalition | 102,669.88 |
| Employee Unreimbursed Medical Claims | 4,702.80 |

Committed by Board Policy:

| | |
|---|--------------|
| AB939 Services | 1,018,487.95 |
| Designated for Capital Projects Reserve | 1,941,749.15 |
| Designated for Environmental Impairment Reserve | 861,776.73 |
| Designated for Operating Reserve | 861,776.73 |
| Expansion Fund (South Valley Revenues) | 8,259,780.85 |
| Salinas Rate Stabilization Fund | 24,324.06 |

Assigned by Budget:

| | |
|-------------------------------|--------------|
| Assigned for Capital Projects | 6,914,685.11 |
|-------------------------------|--------------|

| | |
|---------------------------|--------------|
| Available for Operations: | 2,292,855.74 |
|---------------------------|--------------|

| | |
|-------|----------------------|
| Total | <u>26,432,457.91</u> |
|-------|----------------------|

ATTACHMENTS

1. April 2018 Consolidated Statement of Revenues and Expenditures
2. April 2018 Consolidated Grant and CIP Expenditures Report
3. April 2018 Checks Issued Report



Salinas Valley Solid Waste Authority

Consolidated Statement of Revenues and Expenditure

For Period Ending April 30, 2018

| | CURRENT BUDGET | M-T-D REV/EXP | Y-T-D REV/EXP | % OF BUDGET | REMAINING BALANCE | Y-T-D ENCUMBRANCES | UNENCUMBERED BALANCE |
|-----------------------------------|-------------------|------------------|-------------------|----------------|----------------------|-----------------------|-------------------------|
| <u>Revenue Summary</u> | | | | | | | |
| Tipping Fees - Solid Waste | 12,158,750 | 1,181,809 | 11,778,042 | 96.9 % | 380,708 | 0 | 380,708 |
| Tipping Fees - Surcharge | 1,803,000 | 162,480 | 1,668,994 | 92.6 % | 134,006 | 0 | 134,006 |
| Tipping Fees - Diverted Materials | 1,942,800 | 167,132 | 2,109,364 | 108.6 % | (166,564) | 0 | (166,564) |
| AB939 Service Fee | 2,319,700 | 193,308 | 1,933,080 | 83.3 % | 386,620 | 0 | 386,620 |
| Charges for Services | 124,500 | 33,745 | 105,632 | 84.8 % | 18,868 | 0 | 18,868 |
| Sales of Materials | 244,000 | 80,670 | 335,269 | 137.4 % | (91,269) | 0 | (91,269) |
| Gas Royalties | 220,000 | 0 | 206,619 | 93.9 % | 13,381 | 0 | 13,381 |
| Investment Earnings | 162,000 | 65,010 | 196,222 | 121.1 % | (34,222) | 0 | (34,222) |
| Other Non-Operating Revenue | 0 | 1,716 | 8,087 | 0.0 % | (8,087) | 0 | (8,087) |
| Total Revenue | 18,974,750 | 1,885,870 | 18,341,308 | 96.7 % | 633,442 | 0 | 633,442 |
| <u>Expense Summary</u> | | | | | | | |
| Executive Administration | 443,200 | 31,825 | 285,148 | 64.3 % | 158,052 | 414 | 157,638 |
| Administrative Support | 501,680 | 37,921 | 377,413 | 75.2 % | 124,267 | 15,639 | 108,628 |
| Human Resources Administration | 195,110 | 14,960 | 141,585 | 72.6 % | 53,525 | 272 | 53,252 |
| Clerk of the Board | 168,600 | 9,591 | 119,324 | 70.8 % | 49,276 | 1,421 | 47,855 |
| Finance Administration | 754,610 | 41,613 | 477,429 | 63.3 % | 277,181 | 1,532 | 275,649 |
| Operations Administration | 454,050 | 23,552 | 269,782 | 59.4 % | 184,268 | 1,491 | 182,776 |
| Resource Recovery | 911,550 | 67,031 | 619,646 | 68.0 % | 291,904 | 252 | 291,652 |
| Marketing | 77,500 | 4,779 | 65,962 | 85.1 % | 11,538 | 11,108 | 429 |
| Public Education | 217,000 | 40,880 | 135,873 | 62.6 % | 81,127 | 55,350 | 25,777 |
| Household Hazardous Waste | 770,350 | 49,660 | 513,107 | 66.6 % | 257,243 | 4,396 | 252,848 |
| C & D Diversion | 170,000 | 1,200 | 104,675 | 61.6 % | 65,325 | 0 | 65,325 |
| Organics Diversion | 833,200 | 129,994 | 612,624 | 73.5 % | 220,576 | 179,576 | 41,000 |
| Diversion Services | 18,000 | 1,375 | 11,125 | 61.8 % | 6,875 | 0 | 6,875 |
| Scalehouse Operations | 555,950 | 40,751 | 458,254 | 82.4 % | 97,696 | 2,996 | 94,701 |



Salinas Valley Solid Waste Authority

Consolidated Statement of Revenues and Expenditure

For Period Ending April 30, 2018

| | CURRENT BUDGET | M-T-D REV/EXP | Y-T-D REV/EXP | % OF BUDGET | REMAINING BALANCE | Y-T-D ENCUMBRANCES | UNENCUMBERED BALANCE |
|-------------------------------------|-------------------|------------------|------------------|----------------|----------------------|-----------------------|-------------------------|
| JR Transfer Station | 347,450 | 30,928 | 263,456 | 75.8 % | 83,994 | 5,092 | 78,903 |
| JR Recycling Operations | 158,900 | 8,364 | 87,651 | 55.2 % | 71,249 | 0 | 71,249 |
| ML Transfer Station | 500,000 | 28,628 | 404,727 | 80.9 % | 95,273 | 95,273 | 0 |
| SS Disposal Operations | 844,050 | 64,744 | 761,550 | 90.2 % | 82,500 | 10,117 | 72,383 |
| SS Transfer Operations | 1,268,050 | 135,598 | 1,052,158 | 83.0 % | 215,892 | 30,884 | 185,008 |
| SS Recycling Operations | 724,850 | 56,620 | 510,661 | 70.5 % | 214,189 | 7,957 | 206,232 |
| JC Landfill Operations | 2,451,200 | 250,916 | 1,917,841 | 78.2 % | 533,359 | 205,368 | 327,991 |
| JC Recycling Operations | 340,800 | 17,186 | 194,573 | 57.1 % | 146,227 | 165 | 146,062 |
| Crazy Horse Postclosure Maintenance | 531,200 | 31,660 | 259,200 | 48.8 % | 272,000 | 63,767 | 208,234 |
| Lewis Road Postclosure Maintenance | 224,700 | 14,831 | 140,720 | 62.6 % | 83,980 | 25,771 | 58,210 |
| Johnson Canyon ECS | 304,600 | 32,490 | 210,990 | 69.3 % | 93,610 | 48,392 | 45,219 |
| Jolon Road Postclosure Maintenance | 221,200 | 1,427 | 156,800 | 70.9 % | 64,400 | 9,322 | 55,078 |
| Sun Street ECS | 127,900 | 10,243 | 74,666 | 58.4 % | 53,234 | 35,949 | 17,285 |
| Debt Service - Interest | 1,619,100 | 0 | 1,619,000 | 100.0 % | 100 | 0 | 100 |
| Debt Service - Principal | 1,229,900 | 0 | 1,229,866 | 100.0 % | 34 | 0 | 34 |
| Closure Set-Aside | 248,500 | 25,585 | 252,876 | 101.8 % | (4,376) | 0 | (4,376) |
| Total Expense | 17,213,200 | 1,204,351 | 13,328,681 | 77.4 % | 3,884,519 | 812,504 | 3,072,015 |
| Revenue Over/(Under) Expenses | 1,761,550 | 681,518 | 5,012,628 | 284.6 % | (3,251,078) | (812,504) | (2,438,574) |



Salinas Valley Solid Waste Authority

Consolidated Grant and CIP Expenditure Report

For Period Ending April 30, 2018

| | CURRENT BUDGET | M-T-D REV/EXP | Y-T-D REV/EXP | % OF BUDGET | REMAINING BALANCE | Y-T-D ENCUMBRANCES | UNENCUMBERED BALANCE |
|---|-------------------|------------------|------------------|----------------|----------------------|-----------------------|-------------------------|
| Fund 180 - Expansion Fund | | | | | | | |
| 180 9804 Long Range Facility Needs EIR | 446,982 | 1,550 | 84,130 | 18.8 % | 362,852 | 333,711 | 29,141 |
| 180 9806 Long Range Financial Model | 60,261 | 2,768 | 2,768 | 4.6 % | 57,493 | 0 | 57,493 |
| 180 9807 GOE Autoclave Final Project | 100,000 | 0 | 0 | 0.0 % | 100,000 | 0 | 100,000 |
| Total Fund 180 - Expansion Fund | 607,243 | 4,318 | 86,898 | 14.3 % | 520,345 | 333,711 | 186,634 |
| Fund 211 - Grants | | | | | | | |
| 211 9206 HHW HD25-15-0003 | 13,679 | 0 | 13,439 | 98.2 % | 240 | 0 | 240 |
| 211 9209 Tire Derived Aggregate 5-15-0004 | 66,373 | 0 | 3,329 | 5.0 % | 63,044 | 0 | 63,044 |
| 211 9213 Tire Amnesty 2017-18 | 62,832 | 238 | 26,261 | 41.8 % | 36,571 | 26,130 | 10,441 |
| 211 9214 Organics Program 2016-17 | 1,341,865 | 0 | 13,490 | 1.0 % | 1,328,375 | 0 | 1,328,375 |
| 211 9216 AB2766 Motor Vehicle Emission Redi | 379,335 | 0 | 0 | 0.0 % | 379,335 | 379,335 | 0 |
| 211 9247 Cal Recycle - CCPP | 76,499 | 690 | 3,090 | 4.0 % | 73,408 | 0 | 73,408 |
| 211 9251 Cal Recycle - 2015-16 CCPP | 45,052 | (9,807) | 12,217 | 27.1 % | 32,835 | 9,288 | 23,547 |
| 211 9252 Cal Recycle - 2016-17 CCPP | 61,955 | 10,550 | 14,726 | 23.8 % | 47,229 | 774 | 46,455 |
| Total Fund 211 - Grants | 2,047,590 | 1,670 | 86,554 | 4.2 % | 1,961,036 | 415,527 | 1,545,509 |
| Fund 216 - Reimbursement Fund | | | | | | | |
| 216 9802 Autoclave Demonstration Unit | 141,499 | 0 | 0 | 0.0 % | 141,499 | 0 | 141,499 |
| 216 9804 Long Range Facility Needs EIR | 221,126 | 0 | 41,065 | 18.6 % | 180,062 | 166,961 | 13,100 |
| Total Fund 216 - Reimbursement Fund | 362,625 | 0 | 41,065 | 11.3 % | 321,560 | 166,961 | 154,599 |
| Fund 800 - Capital Improvement Projects Fund | | | | | | | |
| 800 9103 Closed Landfill Revenue Study | 24,831 | 0 | 0 | 0.0 % | 24,831 | 0 | 24,831 |
| 800 9104 Organics System Expansion Study | 35,000 | 0 | 2,500 | 7.1 % | 32,500 | 0 | 32,500 |
| 800 9316 CH Corrective Action Program | 253,000 | 0 | 0 | 0.0 % | 253,000 | 0 | 253,000 |
| 800 9319 CH LFG System Improvements | 116,500 | 0 | 0 | 0.0 % | 116,500 | 0 | 116,500 |
| 800 9401 LR LFG Replacement | 16,563 | 320 | 13,284 | 80.2 % | 3,279 | 0 | 3,279 |
| 800 9402 LFG Well Replacement | 30,000 | 0 | 0 | 0.0 % | 30,000 | 0 | 30,000 |



Salinas Valley Solid Waste Authority

Consolidated Grant and CIP Expenditure Report

For Period Ending April 30, 2018

| | CURRENT BUDGET | M-T-D REV/EXP | Y-T-D REV/EXP | % OF BUDGET | REMAINING BALANCE | Y-T-D ENCUMBRANCES | UNENCUMBERED BALANCE |
|--|-------------------|------------------|------------------|----------------|----------------------|-----------------------|-------------------------|
| 800 9501 JC LFG System Improvements | 40,000 | 353 | 37,821 | 94.6 % | 2,179 | 0 | 2,179 |
| 800 9506 JC Litter Control Barrier | 68,179 | 6,374 | 49,572 | 72.7 % | 18,607 | 0 | 18,607 |
| 800 9507 JC Corrective Action | 100,000 | 0 | 0 | 0.0 % | 100,000 | 0 | 100,000 |
| 800 9508 JC Drainage Modifications | 35,000 | 0 | 0 | 0.0 % | 35,000 | 0 | 35,000 |
| 800 9509 JC Groundwater Wells | 140,008 | 72,501 | 79,651 | 56.9 % | 60,357 | 0 | 60,357 |
| 800 9510 JC LFG System (Vertical Wells) | 90,000 | (234) | 89,766 | 99.7 % | 234 | 0 | 234 |
| 800 9511 JC LFG System (Horizontal Wells) | 35,321 | 22,781 | 22,781 | 64.5 % | 12,541 | 0 | 12,541 |
| 800 9526 JC Equipment Replacement | 130,900 | 0 | 0 | 0.0 % | 130,900 | 0 | 130,900 |
| 800 9527 JC Module 7 Engineering and Constr | 3,500,000 | 12,275 | 12,275 | 0.4 % | 3,487,726 | 249,849 | 3,237,877 |
| 800 9528 JC Roadway Improvements | 2,218,937 | 0 | 0 | 0.0 % | 2,218,937 | 0 | 2,218,937 |
| 800 9529 JC Leachate Handling Sys | 39,531 | 0 | 39,531 | 100.0 % | 0 | 0 | 0 |
| 800 9601 JR Transfer Station Improvements | 85,362 | 0 | 0 | 0.0 % | 85,362 | 0 | 85,362 |
| 800 9602 JR Equipment Purchase | 47,997 | 0 | 0 | 0.0 % | 47,997 | 0 | 47,997 |
| 800 9701 SSTS Equipment Replacement | 449,352 | 5,927 | 310,560 | 69.1 % | 138,792 | 23,158 | 115,634 |
| 800 9703 SSTS Improvements | 63,834 | 3,479 | 3,479 | 5.5 % | 60,355 | 0 | 60,355 |
| Total Fund 800 - Capital Improvement Projects | 7,520,316 | 123,776 | 661,220 | 8.8 % | 6,859,096 | 273,007 | 6,586,090 |
| Total CIP Expenditures | 10,537,774 | 129,765 | 875,737 | 8.3 % | 9,662,038 | 1,189,207 | 8,472,831 |

Salinas Valley Solid Waste Authority
Checks Issued Report for 4/1/2018 to 4/30/2018

| Check # | Name | Check Date | Amount | Check Total |
|---------|---|------------|---|-------------|
| 20118 | AUTOZONE LLC. JC Vehicle Maintenance | 4/4/2018 | 62.77 | 62.77 |
| 20119 | COAST COUNTIES TRUCK & EQUIPMENT CO. SSTS Vehicle Maintenance | 4/4/2018 | 1,000.14 | 1,000.14 |
| 20120 | Comcast ANNUAL INTERNET SERVICE | 4/4/2018 | 284.71 | 284.71 |
| 20121 | GOLDEN STATE TRUCK & TRAILER REPAIR SSTS & JR Vehicle Maintenance SSTS & JR Vehicle Maintenance | 4/4/2018 | 92.70 1,597.08 | 1,689.78 |
| 20122 | GONZALES ACE HARDWARE JC & SSTS Supplies JC & SSTS Supplies JC & SSTS Supplies | 4/4/2018 | 36.52 13.52 8.10 | 58.14 |
| 20123 | GUARDIAN SAFETY AND SUPPLY, LLC SSTS Safety Supplies | 4/4/2018 | 209.72 | 209.72 |
| 20124 | HD SUPPLY CONSTRUCTION SUPPLY, LTD BRANCH #6186 SSTS Facility Improvements | 4/4/2018 | 244.89 | 244.89 |
| 20125 | HERC RENTALS INC. SSTS Equipment Rental | 4/4/2018 | 191.19 | 191.19 |
| 20126 | JOHN NAEGLER Medical DOT Renewal | 4/4/2018 | 150.00 | 150.00 |
| 20127 | MONTEREY BAY OFFICE PRODUCTS Admin Copier Machine | 4/4/2018 | 362.12 | 362.12 |
| 20128 | OFFICE DEPOT Admin, RR, JC, Scalehouse Office Supplies Admin, RR, JC, Scalehouse Office Supplies Admin, RR, JC, Scalehouse Office Supplies Admin, RR, JC, Scalehouse Office Supplies Admin, RR, JC, Scalehouse Office Supplies | 4/4/2018 | 405.74 57.29 390.72 12.16 19.11 | 885.02 |
| 20129 | ONE STOP AUTO CARE/V & S AUTO CARE, INC Ops Admin Vehicle Maintenance-Oil Change | 4/4/2018 | 93.23 | 93.23 |
| 20130 | SCS FIELD SERVICES CH & LR ENGINEERING SERVICES ALL SITES ROUTINE ENGINEERING SERVICES ALL SITES ROUTINE ENGINEERING SERVICES CH & LR ENGINEERING SERVICES | 4/4/2018 | 350.00 2,350.00 4,195.00 350.00 | 7,245.00 |
| 20131 | SKINNER EQUIPMENT REPAIR, INC. JR Equipment Maintenance | 4/4/2018 | 512.00 | 512.00 |
| 20132 | TOMMY DIAZ DOT Medical Card Renewal | 4/4/2018 | 150.00 | 150.00 |
| 20133 | TRI-COUNTY FIRE PROTECTION, INC. HHW Fire Extinguisher Maintenance | 4/4/2018 | 83.96 | 83.96 |

Salinas Valley Solid Waste Authority
Checks Issued Report for 4/1/2018 to 4/30/2018

| Check # | Name | Check Date | Amount | Check Total |
|---------|---|------------|--|-------------|
| 20134 | VEGETABLE GROWERS SUPPLY, INC. JC & SSTS Safety Supplies Raincoats JC & SSTS Safety Supplies Rain pants | 4/4/2018 | 70.85 36.21 | 107.06 |
| 20135 | VISION RECYCLING INC Greenwaste Contamination | 4/4/2018 | 1,125.00 | 1,125.00 |
| 20136 | ADMANOR, INC Media Campaign - Public Ed | 4/5/2018 | 7,599.95 | 7,599.95 |
| 20137 | AMERICAN SUPPLY CO. ALL SITES CUSTODIAL SUPPLIES | 4/5/2018 | 87.35 | 87.35 |
| 20138 | AT&T SERVICES INC MONTHLY TELEPHONE SERVICE | 4/5/2018 | 1,380.56 | 1,380.56 |
| 20139 | CA STATE BOARD OF EQUALIZATION 2017 USE TAX | 4/5/2018 | 12,686.00 | 12,686.00 |
| 20140 | CARDLOCK FUELS SYSTEM, INC. JC & SSTS Dyed Diesel JC & SSTS Dyed Diesel JC & SSTS Dyed Diesel JC & SSTS Dyed Diesel | 4/5/2018 | 1,352.41 620.86 2,661.65 469.70 | 5,104.62 |
| 20141 | CSC OF SALINAS/YUMA SSTS Vehicle Maintenance | 4/5/2018 | 841.46 | 841.46 |
| 20142 | CSU-MONTEREY BAY Supervisor Training Registration | 4/5/2018 | 1,080.00 | 1,080.00 |
| 20143 | EDGES ELECTRICAL GROUP, LLC SSTS Facility Maintenance | 4/5/2018 | 348.24 | 348.24 |
| 20144 | FULL STEAM STAFFING LLC JC & SSTS Contract Labor JC & SSTS Contract Labor JC & SSTS Contract Labor | 4/5/2018 | 798.00 3,292.70 1,431.68 | 5,522.38 |
| 20145 | GOLDEN STATE TRUCK & TRAILER REPAIR SSTS Vehicle Maintenance SSTS Vehicle Maintenance SSTS Vehicle Maintenance SSTS Vehicle Maintenance | 4/5/2018 | 185.59 3,414.67 221.45 1,967.30 | 5,789.01 |
| 20146 | **Void** | 4/5/2018 | - | - |
| 20147 | GRAINGER HHW & JC Facility Maintenance SSTS Vehicle Maintenance | 4/5/2018 | 396.95 1,016.31 | 1,413.26 |
| 20148 | GREEN RUBBER - KENNEDY AG, LP JC Maintenance | 4/5/2018 | 124.52 | 124.52 |
| 20149 | INTERNATIONAL INSTITUTE OF MUNICIPAL CLERKS Annual Membership | 4/5/2018 | 260.00 | 260.00 |
| 20150 | MANDY BROOKS Illegal Dumping Outreach Meeting | 4/5/2018 | 27.19 | 27.19 |

Salinas Valley Solid Waste Authority
Checks Issued Report for 4/1/2018 to 4/30/2018

| Check # | Name | Check Date | Amount | Check Total |
|---------|--|------------|------------------------------|-------------|
| 20151 | MANUEL PEREA TRUCKING, INC. ALL Sites Hauling Services ALL Sites Hauling Services ALL Sites Hauling Services | 4/5/2018 | 350.00 450.00 800.00 | 1,600.00 |
| 20152 | ONE STOP AUTO CARE/V & S AUTO CARE, INC RR Vehicle Maintenance | 4/5/2018 | 122.66 | 122.66 |
| 20153 | QUINN COMPANY SSTS Vehicle Maintenance SSTS Vehicle Maintenance SSTS Vehicle Maintenance | 4/5/2018 | 272.44 1,680.00 602.66 | 2,555.10 |
| 20154 | SKINNER EQUIPMENT REPAIR, INC. JC Equipment Maintenance | 4/5/2018 | 8,845.95 | 8,845.95 |
| 20155 | VALLEY FABRICATION, INC. SSTS Facility & Vehicle Maintenance | 4/5/2018 | 74.60 | 74.60 |
| 20156 | VISION RECYCLING INC MONTHLY GREENWASTE AND WOODWASTE PROCESSING | 4/5/2018 | 65,211.82 | 65,211.82 |
| 20157 | ADMANOR, INC Tire Amnesty Media Campaign | 4/12/2018 | 95.00 | 95.00 |
| 20158 | CALIFORNIA WATER SERVICE SSTS Water Service | 4/12/2018 | 99.35 | 99.35 |
| 20159 | CARDLOCK FUELS SYSTEM, INC. JR& SSTS Fuel JR& SSTS Fuel | 4/12/2018 | 3,829.33 1,779.10 | 5,608.43 |
| 20160 | CLARK PEST CONTROL, INC ADMIN BUILDING PEST CONTROL | 4/12/2018 | 93.00 | 93.00 |
| 20161 | CUTTING EDGE SUPPLY JC Equipment Repairs | 4/12/2018 | 3,258.84 | 3,258.84 |
| 20162 | FERGUSON ENTERPRISES INC #795 JC LFG Project 17/18 | 4/12/2018 | 1,340.96 | 1,340.96 |
| 20163 | FIRST ALARM All Sites building alarm services All Sites building alarm services All Sites building alarm services | 4/12/2018 | 158.88 497.19 187.29 | 843.36 |
| 20164 | FULL STEAM STAFFING LLC JC / SSTS Contract Labor | 4/12/2018 | 3,624.92 | 3,624.92 |
| 20165 | GOLDEN STATE TRUCK & TRAILER REPAIR SSTS Equipment Maintenance | 4/12/2018 | 932.67 | 932.67 |
| 20166 | GRAINGER HHW Spill Supplies | 4/12/2018 | 257.60 | 257.60 |
| 20167 | GREEN RUBBER - KENNEDY AG, LP JC Facility Maintenance JC Facility Maintenance | 4/12/2018 | 19.81 829.20 | 849.01 |

Salinas Valley Solid Waste Authority
Checks Issued Report for 4/1/2018 to 4/30/2018

| Check # | Name | Check Date | Amount | Check Total |
|---------|---|------------|--|-------------|
| 20168 | MANUEL PEREA TRUCKING, INC. JR Facility Maintenance | 4/12/2018 | 500.00 | 500.00 |
| 20169 | PHILIP SERVICES CORP HHW Material and Hauling Services | 4/12/2018 | 1,360.00 | 1,360.00 |
| 20170 | PROBUILD COMPANY LLC JC Facility & Equipment Maintenance | 4/12/2018 | 957.03 | 957.03 |
| 20171 | QUINN COMPANY JC, JR, & SSTS Equipment & Vehicle Maintenance JC, JR, & SSTS Equipment & Vehicle Maintenance JC, JR, & SSTS Equipment & Vehicle Maintenance JC, JR, & SSTS Equipment & Vehicle Maintenance JC, JR, & SSTS Equipment & Vehicle Maintenance JC, JR, & SSTS Equipment & Vehicle Maintenance SSTS Vehicle Maintenance SSTS Vehicle Maintenance JC, JR, & SSTS Equipment & Vehicle Maintenance | 4/12/2018 | 168.00 1,145.53 2,147.07 215.09 702.88 67.50 9,708.63 7,435.86 69.21 | 21,659.77 |
| 20172 | **Void** | 4/12/2018 | - | - |
| 20173 | SKINNER EQUIPMENT REPAIR, INC. HHW Equipment Maintenance | 4/12/2018 | 197.68 | 197.68 |
| 20174 | WRIGHT EXPRESS FINANCIAL SERVICES CORPORATION All Sites Fuel All Sites Fuel All Sites Fuel All Sites Fuel All Sites Fuel All Sites Fuel All Sites Fuel Vehicle Fuel | 4/12/2018 | 122.61 379.95 751.24 492.27 751.46 257.91 443.90 3,102.20 | 6,301.54 |
| 20175 | ADMANOR, INC FY 2017-18 CCRMC MARKETING Media Campaign - Marketing Media Campaign - Public Ed | 4/12/2018 | 3,072.73 744.25 5,644.83 | 9,461.81 |
| 20176 | AIR TOXICS LTD CH Facility Maintenance | 4/12/2018 | 1,193.00 | 1,193.00 |
| 20177 | AMERICAN SUPPLY CO. JC Ops Litter bags & HHW Supplies ALL SITES CUSTODIAL SUPPLIES | 4/12/2018 | 2,120.95 158.34 | 2,279.29 |
| 20178 | CALIFORNIA WATER SERVICE SSTS Water Service Monthly Water Service | 4/12/2018 | 664.40 287.12 | 951.52 |
| 20179 | CARDLOCK FUELS SYSTEM, INC. JC & SSTS Dyed Diesel JC & SSTS Dyed Diesel SSTS Dyed & Cleared Diesel JC & SSTS Dyed Diesel SSTS Equipment Maintenance SSTS Dyed & Cleared Diesel | 4/12/2018 | 4,839.91 1,375.33 823.00 241.13 120.00 2,055.20 | 9,454.57 |

Salinas Valley Solid Waste Authority
Checks Issued Report for 4/1/2018 to 4/30/2018

| Check # | Name | Check Date | Amount | Check Total |
|---------|--|------------|------------------------------|-------------|
| 20180 | CH2M HILL, INC Long Range Financial Model | 4/12/2018 | 2,768.25 | 2,768.25 |
| 20181 | COAST COUNTIES TRUCK & EQUIPMENT CO. SSTS Vehicle Maintenance | 4/12/2018 | 400.12 | 400.12 |
| 20182 | CSC OF SALINAS/YUMA SSTS, JC Vehicle Maintenance SS Equipment Maintenance Supplies | 4/12/2018 | 58.60 190.79 | 249.39 |
| 20183 | ERNEST BELL D. JR ADMIN, SSTS & JC JANITORIAL SERVICES ADMIN, SSTS & JC JANITORIAL SERVICES ADMIN, SSTS & JC JANITORIAL SERVICES | 4/12/2018 | 900.00 1,100.00 400.00 | 2,400.00 |
| 20184 | FEDEX Overnight Shipments | 4/12/2018 | 125.44 | 125.44 |
| 20185 | FIRST ALARM SSTS Building Alarm Services SSTS Building Alarm Services JC Scale Alarm Maintenance | 4/12/2018 | 43.50 490.98 132.90 | 667.38 |
| 20186 | FULL STEAM STAFFING LLC JC & SSTS Contract Labor JC & SSTS Contract Labor | 4/12/2018 | 1,007.65 1,935.50 | 2,943.15 |
| 20187 | GONZALES ACE HARDWARE JC Facility Maintenance | 4/12/2018 | 21.11 | 21.11 |
| 20188 | GRAINGER HHW Spill Supplies | 4/12/2018 | 4,290.04 | 4,290.04 |
| 20189 | GREEN VALLEY INDUSTRIAL SUPPLY, INC SSTS Facility Maintenance | 4/12/2018 | 29.27 | 29.27 |
| 20190 | JOHNSON ASSOCIATES JC Vehicle Supplies | 4/12/2018 | 248.87 | 248.87 |
| 20191 | KING CITY HARDWARE INC. JR Facility Maintenance | 4/12/2018 | 89.79 | 89.79 |
| 20192 | MANUEL PEREA TRUCKING, INC. JC Hauling Services | 4/12/2018 | 250.00 | 250.00 |
| 20193 | NEXTEL OF CALIFORNIA, INC SCALEHOUSE, SS & JR CELL PHONE SERVICES SCALEHOUSE, SS & JR CELL PHONE SERVICES SCALEHOUSE, SS & JR CELL PHONE SERVICES | 4/12/2018 | 80.07 33.03 183.46 | 296.56 |
| 20194 | OFFICE DEPOT Administration Office Supplies Admin Office Supplies | 4/12/2018 | 152.79 32.71 | 185.50 |
| 20195 | ONE STOP AUTO CARE/V & S AUTO CARE, INC Administration Vehicle Maintenance | 4/12/2018 | 300.79 | 300.79 |
| 20196 | PACIFIC GAS AND ELECTRIC COMPANY SSTS & HHW CNG FUEL SSTS & HHW CNG FUEL | 4/12/2018 | 103.88 300.49 | 404.37 |

Salinas Valley Solid Waste Authority
Checks Issued Report for 4/1/2018 to 4/30/2018

| Check # | Name | Check Date | Amount | Check Total |
|---------|---|------------|--|-------------|
| 20197 | PENINSULA MESSENGER LLC ALL SITES COURIER SERVICES | 4/12/2018 | 1,240.00 | 1,240.00 |
| 20198 | PROBUILD COMPANY LLC JC Facility & Equipment Maintenance JC Facility & Equipment Maintenance | 4/12/2018 | 5.18 21.84 | 27.02 |
| 20199 | SCOTT W GORDON Legal Services September 2017 - February 2018 Legal Services September 2017 - February 2018 | 4/12/2018 | 1,210.00 4,702.50 | 5,912.50 |
| 20200 | SCS FIELD SERVICES JC Non Routine Engineer Services | 4/12/2018 | 1,517.00 | 1,517.00 |
| 20201 | SIGNS.COM, INC. Recycling Station Flags | 4/12/2018 | 3,165.40 | 3,165.40 |
| 20202 | SKINNER EQUIPMENT REPAIR, INC. JC Equipment Maintenance | 4/12/2018 | 197.80 | 197.80 |
| 20203 | STURDY OIL COMPANY SSTS Vehicle Maintenance | 4/12/2018 | 155.03 | 155.03 |
| 20204 | TELCO AUTOMATION, INC. Telephone Server Upgrades and Repairs | 4/12/2018 | 3,705.61 | 3,705.61 |
| 20205 | TOYOTA MATERIAL HANDLING HHW Equipment Maintenance | 4/12/2018 | 116.00 | 116.00 |
| 20206 | TY CUSHION TIRE, LLC SSTS Equipment Maintenance JD 210E | 4/12/2018 | 1,320.74 | 1,320.74 |
| 20207 | VALLEY PACIFIC PETROLEUM SERVICES, INC. JC Equipment Diesel | 4/12/2018 | 493.46 | 493.46 |
| 20208 | WESTERN EXTERMINATOR COMPANY JC & SS EXTERMINATOR SERVICES | 4/12/2018 | 514.00 | 514.00 |
| 20209 | CARDLOCK FUELS SYSTEM, INC. SSTS Dyed & Clear Diesel SSTS Dyed & Clear Diesel JC Dyed Diesel JC Dyed Diesel | 4/12/2018 | 2,130.24 895.40 1,857.84 326.40 | 5,209.88 |
| 20210 | COAST COUNTIES TRUCK & EQUIPMENT CO. SSTS Vehicle Maintenance SSTS Vehicle Maintenance | 4/12/2018 | 870.49 607.29 | 1,477.78 |
| 20211 | GOLDEN STATE TRUCK & TRAILER REPAIR SSTS Vehicle Maintenance SSTS Vehicle Maintenance SSTS Vehicle Maintenance | 4/12/2018 | 259.55 1,002.85 144.20 | 1,406.60 |
| 20212 | GREEN RUBBER - KENNEDY AG, LP SSTS Facility Maintenance | 4/12/2018 | 269.37 | 269.37 |
| 20213 | GREEN VALLEY INDUSTRIAL SUPPLY, INC SSTS Equipment Maintenance | 4/12/2018 | 74.08 | 74.08 |

Salinas Valley Solid Waste Authority
Checks Issued Report for 4/1/2018 to 4/30/2018

| Check # | Name | Check Date | Amount | Check Total |
|---------|---|------------|----------|-------------|
| 20214 | HOME DEPOT | 4/12/2018 | | |
| | SSTS Facility Improvements | | 365.92 | |
| | SSTS Facility Maintenance | | 15.35 | |
| | JC & SSTS Facility Maintenance | | 35.00 | |
| | SSTS Scalehouse & Facility Maintenance Supplies | | 85.17 | |
| | SSTS Facility Maintenance | | 130.76 | |
| | SSTS Facility Maintenance | | 202.47 | |
| | SSTS Facility Improvements | | 107.88 | |
| | SSTS Scalehouse & Facility Maintenance Supplies | | 250.67 | |
| | SSTS Scalehouse & Facility Maintenance Supplies | | 88.63 | |
| | SSTS Facility Maintenance | | 441.41 | |
| | SSTS Facility Maintenance | | 93.02 | |
| | SSTS Scalehouse & Facility Maintenance Supplies | | 218.46 | |
| | | | | 2,034.74 |
| 20215 | **Void** | 4/12/2018 | - | |
| | | | | - |
| 20216 | PACIFIC GAS AND ELECTRIC COMPANY | 4/12/2018 | | |
| | ALL SITE ELECTRICAL SERVICES | | 689.23 | |
| | ALL SITE ELECTRICAL SERVICES | | 1,330.37 | |
| | ALL SITE ELECTRICAL SERVICES | | 1,865.96 | |
| | ALL SITE ELECTRICAL SERVICES | | 1,810.63 | |
| | SS ELECTRICITY | | 620.18 | |
| | ALL SITE ELECTRICAL SERVICES | | 19.72 | |
| | ALL SITE ELECTRICAL SERVICES | | 342.81 | |
| | ALL SITE ELECTRICAL SERVICES | | 415.78 | |
| | | | | 7,094.68 |
| 20217 | QUINN COMPANY | 4/12/2018 | | |
| | JC, JR, & SSTS Equipment & Vehicle Maintenance | | 48.41 | |
| | JC, JR, & SSTS Equipment & Vehicle Maintenance | | 389.05 | |
| | JC, JR, & SSTS Equipment & Vehicle Maintenance | | 1,527.24 | |
| | JC Equipment, SSTS Vehicle Maintenance | | 195.25 | |
| | JC Equipment, SSTS Vehicle Maintenance | | 760.01 | |
| | | | | 2,919.96 |
| 20218 | SKINNER EQUIPMENT REPAIR, INC. | 4/12/2018 | | |
| | JC Equipment Maintenance | | 256.00 | |
| | JC Equipment Maintenance | | 422.20 | |
| | | | | 678.20 |
| 20219 | VALLEY FABRICATION, INC. | 4/12/2018 | | |
| | SSTS Facility & Vehicle Maintenance | | 362.53 | |
| | | | | 362.53 |
| 20220 | CHUALAR UNION SCHOOL DISTRICT | 4/17/2018 | | |
| | Wally Waste not Award - Chualar Elementary | | 2,000.00 | |
| | | | | 2,000.00 |
| 20221 | KING CITY UNION SCHOOL DISTRICT | 4/17/2018 | | |
| | Wally Waste not Award - Santa Lucia School | | 2,000.00 | |
| | | | | 2,000.00 |
| 20222 | LINCOLN ELEMENTARY SCHOOL PTO | 4/17/2018 | | |
| | Wally Waste not Award - Lincoln School Elementary | | 2,000.00 | |
| | | | | 2,000.00 |
| 20223 | MONTEREY COUNTY OFFICE OF EDUCATION | 4/17/2018 | | |
| | Wally Waste not Award - Fremont 3 Head Start | | 2,000.00 | |
| | | | | 2,000.00 |
| 20224 | MONTEREY COUNTY OFFICE OF EDUCATION | 4/17/2018 | | |
| | Wally Wastenot Award - Frank Paul III Head Start | | 2,000.00 | |
| | | | | 2,000.00 |
| 20225 | NOTRE DAME HIGH SCHOOL | 4/17/2018 | | |
| | Wally Waste not Award - Notre Dame High School | | 2,000.00 | |
| | | | | 2,000.00 |

Salinas Valley Solid Waste Authority
Checks Issued Report for 4/1/2018 to 4/30/2018

| Check # | Name | Check Date | Amount | Check Total |
|---------|--|------------|--|-------------|
| 20226 | SALINAS CITY ELEMENTARY SCHOOL DISTRICT Wally Waste not Award - Dual Immersion Academy | 4/17/2018 | 2,000.00 | 2,000.00 |
| 20227 | SANTA RITA UNION SCHOOL DISTRICT Wally Wastenot Award - New Republic | 4/17/2018 | 2,000.00 | 2,000.00 |
| 20228 | SANTA RITA UNION SCHOOL DISTRICT Wally Waste not Award - Santa Rita Elementary | 4/17/2018 | 2,000.00 | 2,000.00 |
| 20229 | SLOANE DEVOTO Wally Waste not Award - Echo Valley School | 4/17/2018 | 2,000.00 | 2,000.00 |
| 20230 | UCEN, INC. Wally Wastenot Award - Oasis Charter Public School | 4/17/2018 | 2,000.00 | 2,000.00 |
| 20231 | COAST COUNTIES TRUCK & EQUIPMENT CO. SSTS Vehicle Maintenance | 4/19/2018 | 331.39 | 331.39 |
| 20232 | HOPE SERVICES SSTS CONTRACT LABOR SSTS CONTRACT LABOR | 4/19/2018 | 7,006.03 5,993.11 | 12,999.14 |
| 20233 | OFFICE DEPOT Administration Office Supplies | 4/19/2018 | 453.72 | 453.72 |
| 20234 | ONE STOP AUTO CARE/V & S AUTO CARE, INC SS VEHICLE MAINTENANCE | 4/19/2018 | 215.10 | 215.10 |
| 20235 | ONHOLD EXPERIENCE Telephone Hold Service | 4/19/2018 | 207.00 | 207.00 |
| 20236 | SCS FIELD SERVICES ALL SITES ROUTINE ENGINEERING SERVICES ALL SITES ROUTINE ENGINEERING SERVICES Lewis Rd & CH Non Routine Engineering Services Lewis Rd & CH Non Routine Engineering Services | 4/19/2018 | 1,550.00 5,395.00 935.64 864.00 | 8,744.64 |
| 20237 | A & G PUMPING, INC JR PORTABLE TOILET SERVICE | 4/20/2018 | 16.65 | 16.65 |
| 20238 | ALLEN BROTHERS OIL INC. JC Vehicle Maintenance | 4/20/2018 | 217.83 | 217.83 |
| 20239 | AT&T SERVICES INC MONTHLY TELEPHONE SERVICE | 4/20/2018 | 706.41 | 706.41 |
| 20240 | CALIFORNIA SOCIETY OF CPAs CAL CPA Annual Memberships CAL CPA Annual Memberships | 4/20/2018 | 410.00 50.00 | 460.00 |
| 20241 | CARDLOCK FUELS SYSTEM, INC. SSTS Dyed & Cleared Diesel SSTS Dyed and Cleared Diesel SSTS Dyed & Cleared Diesel SSTS Dyed and Cleared Diesel | 4/20/2018 | 129.67 3,387.26 3,739.82 808.92 | 8,065.67 |
| 20242 | CITY OF GONZALES MONTHLY HOSTING FEE | 4/20/2018 | 20,833.33 | 20,833.33 |

Salinas Valley Solid Waste Authority
Checks Issued Report for 4/1/2018 to 4/30/2018

| Check # | Name | Check Date | Amount | Check Total |
|---------|--|------------|---|-------------|
| 20243 | COAST COUNTIES TRUCK & EQUIPMENT CO. SSTS Vehicle Maintenance SSTS Vehicle Maintenance | 4/20/2018 | 43.51 40.28 | 83.79 |
| 20244 | CSC OF SALINAS/YUMA SSTS, JC Vehicle Maintenance SSTS, JC Vehicle Maintenance SSTS, JC Vehicle Maintenance SSTS Facility Maintenance SSTS Facility Maintenance | 4/20/2018 | 5.63 15.30 7.43 888.43 12.47 | 929.26 |
| 20245 | CUTTING EDGE SUPPLY JR Vehicle Maintenance | 4/20/2018 | 1,176.76 | 1,176.76 |
| 20246 | DOUGLAS NOLAN Rock Steady Juggling School Assembly Program | 4/20/2018 | 1,000.00 | 1,000.00 |
| 20247 | EAST BAY TIRE CO. SSTS Equipment Maintenance | 4/20/2018 | 513.11 | 513.11 |
| 20248 | EDGES ELECTRICAL GROUP, LLC SSTS Facility Maintenance JRTS Facility Maintenance | 4/20/2018 | 43.44 1,222.38 | 1,265.82 |
| 20249 | FERGUSON ENTERPRISES INC #795 JC Facility Maintenance SSTS Facility Maintenance JC Facility Maintenance SSTS Facility Maintenance PARTS RETURN | 4/20/2018 | 130.46 251.16 262.20 51.77 (233.82) | 461.77 |
| 20250 | FULL STEAM STAFFING LLC JC Contract Labor JC Contracted Labor JC Contracted Labor | 4/20/2018 | 687.75 399.00 1,241.63 | 2,328.38 |
| 20251 | GOLDEN STATE TRUCK & TRAILER REPAIR JC Vehicle Maintenance SSTS Vehicle Maintenance SSTS Vehicle Maintenance SSTS Vehicle Maintenance SSTS Vehicle Maintenance SSTS Facility Maintenance | 4/20/2018 | 87.55 585.23 53.86 1,136.07 97.85 1,220.55 | 3,181.11 |
| 20252 | GONZALES ACE HARDWARE JC Facility Maintenance JC Facility Maintenance JC Facility Maintenance | 4/20/2018 | 21.54 25.49 7.56 | 54.59 |
| 20253 | GREEN VALLEY INDUSTRIAL SUPPLY, INC SSTS Facility Maintenance | 4/20/2018 | 31.01 | 31.01 |
| 20254 | GUARDIAN SAFETY AND SUPPLY, LLC SSTS Safety Supplies | 4/20/2018 | 64.21 | 64.21 |
| 20255 | Hartford Fire Insurance Company Annual Surety Insurance Renewal GM | 4/20/2018 | 2,750.00 | 2,750.00 |
| 20256 | HD SUPPLY CONSTRUCTION SUPPLY, LTD BRANCH #6186 JCLF Facility Maintenance | 4/20/2018 | 59.00 | 59.00 |

Salinas Valley Solid Waste Authority
Checks Issued Report for 4/1/2018 to 4/30/2018

| Check # | Name | Check Date | Amount | Check Total |
|---------|--|------------|---|-------------|
| 20257 | KELLY-MOORE PAINT COMPANY INC. CH Facility Maintenance | 4/20/2018 | 73.38 | 73.38 |
| 20258 | KING CITY HARDWARE INC. JR Facility Maintenance | 4/20/2018 | 4.32 | 4.32 |
| 20259 | MARTA M. GRANADOS FY17-18 BD Meeting Interpreter | 4/20/2018 | 180.00 | 180.00 |
| 20260 | NEXIS PARTNERS, LLC MONTHLY ADMIN BUILDING RENT MONTHLY ADMIN BUILDING RENT | 4/20/2018 | 2,018.00 7,194.00 | 9,212.00 |
| 20261 | OFFICE DEPOT Admin Office Supplies Admin Office Supplies Admin Office Supplies SUPPLY RETURN | 4/20/2018 | 26.15 36.13 11.22 (22.94) | 50.56 |
| 20262 | PROBUILD COMPANY LLC JC Facility & Equipment Maintenance | 4/20/2018 | 22.17 | 22.17 |
| 20263 | PURE WATER BOTTLING ALL SITES BOTTLED WATER SERVICE ALL SITES BOTTLED WATER SERVICE ALL SITES BOTTLED WATER SERVICE ALL SITES BOTTLED WATER SERVICE | 4/20/2018 | 94.75 150.50 77.70 35.25 | 358.20 |
| 20264 | QUINN COMPANY JC EQUIPMENT MAINTENANCE JC Equipment Maintenance JC & SSTS Equipment Maintenance PARTS RETURN JC & SSTS Equipment Maintenance JC & SSTS Equipment Maintenance JC & SSTS Equipment Maintenance SSTS Vehicle Maintenance JC & SSTS Equipment Maintenance | 4/20/2018 | 15,491.77 61.78 2,420.02 (7,534.92) 69.20 95.66 338.92 3,377.22 67.50 | 14,387.15 |
| 20265 | **Void** | 4/20/2018 | - | - |
| 20266 | **Void** | 4/20/2018 | - | - |
| 20267 | REPUBLIC SERVICES #471 Monthly Admin Building Trash Service Pick Ups | 4/20/2018 | 72.88 | 72.88 |
| 20268 | RETURNS R US, INC. Med Bin Replacement Kits - All Care Pharmacy | 4/20/2018 | 450.00 | 450.00 |
| 20269 | ROSSI BROS TIRE & AUTO SERVICE JR Equipment Maintenance SSTS Equipment Maintenance SSTS Vehicle Maintenance SSTS Vehicle Maintenance SSTS Vehicle Maintenance SSTS Vehicle Maintenance SSTS Vehicle Maintenance | 4/20/2018 | 112.52 5,927.08 91.18 195.69 659.14 45.59 686.93 40.00 | 7,758.13 |

Salinas Valley Solid Waste Authority
Checks Issued Report for 4/1/2018 to 4/30/2018

| Check # | Name | Check Date | Amount | Check Total |
|---------|---|------------|---|-------------|
| 20270 | **Void** | 4/20/2018 | - | - |
| 20271 | **Void** | 4/20/2018 | - | - |
| 20272 | SALINAS PUMP CO Johnson Canyon Construction of New Well | 4/20/2018 | 71,536.26 | 71,536.26 |
| 20273 | SKINNER EQUIPMENT REPAIR, INC. JC Equipment Maintenance | 4/20/2018 | 4,957.82 | 4,957.82 |
| 20274 | VALLEY FABRICATION, INC. SSTS Facility & Vehicle Maintenance | 4/20/2018 | 10.05 | 10.05 |
| 20275 | WASTE MANAGEMENT INC Salinas Franchise Waste Transfer | 4/20/2018 | 28,628.03 | 28,628.03 |
| 20276 | CALIFORNIA HIGHWAY ADOPTION CO. MONTHLY HIGHWAY LITTER CLEANUP SERVICES | 4/20/2018 | 550.00 | 550.00 |
| 20277 | GONZALES ACE HARDWARE JC Facility and Equipment Supplies | 4/20/2018 | 21.64 | 21.64 |
| 20278 | GREEN RUBBER - KENNEDY AG, LP SS Facility Supplies SS Facility Supplies SS Facility Supplies | 4/20/2018 | 15.03 134.49 21.72 | 171.24 |
| 20279 | L. A. HEARNE COMPANY JC Facility Supplies | 4/20/2018 | 240.00 | 240.00 |
| 20280 | NETPIPE INTERNET SERVICES Monthly Network Services | 4/20/2018 | 242.00 | 242.00 |
| 20281 | VALLEY FABRICATION, INC. SSTS Facility & Vehicle Maintenance | 4/20/2018 | 181.57 | 181.57 |
| 20282 | OREGON STATE UNIVERSITY Certification Training | 4/23/2018 | 1,960.00 | 1,960.00 |
| 20283 | US BANK CORPORATE PAYMENT SYSTEM Hybrid Motor Works Admin Vehicle Maintenance Costco: Adm/SSTS Office Supplies Allston Way Garage: Parking for NCRA Meeting Amazon - Replacement Laptop Power Charger Amazon.com: Administration Office Supplies Amazon: Office Supplies AMAZON: PROTECTIVE LAPTOP CASE AMAZON:USB CHARGER AND CHARGING CABLE Mike's Pizza: Board of Directors Meeting - Meal Smart & Final: Board of Directors Meeting Snacks El Pollo Loco: Citizens Advisory Group Meeting Smart & Final: Citizens Advisory Group Meeting Costco: Office Supplies eBay: Dress Form to Display Trashion Show Design Safeway: Executive Committee Meeting Applebee's: Employee Recognition CSDA: AB1234 WEBINAR Facebook - Boosted Posts - Facebook & Instagram GFOA - CAFR Award Submittal | 4/24/2018 | 408.24 15.98 15.00 14.99 27.20 49.94 75.01 84.96 78.20 16.98 30.43 5.99 38.99 109.00 32.96 103.12 65.00 9.99 435.00 | |

Salinas Valley Solid Waste Authority
Checks Issued Report for 4/1/2018 to 4/30/2018

| Check # | Name | Check Date | Amount | Check Total |
|---------|--|------------|--------|-------------|
| | Staples: Hard Plastic Storage Bins | | 149.59 | |
| | Harbor Freight- SS Facility Supplies | | 52.43 | |
| | Amazon: JC Facility Maintenance | | 48.37 | |
| | Amazon.com: SSTS/JC Breakroom Supplies | | 25.24 | |
| | HUGHES:JR & JC SCALEHOUSE MONTHLY INTERNET SERVICE | | 171.61 | |
| | Target: Label Maker for Supplies in Storage Locker | | 27.30 | |
| | OKEEFE CONTROLS: LEACHATE TANK SUPPLIES | | 526.14 | |
| | NCH Software- Well VU Camera Software | | 34.99 | |
| | Marriott: CSMFO Conference - Lodging | | 294.58 | |
| | Hilton: Lodging Deposit-SWANA Conference | | 176.57 | |
| | Intermedia: Monthly Exchange Server Hosting | | 367.28 | |
| | Home Depot: Office window blinds | | 46.18 | |
| | Marriott: CSMFO Conference - Lodging | | 36.00 | |
| | Zig Auto Parts: SS Vehicle Supplies | | 9.44 | |
| | Barnes Welding Supply-JC Facility Maintenance | | 73.70 | |
| | SHRM: HR Certification Testing | | 300.00 | |
| | Alliance on Aging: Rancho Cielo Sponsorship | | 250.00 | |
| | Hartnell College: Ag Tech Summit Registration | | 250.00 | |
| | Costco: Adm/SSTS Office Supplies | | 37.22 | |
| | Orchard Supply Store-SSTS Supplies | | 98.31 | |
| | Tarpy's Road House: Special District Managers Mtg. | | 29.58 | |
| | Mission Linen Supply- HHW Disposals Supplies | | 327.75 | |
| | Home Depot: Used Household Battery Collection Cart | | 98.29 | |
| | Versa Desk - Desk Riser | | 323.38 | |
| | Walgreens: Administration Office Supplies | | 5.45 | |
| | CSDA: AB1234 Online Training | | 130.00 | |
| | CSDA: Webinar Registration | | 65.00 | |
| | CSDA: Webinar Registration | | 65.00 | |
| | | | | 5,636.38 |
| 20284 | **Void** | 4/24/2018 | - | |
| | | | | - |
| 20285 | **Void** | 4/24/2018 | - | |
| | | | | - |
| 20286 | **Void** | 4/24/2018 | - | |
| | | | | - |
| 20287 | **Void** | 4/24/2018 | - | |
| | | | | - |
| 20288 | AMERICAN SUPPLY CO. | 4/25/2018 | | |
| | HHW Disposal Supplies | | 503.41 | |
| | ALL SITES CUSTODIAL SUPPLIES | | 30.71 | |
| | ALL SITES CUSTODIAL SUPPLIES | | 401.97 | |
| | | | | 936.09 |
| 20289 | ASBURY ENVIRONMENTAL SERVICES | 4/25/2018 | | |
| | USED OIL RECYCLING | | 80.00 | |
| | | | | 80.00 |
| 20290 | AUTOZONE LLC. | 4/25/2018 | | |
| | JC Vehicle Supplies | | 10.60 | |
| | | | | 10.60 |
| 20291 | BC LABORATORIES, INC | 4/25/2018 | | |
| | ALL SITES WATER LAB ANALYSIS | | 738.51 | |
| | | | | 738.51 |
| 20292 | BECKS SHOES AND REPAIR | 4/25/2018 | | |
| | SSTS Uniforms-Safety Shoes | | 561.82 | |
| | | | | 561.82 |
| 20293 | CALIFORNIA WATER SERVICE | 4/25/2018 | | |
| | SSTS Water Service | | 744.38 | |
| | | | | 744.38 |

Salinas Valley Solid Waste Authority
Checks Issued Report for 4/1/2018 to 4/30/2018

| Check # | Name | Check Date | Amount | Check Total |
|---------|--|------------|---|-------------|
| 20294 | CARDLOCK FUELS SYSTEM, INC. SSTS Biodiesel Fuel JC Biodiesel Fuel JC & JR Equipment Diesel JC & JR Equipment Diesel SSTS Biodiesel Fuel JC & JR Equipment Diesel | 4/25/2018 | 3,510.57 8,717.86 3,479.81 614.09 2,057.28 3,214.19 | 21,593.80 |
| 20295 | CARLON'S FIRE EXTINGUISHER SALES & SERVICE Admin Equipment Maintenance | 4/25/2018 | 426.87 | 426.87 |
| 20296 | COAST COUNTIES TRUCK & EQUIPMENT CO. SSTS Vehicle Maintenance | 4/25/2018 | 365.44 | 365.44 |
| 20297 | CSC OF SALINAS/YUMA SS VEHICLE MAINTENANCE SUPPLIES SSTS Equipment Maintenance SSTS Equipment Maintenance SSTS Vehicle Maintenance | 4/25/2018 | 420.17 12.67 165.43 298.39 | 896.66 |
| 20298 | EAST BAY TIRE CO. SSTS Vehicle Maintenance JC Equipment Maintenance | 4/25/2018 | 1,206.08 697.96 | 1,904.04 |
| 20299 | FERGUSON ENTERPRISES INC #795 JC Vehicle Maintenance SSTS Facility Maintenance | 4/25/2018 | 5.35 179.62 | 184.97 |
| 20300 | GFOA - GOVERNMENT FINANCE OFFICERS ASSOCIATION GASB Subscription | 4/25/2018 | 265.00 | 265.00 |
| 20301 | GOLDEN STATE TRUCK & TRAILER REPAIR SSTS Vehicle Maintenance SSTS Vehicle Maintenance SSTS Vehicle Supplies SSTS Equipment Maintenance SSTS Vehicle Maintenance SSTS Vehicle Maintenance SSTS Vehicle Maintenance | 4/25/2018 | 988.80 2,224.80 7,036.05 10.91 247.20 437.97 305.71 | 11,251.44 |
| 20302 | GONZALES ACE HARDWARE J Vehicle Maintenance SSTS Facility Maintenance JC Vehicle Maintenance JC Equipment Maintenance | 4/25/2018 | 19.47 2.14 19.44 1.50 | 42.55 |
| 20303 | GONZALES TIRE & AUTO SUPPLY JC VEHICLE SUPPLIES | 4/25/2018 | 16.11 | 16.11 |
| 20304 | GRAINGER SSTS Facility Maintenance | 4/25/2018 | 139.00 | 139.00 |
| 20305 | GREEN RUBBER - KENNEDY AG, LP SSTS Facility Maintenance | 4/25/2018 | 22.47 | 22.47 |
| 20306 | GREEN VALLEY INDUSTRIAL SUPPLY, INC SSTS Vehicle Maintenance | 4/25/2018 | 36.13 | 36.13 |
| 20307 | LIEBERT CASSIDY WHITMORE HR Personnel Matters | 4/25/2018 | 1,435.00 | 1,435.00 |

Salinas Valley Solid Waste Authority
Checks Issued Report for 4/1/2018 to 4/30/2018

| Check # | Name | Check Date | Amount | Check Total |
|---------|---|------------|--|-------------|
| 20308 | MICHAEL MANSFIELD JC VEHICLE FUEL | 4/25/2018 | 36.05 | 36.05 |
| 20309 | OFFICE DEPOT OPS & Admin Office Supplies OPS & Admin Office Supplies All Sites Office Supplies All Sites Office Supplies SSTS Office Supplies | 4/25/2018 | 8.72 110.15 8.96 66.42 13.10 | 207.35 |
| 20310 | PINNACLE MEDICAL GROUP Post accident #5843381-40 | 4/25/2018 | 100.00 | 100.00 |
| 20311 | PITNEY BOWES - POSTAGE Admin Postage | 4/25/2018 | 320.99 | 320.99 |
| 20312 | QUINN COMPANY SSTS Equipment Maintenance JC & SSTS Equipment Maintenance JC Equipment Maintenance SSTS Vehicle Maintenance JC & SSTS Equipment Maintenance SSTS Vehicle Maintenance | 4/25/2018 | 155.59 3,342.72 876.29 14.28 3,435.34 190.01 | 8,014.23 |
| 20313 | REFRIGERATION SUPPLIES DISTRIBUTOR HHW Freon Removal | 4/25/2018 | 67.73 | 67.73 |
| 20314 | ROBERT BIXBY ASSOCIATES, INC. SSTS Equipment Maintenance | 4/25/2018 | 396.96 | 396.96 |
| 20315 | RONNIE G. REHN JC, JR & SSTS Building Supplies | 4/25/2018 | 579.03 | 579.03 |
| 20316 | ROSSI BROS TIRE & AUTO SERVICE SSTS Equipment Maintenance SSTS Equipment Maintenance | 4/25/2018 | 38.00 35.00 | 73.00 |
| 20317 | SALINAS VALLEY CHAMBER OF COMMERCE Sponsorship - McShane's Earth Day Mixer | 4/25/2018 | 300.00 | 300.00 |
| 20318 | SCS FIELD SERVICES ALL SITES ROUTINE ENGINEERING SERVICES ALL SITES ROUTINE ENGINEERING SERVICES CH & LR ENGINEERING SERVICES Johnson Canyon Non Routine Services ALL SITES ROUTINE ENGINEERING SERVICES ALL SITES ROUTINE ENGINEERING SERVICES ALL SITES ROUTINE ENGINEERING SERVICES ALL SITES ROUTINE ENGINEERING SERVICES CH & LR ENGINEERING SERVICES | 4/25/2018 | 1,550.00 5,395.00 350.00 590.00 4,200.00 2,350.00 9,990.00 4,195.00 350.00 | 28,970.00 |
| 20319 | SKINNER EQUIPMENT REPAIR, INC. JC Equipment Maintenance JR Vehicle Maintenance | 4/25/2018 | 4,535.97 195.65 | 4,731.62 |
| 20320 | STURDY OIL COMPANY SSTS & JR Vehicle Maintenance SSTS & JR Vehicle Maintenance SS VEHICLE SUPPLIES SS Vehicle Supplies | 4/25/2018 | 460.03 152.90 152.90 151.83 | 917.66 |

Salinas Valley Solid Waste Authority
Checks Issued Report for 4/1/2018 to 4/30/2018

| Check # | Name | Check Date | Amount | Check Total |
|------------|---|------------|-----------|----------------------------|
| 20321 | TOYOTA MATERIAL HANDLING HHW Equipment Maintenance | 4/25/2018 | 263.58 | 263.58 |
| DFT2018427 | CA STATE BOARD OF EQUALIZATION QUARTERLY BOE LANDFILL PAYMENTS | 4/25/2018 | 69,350.40 | 69,350.40 |
| | Subtotal | | | <u>653,844.11</u> |
| | Payroll Disbursements | | | 441,049.73 |
| | Grand Total | | | <u><u>1,094,893.84</u></u> |



Report to the Executive Committee

ITEM NO. 3

Finance and Administration
Manager/Controller-Treasurer

General Manager/CAO

N/A

General Counsel

Date: June 7, 2018

From: C. Ray Hendricks, Finance and Administration
Manager

Title: A Resolution Approving the Disposal and Service
Fees Effective July 1, 2018, Rescinding Resolution
No. 2018-11, and Approving the Use of the Rate
Stabilization Fund to Offset Green Waste Costs

RECOMMENDATION

Staff requests that the Executive Committee recommends approval of the service fees effective July 1, 2018.

STRATEGIC PLAN RELATIONSHIP

This is a routine operational item. It does not directly relate to the Board's Strategic Plan.

FISCAL IMPACT

Approval of the proposed rate schedule will result in no increase in solid waste tipping fees due to an increased projected tonnage, an increase in organics, and an increase to the Transfer Station Surcharge of \$ 0.25. These items were all approved at the March 15, 2018 meeting. In addition to these increases, AB939 fees will need to increase by \$118,150 to fund the shortfall of expected revenue from Republic Services green waste processing rates.

DISCUSSION & ANALYSIS

Adjustment of AB939 Fee (Non-Disposal Programs)

The rates approved on March 15, 2018 were contingent on the City of Salinas allowing Republic Services to pass through the full cost of the Board approved organics program expansion and equalizing rates for all members. This would require phasing out the 2004 contract with Republic Services that provided for discounted green waste processing rates, set at a time when organics management was much simpler and lower cost, with fewer regulatory cost impacts. The City of Salinas decided not to allow for these pass throughs at this time pending review of the rate setting methodology for Republic Services.

To fully fund the green waste program and the budget, an increase of \$118,150 in AB939 fees is necessary. The discounted green waste contract with Republic Services has an escalator of 75% of CPI. The estimated revenue is calculated using the FY 2016-17 green waste tons. The rate stabilization fund was previously used to reimburse Republic for the additional costs of direct hauling to the landfill. This reimbursement provision is no longer in place, freeing up this one-time fund balance allocation to help reduce the AB 939

increase for FY 2018-19. The \$24,324 is the remaining balance in the fund. Following is the calculation for the green waste shortfall.

| | |
|------------------------------|-------------------|
| FY 2017-18 Rate | \$ 18.05 |
| FY 2018-19 CPI (2.67%) | <u>0.48</u> |
| FY 2018-19 Rate | 18.53 |
| FY 2018-19 Proposed Rate | <u>28.00</u> |
| Subsidy Amount | 9.47 |
| FY 2016-17 greenwaste tons | <u>15,047</u> |
| | 142,466 |
| Less Rate Stabilization Fund | <u>(24,324)</u> |
| Revenue Shortfall | <u>\$ 118,142</u> |

The following table represents the updated AB939 fees. This table includes the reallocation due to tonnage shifts as approved on March 15, 2018, as well as the additional \$118,142 in added AB939 fees.

| | FY 2014-15 | FY 2015-16 | FY 2016-17 | Total Tonnage FY 2015-17 | Allocation Percentage | Annual AB939 Fee | Monthly AB939 Fee |
|-----------------------|----------------|----------------|----------------|--------------------------------|--------------------------|---------------------|----------------------|
| Gonzales | 2,953 | 3,191 | 3,412 | 9,557 | | 50,859 | 4,238 |
| Greenfield | 6,030 | 6,233 | 6,604 | 18,867 | | 103,121 | 8,593 |
| Soledad | <u>6,493</u> | <u>6,836</u> | <u>7,136</u> | <u>20,465</u> | | <u>110,830</u> | <u>9,236</u> |
| Tri Cities (Combined) | 15,476 | 16,260 | 17,153 | 48,889 | 10.9% | 264,810 | 22,068 |
| King City | 7,439 | 7,643 | 8,485 | 23,567 | 5.2% | 127,652 | 10,638 |
| Monterey | 30,154 | 32,367 | 34,791 | 97,312 | 21.6% | 527,096 | 43,925 |
| Salinas | <u>91,950</u> | <u>91,518</u> | <u>96,838</u> | <u>280,306</u> | 62.3% | <u>1,518,292</u> | <u>126,524</u> |
| | <u>145,019</u> | <u>147,789</u> | <u>157,267</u> | <u>450,074</u> | | <u>2,437,850</u> | <u>203,155</u> |

BACKGROUND

The rates and budget were approved on March 15, 2018 were contingent on the City of Salinas allowing Republic Services to pass through costs for a phase-out termination of their contract for discounted green waste rates. The City of Salinas decided not to allow for these pass throughs at this time.

ATTACHMENT(S)

1. Resolution
2. Exhibit A – Disposal Fees and Rates Schedule

RESOLUTION NO. 2018 –

A RESOLUTION OF THE SALINAS VALLEY SOLID WASTE AUTHORITY APPROVING THE DISPOSAL AND SERVICE FEES EFFECTIVE JULY 1, 2018, RESCINDING RESOLUTION NO. 2018-11, AND APPROVING THE USE OF THE RATE STABILIZATION FUND TO OFFSET GREEN WASTE COSTS

WHEREAS, the Board of Directors of the Salinas Valley Solid Waste Authority held a public hearing on March 15, 2018 to review the disposal fees and rates for FY 2018-19; and,

WHEREAS, on March 15, 2018 the Authority Board adopted Resolution No. 2018-11 approving the Disposal and Service Fees effective July 1, 2018; and,

WHEREAS, the rates approved on March 15, 2018 were contingent on the City of Salinas allowing Republic Services to pass through costs for a phased out ending of their contract for discounted green waste rates; and,

WHEREAS, the City of Salinas decided not to allow for these pass throughs at this time; and,

WHEREAS, the rate stabilization fund was created to help offset costs for Salinas waste delivery to Johnson Canyon, and the transportation fees now fund this service; and,

WHEREAS the Board of Directors of the Salinas Valley Solid Waste Authority held a second public hearing on May 17, 2018 to review the disposal fees and rates for FY 2018-19 which was deferred to June 21, 2018; and,

WHEREAS the Board of Directors of the Salinas Valley Solid Waste Authority held a third public hearing on June 21, 2018 to review the disposal fees and rates for FY 2018-19; and,

WHEREAS said AB939 fee will be calculated as the full cost of AB939 services, less offsetting revenue and will be allocated to franchise haulers based upon their proportionate share of landfilled tonnage in the previous three fiscal years; and,

WHEREAS, a \$0.25 per ton increase in the Franchise Transportation Surcharge is necessary to pay for the transportation of Franchise Waste; and,

WHEREAS, other minor adjustments are necessary to the rate schedule; and,

NOW, THEREFORE, BE IT RESOLVED by the Board of Directors of the Salinas Valley Solid Waste Authority that the Disposal Fees and Rates Schedule attached hereto as "Exhibit A" is hereby approved to become effective July 1, 2018, and Resolution 2018-11 is hereby rescinded; and,

BE IT FURTHER RESOLVED that the funds remaining in the rate stabilization fund will be transferred to help offset green waste costs in fiscal year 2018-19.

BE IT FURTHER RESOLVED that the General Manager/CAO is hereby authorized to make adjustments to the Disposal Fees and Rates Schedule on a case by case basis for recyclable/diverted materials where there is a clear benefit to the Authority or when there is an instance or a situation not covered by the Disposal Fees and Rates Schedule. In such instances, the Board of Directors will be notified at the next scheduled meeting.

PASSED AND ADOPTED by the Board of Directors of the Salinas Valley Solid Waste Authority at a meeting duly held on the 21st day of June 2018, by the following vote:

AYES: BOARD MEMBERS:

NOES: BOARD MEMBERS:

ABSENT: BOARD MEMBERS:

ABSTAIN: BOARD MEMBERS:

ATTEST:

Simón Salinas, President

Erika J. Trujillo, Clerk of the Board

Exhibit A

SALINAS VALLEY SOLID WASTE AUTHORITY

PROPOSED DISPOSAL AND SERVICE FEES

Effective July 1, 2018

Note: Usefulness and suitability of materials is subject to scale house personnel's discretion.

| | <div>Current Fee or Rate</div> | | | <div>Proposed Changes</div> |
|--|------------------------------------|------------------------------------|-------------------------------------|---------------------------------|
| <u>LANDFILLED MATERIALS</u> | | | | |
| <u>Franchise Haulers (Class III Solid Waste)</u> | \$ | 68.50 | Per Ton | |
| <u>Self Haul Loads at all Sites</u> | | | | |
| Minimum charge per load (up to 500 lbs.) | \$ | 16.00 | Per Load | \$ 17.00 Per Load |
| Loads weighing between 501 and 999 lbs. | \$ | 32.00 | Per Load | \$ 34.00 Per Load |
| Loads weighing 1,000 lbs. and above | \$ | 68.50 | Per Ton | |
| <u>Fumigation or Mulch Plastic/Drip Tape - Johnson Canyon only</u> | | | | |
| Loads weighing 500 lbs. or less | \$ | 18.75 | Per Load | |
| Loads weighing between 501 and 999 lbs. | \$ | 37.50 | Per Load | |
| Loads weighing 1,000 pounds and above | \$ | 75.00 | Per Ton | |
| <u>Nonfriable Asbestos</u> | \$ | 90.00 | Per Ton | |
| Up to 1 cubic yard w/o pre-approval) wetted and double bagged | | | | |
| <u>Special Handling Charge (in addition to cost per ton) - Johnson Canyon only</u> | | | | |
| Remediated Soil Handling | \$ | 100.00 | Each | |
| Certified Burials (under 20' trailer) | \$ | 105.00 | Each | |
| Certified Burials (20' and over trailer) | \$ | 210.00 | Each | |
| <u>Special Handling Charge (in addition to cost per ton)</u> | | | | |
| Unloading Assistance (Per Person, 1 hour minimum) | \$ | 75.00 | Hour | |
| Pull Off / Push Off Assistance | \$ | 50.00 | Each | |
| <u>Tarps</u> | \$ | 10.00 | Each | |
| Untarped Loads | | Additional 50% of the Required Fee | | |
| <u>Compost Bins</u> | \$ | 49.95 | Each | |
| <u>*Soil (Loaded by the Customer) - Johnson Canyon</u> | \$ | 1.00 | Per Cubic Yard Up to 500 C.Y. | |

AB939 Fees

AB939 Fees Total \$ 2,319,700 Annual \$ 2,437,850 Annual

Fee is charged to franchise haulers based on prior three years of tonnage:

Fee allocation is as follows:

| | FY 2014-15 | FY 2015-16 | FY 2016-17 | Total Tonnage FYE 2015-17 | Allocation Percentage | Annual AB939 Fee | Monthly AB939 Fee |
|-----------------------|-------------------|-------------------|-------------------|--|----------------------------------|-----------------------------|------------------------------|
| Gonzales | 2,953 | 3,191 | 3,412 | 9,557 | | 50,859 | 4,238 |
| Greenfield | 6,030 | 6,233 | 6,604 | 18,867 | | 103,121 | 8,593 |
| Soledad | 6,493 | 6,836 | 7,136 | 20,465 | | 110,830 | 9,236 |
| Tri Cities (Combined) | 15,476 | 16,260 | 17,153 | 48,889 | 10.9% | 264,810 | 22,068 |
| King City | 7,439 | 7,643 | 8,485 | 23,567 | 5.2% | 127,652 | 10,638 |
| Monterey | 30,154 | 32,367 | 34,791 | 97,312 | 21.6% | 527,096 | 43,925 |
| Salinas | 91,950 | 91,518 | 96,838 | 280,306 | 62.3% | 1,518,292 | 126,524 |
| | <u>145,019</u> | <u>147,789</u> | <u>157,267</u> | <u>450,074</u> | | <u>2,437,850</u> | <u>203,155</u> |

SALINAS VALLEY SOLID WASTE AUTHORITY

PROPOSED DISPOSAL AND SERVICE FEES

Effective July 1, 2018

Note: Usefulness and suitability of materials is subject to scale house personnel's discretion.

| | Current Fee or Rate | | Proposed Changes | |
|--|------------------------|----------|---------------------|------------------|
| <u>SOURCE SEPARATED DIVERTIBLE MATERIALS</u> | | | | |
| <u>Cardboard</u> | No Charge | | | |
| <u>Recyclable plastic and glass containers, aluminum and paper</u> | No Charge | | | |
| <u>Metal including appliances without Freon</u> | No Charge | | | |
| <u>Construction and Demolition materials</u> | | | | |
| Clean Construction & Demolition | \$ | 58.00 | Per Ton | |
| Minimum charge per load (up to 500 lbs.) | \$ | 14.50 | Per Load | |
| Loads weighing between 501 and 999 lbs. | \$ | 29.00 | Per Load | |
| Loads weighing 1,000 lbs. and above | \$ | 58.00 | Per Ton | |
| <u>Mattresses and box springs (in recyclable condition)</u> | | | | |
| Mattresses and Box Springs (5 or less) | No Charge | | | |
| Mattresses and Box Springs (6 or more) | \$ | 5.00 | Each | |
| <u>Green Waste and Wood</u> | | | | |
| Minimum charge up to 500 lbs. | \$ | 10.00 | Per Load | |
| Loads weighing between 501 and 999 lbs. | \$ | 17.00 | Per Load | \$ 18.00 Per Ton |
| Loads weighing 1,000 lbs. and above | \$ | 33.50 | Per Ton | \$ 36.25 Per Ton |
| Wood Stumps (3 feet and over in diameter) & Tree limbs | \$ | 68.50 | Per Ton | |
| <u>Franchise Organics</u> | | | | |
| Loads weighing 1,000 lbs. and above | \$ | 33.50 | Per Ton | \$ 38.25 Per Ton |
| <u>Green Waste Contamination</u> | | | | |
| Curbside Truck, 2-3.5 cubic yards of contamination | \$ | 125.00 | per load | |
| Curbside Truck, 3.6-6 cubic yards of contamination | \$ | 210.00 | per load | |
| Curbside Truck, more than 6 cubic yards of contamination | \$ | 255.00 | per load | |
| Transfer Truck, 7-8.5 cubic yards of contamination | \$ | 125.00 | per load | |
| Transfer Truck, 8.6-10 cubic yards of contamination | \$ | 210.00 | per load | |
| Transfer Truck, more than 10 yards of contamination | \$ | 255.00 | per load | |
| <u>Soil and Aggregate (Johnson Canyon Landfill only)</u> | | | | |
| Clean Fill Dirt (up to 10 c.y. without pre-approval) (Outside SVR Service Area) | | New Rate | \$ | 28.00 Per Ton |
| Clean Fill Dirt (up to 10 c.y. without pre-approval) (SVR Service Area) | \$ | 14.00 | Per Ton | \$ 16.00 Per Ton |
| Asphalt (suitable for road base) | \$ | 1.00 | Per Ton | |
| Concrete (suitable for road base - no rebar) | \$ | 1.00 | Per Ton | |
| Concrete with rebar/pipe | \$ | 10.00 | Per Ton | |
| <u>Biosolids/Alternative Daily Cover (Johnson Canyon Landfill only and subject to pre-approval)</u> | \$ | 28.00 | Per Ton | |
| <u>Tires (without rims only)</u> | | | | |
| Auto/Light Truck Tires less than 42" | \$ | 2.00 | Each | |
| Auto/Light Truck Tires more than 42" | \$ | 10.00 | Each | |
| Commercial Tires | \$ | 75.00 | Each | |
| Equipment Tires | \$ | 150.00 | Each | |
| Altered Tires (split, sliced, quartered) | \$ | 68.50 | Per Ton | |

Exhibit A

SALINAS VALLEY SOLID WASTE AUTHORITY

PROPOSED DISPOSAL AND SERVICE FEES

Effective July 1, 2018

Note: Usefulness and suitability of materials is subject to scale house personnel's discretion.

| | Current Fee or Rate | Proposed Changes |
|--|--------------------------------|-----------------------------|
| <u>HOUSEHOLD HAZARDOUS WASTE AT COLLECTION FACILITIES</u> | | |
| All commercial customers | | |
| Households outside the Authority's service area | | |
| Minimum charge \$1.50 per lb. | | |
| Absorbent | \$ 1.50 Per Lb. | |
| Absorbent | \$ 8.00 Per Bag | |
| Acids/Bases | \$ 1.50 Per Lb. | |
| Aerosols | \$ 1.25 Per Can | |
| Antifreeze | \$ 1.50 Per Lb. | |
| Environmentally Hazardous Substances (Reactive and Solvents) | \$ 5.00 Per Lb. | |
| Flammable Liquids | \$ 1.50 Per Lb. | |
| Flammable Sludge | \$ 1.50 Per Lb. | |
| Motor Oil - contaminated | \$ 1.50 Per Lb. | |
| Oil Filters (autos and small trucks) | \$ 1.50 Each | |
| Oil Filters (trucks and equipment) | \$ 10.00 Each | |
| Oxidizers | \$ 1.50 Per Lb. | |
| Paint and Paint Related Materials | \$ 1.50 Per Lb. | |
| Pesticides | \$ 1.50 Per Lb. | |
| Toxic Solids | \$ 1.50 Per Lb. | |
| Household Hazardous Waste (HHW) Clean-up Service Fee (1 hour minimum) | \$ 75.00 Per Hour of Labor | |
| Household Hazardous Waste (HHW) Sorting Fee | \$ 25.00 Per customer | |
| <u>Appliances and Air Conditioners</u> | | |
| Without refrigerant | No Charge | |
| With refrigerant | \$ 15.00 Each | |
| <u>Gas Cylinders (Propane, helium, fire extinguishers only)</u> | | |
| Must be empty with valve open | | |
| 1 liter | \$ 1.50 Each | |
| 5 gallons | \$ 8.00 Each | |
| <u>Sharps Disposal (from residences only)</u> | | |
| Used needles and lancets (in an approved container) | No Charge | |
| <u>Sharps Containers (for household use)</u> | | |
| 3 Quart Container | \$ 5.00 Each | |

SALINAS VALLEY SOLID WASTE AUTHORITY


PROPOSED DISPOSAL AND SERVICE FEES

Effective July 1, 2018

Note: Usefulness and suitability of materials is subject to scale house personnel's discretion.

| | Current Fee or Rate | Proposed Changes |
|--|--|-----------------------------|
| <u>UNIVERSAL WASTE AT HHW COLLECTION FACILITIES</u> | | |
| | Minimum charge \$1.50 per pound | |
| Batteries | | |
| Alkaline or Rechargeable A, AA, AAA, B, C, D and 6 volt Nickel-Cadmium, Lithium, Silver Oxide-Hydrate Cells, Lead Gel Cells, Nickel-Metal, and Lithium | \$ 1.50 Per Lb. | |
| UPS/Automobile and Light Truck Batteries | No Charge | |
| CRT (televisions and computer monitors) | No Charge | |
| Cell Phones | No Charge | |
| Computers, keyboard and printers | No Charge | |
| Copiers, mimeographs, facsimile machines | No Charge | |
| Compact Fluorescent Bulbs | \$ 1.50 Per Lb. | |
| Fluorescent Lamps | \$ 1.50 Per Lb. | |
| Halogen, High Pressure Sodium Tubes | \$ 1.50 Per Lb. | |
| Fluorescent Ballasts (PCB) | \$ 2.00 Per Lb. | |
| Kitchen appliances: microwaves, toaster, toaster ovens | No Charge | |
| Mercury | \$ 7.00 Per Lb. | |
| Mercury thermostats, thermometers or switches | \$ 1.00 Each | |
| Toner, developer, ink cartridges (office use) | \$ 1.50 Per Lb. | |
| Toner and developer (industrial use) | \$ 1.50 Per Lb. | |
| <u>ADMINISTRATIVE & SPECIAL FEES</u> | | |
| Franchise Transportation Surcharge | \$ 17.50 Per Ton | \$ 17.75 Per Ton |
| Agenda Packets for Board or Executive Committee | \$ 116.00 Annually | |
| Agendas Only | \$ 26.00 Annually | |
| Agendas Only for Public Agencies | \$ 18.00 Annually | |
| Reproduction of Public Records | \$ 0.10 Per Page | |
| Copies of Weight Tags | \$ 20.00 Each | |
| Returned Check Fee | \$ 25.00 Each | |
| Finance Charge on accounts 30+ Days Past Due | 1.5% per mo., 18% annually | |
| Media duplication for disks, cds, tapes | Actual Cost \$5.00 Min. Each | |
| Plans & Specifications for Construction Projects | Actual Cost \$15.00 Min. Per Set | |
| Full Size Plans for Construction Projects | Actual Cost \$15.00 Min. Per Set | |

MONTEREY COUNTY



COUNTY ADMINISTRATIVE OFFICE

LEW C. BAUMAN
COUNTY ADMINISTRATIVE OFFICER

168 W. ALISAL STREET, 3RD FLOOR
SALINAS, CA 93901-2680
(831) 755-5115
FAX (831) 757-5792
www.co.monterey.ca.us

May 15, 2018

Patrick Mathews, General Manager
Salinas Valley Recycles
128 Sun Street, Suite 101
Salinas, CA 93901

Subject: Illegal Dumping and Litter Control Funding

Dear Mr. Matthews:

I appreciate your invitation for the County to present to your Board of Directors at their June 2018 meeting a proposal for a joint funding agreement toward enhancing the county-wide illegal dumping and litter control program. The proposal requests under agreement a contribution of \$100,000 from Salinas Valley Recycles toward the County's Litter and Environmental Control Services Program, matched by an equal contribution from Monterey Regional Waste Management District.


As you know, this proposal emerged from a meeting with you, and representatives of the Monterey Regional Waste Management District, the County Health Department, Grower-Shipper Association, Farm Bureau, the County Administrative Office, and several community members to explore options to mitigate illegal dumping and littering. At that meeting, a range of alternatives were explored including enhanced litter enforcement, enhanced litter crew staffing from: 1) the Work Alternative program; 2) General Assistance recipients; or 3) by contract with non-profits such as Hope Services and Rancho Cielo. After exploration of these options, it was determined that contracting with non-profit organizations to enhance litter crew staffing levels to full time was the most feasible and cost-effective solution. It is estimated that this cost would be approximately \$200,000/year, ostensibly financed by incremental tipping fee increases at both MRWMD and Salinas Valley Recycles.

By way of background, the County funds and operates a Litter Control and Environmental Control Program, providing management, litter guards, and trucks that provide litter and hazardous materials pick-up and disposal at a cost of approximately \$378,400. Litter crews have been historically staffed through the Work Alternative program (individuals serving sentences through community service). However, with changes in legislation, and demand for these individuals from a variety of entities, available staffing for litter crews has been dramatically reduced. Litter Crew staffing with non-

profits would permit the Litter Control Program to cost-effectively operate at full capacity year-round.

To implement this alternative, a simple Memorandum of Understand between Salinas Valley Recycles, MRWMD, and the County would provide for funding and include covenants to ensure funds are designated solely to contracting with non-profit entities for litter crew staffing.

Regards,



Lew C. Bauman
County Administrative Officer

cc: Tim Flanagan, General Manager, Monterey Regional Waste Management District



Report to the Executive Committee

Date: June 7, 2018

From: Patrick Mathews, General Manager/CAO

Title: Update on Long-Term Facility Needs Project
Environmental Impact Report and other Due
Diligence Studies/Activities

ITEM NO. 5

N/A

Finance and Administration
Manager/Controller-Treasurer

N/A

General Counsel

N/A

General Manager/CAO

**A VERBAL REPORT WILL BE GIVEN
AT THE MEETING**

RESOLUTION NO. 2018-

**A RESOLUTION OF THE SALINAS VALLEY SOLID WASTE
APPROVING TEMPORARY INCREASE IN GENERAL MANAGER/CAO SPENDING LIMITS TO FACILITATE
ONGOING CONSTRUCTION OF ORGANICS INFRASTRUCTURE JULY/AUGUST 2018**

WHEREAS, Section 3.01.130 of the Authority Code authorizes The Chief Administrative Officer to enter into such contracts where the amount of the contract does not exceed \$50,000.00, provided there existed an unencumbered appropriation in the fund account against which the expense is to be charged; and

WHEREAS, the Authority needs to ensure that construction for the expanded organics processing infrastructure occurs before the beginning of the rainy season; and

WHEREAS, the Board is on recess for the month of July and does not reconvene until August 16, 2018; and

WHEREAS, Section 3.01.150 of the Authority Code allows for waiving any provision of this Article when deemed in the best interests of the Authority; and,

NOW, THEREFORE, BE IT RESOLVED, by the Board of Directors of the Salinas Valley Solid Waste Authority, that the construction for the expanded organics processing infrastructure needs to occur before the beginning of the rainy season and requires a temporary amendment to section 3.01.130 of the Authority Code; and,

BE IT FURTHER RESOLVED, that the Chief Administration Officer or his delegate is hereby authorized to enter into such contracts where the amount of the contract does not exceed \$150,000 subject to the following conditions:

- The contract is for construction of any or all portions of the expanded organics processing infrastructure.
- The competitive bid requirements outlined in the Authority Code have been followed.
- There is adequate funding for the award within the Capital Improvements encumbrance for this project.
- The award must happen prior to the August 16, 2018 Board meeting to keep the project on schedule.
- Any contracts awarded using this amendment are reported to the Board at the August 16, 2018 Board Meeting.

BE IT FURTHER RESOLVED, that the amendment of this section of the Authority Code expires effective August 16, 2018, and any contracts awarded on or after this date must adhere to the Authority Code.

PASSED AND ADOPTED by the Board of Directors of the Salinas Valley Solid Waste Authority at a regular meeting duly held on the 21st day of June 2018, by the following vote:

AYES: BOARD MEMBERS:
NOES: BOARD MEMBERS:
ABSENT: BOARD MEMBERS:
ABSTAIN: BOARD MEMBERS:

ATTEST:

Simon Salinas, President

Erika J. Trujillo, Clerk of the Board



Report to the Executive Committee

Date: June 7, 2018

From: Patrick Mathews, General Manager/CAO

Title: Crazy Horse Landfill Satellite Organics
Recovery Facility

ITEM NO. 7

N/A

Finance and Administration
Manager/Controller-Treasurer

N/A

General Counsel

N/A

General Manager/CAO

**A VERBAL REPORT WILL BE GIVEN
AT THE MEETING**

SVR Agenda Items - View Ahead 2018
Item No. 8

| | Jun | Jul | Aug | Sep | Oct | Nov |
|----------|---|------------------------|--|---|---|------------------------------------|
| A | | | | | <i>Start Time 5 p.m.</i> | |
| 1 | Minutes | MEETINGS RECESS | Minutes | Minutes | Minutes | Minutes |
| 2 | Claims/Financials (EC) | | May Claims/Financials (EC) | Claims/Financials (EC) | Claims/Financials (EC) | Claims/Financials (EC) |
| 3 | Member Agencies Activities Report | | QTE June Cash & Investments | Member Agencies Activities Report | Member Agencies Activities Report/BD Public Outreach Participation (sp) | Member Agencies Activities Report |
| 4 | Strategic Plan Update | | June Claims/Financials (EC) | Strategic Plan Update | QTE September Cash & Investments | 3rd Qtr Tonnage & Diversion Report |
| 5 | CAG Update | | Member Agencies Activities Report | CCPP Supplemental Appropriations (EC) | 3rd QTE Facilities Customer Survey | Fund Balance Reserves (EC) |
| 6 | Marketing Services Agreement | | 2nd Qtr Tonnage & Diversion Report | Tire Amnesty Grant Supplemental Appropriation (EC) | BD/EC Meetings Schedule | COI Code updates |
| 7 | Electronic Waste Processing Agreement | | 3rd Qtr Facilities Customer Survey | LTFN EIR Qtrly Update (sp) | CAG Annual Report | Strategic Plan Approval |
| 8 | Public Hearing: Rates & Fee Sched (EC) | | QTE CAG Update | 2017-2018 SVR Annual Report | Legacy Liabilities Funding Options (sp) | Audit Report Previous FY (EC) |
| 9 | Social Media Campaign (sp) | | Recycling Recognition | Expanded Organics Program Updae (sp) | 5 pm - 10 pm RETREAT STRATEGIC PLAN 6-MONTH OBJECTIVES | <i>G/M Evaluation (EC)</i> |
| 10 | Community Service Recognitions | | Annual Tonnage & Diversion Performance Report | MOU Collaboration & Communication w/MRWMD (sp) | | |
| 11 | Mo. Co. Litter Abatement Funding Request (EC) | | Annual Franchise Haulers Performance Rpt | New FY Grants & CIP Budget | | |
| 12 | Approve CEQA LTFN Projects Descriptions (sp) (EC) | | Employee of the Year Recognition | C&D Recycling Program (EC) (sp) | | |
| 13 | Organics Program Actions (EC) | | Resale of Reusable Items / Materials Options (sp) | Board Policy Updates (EC) | | |
| 14 | CH Satellite Organics Recovery Facility (EC) | | | Report on Grant Opportunities/Consultant Needs (sp) | | |
| 15 | | | | | <div>Consent</div> <div>Presentation</div> <div>Consideration</div> <div>Closed Session</div> | |
| 16 | | | | | [Other] (Public Hearing, Recognition, Informational, etc.) (EC) Executive Committee (sp) Strategic Plan Item | |