



Agenda
EXECUTIVE COMMITTEE
THURSDAY, October 5, 2017
4:00 p.m.

Conference Room
128 Sun Street, Suite 101, Salinas, California

CALL TO ORDER

ROLL CALL

President	Simón Salinas (County of Monterey)
Vice President	Robert Cullen (City of King)
Alternate Vice President	Gloria De La Rosa (City of Salinas)

GENERAL MANAGER AND DEPARTMENT MANAGER COMMENTS

COMMITTEE MEMBER COMMENTS

PUBLIC COMMENTS

Receive public communications from audience on items which are not on the agenda. Speakers are limited to three minutes at the discretion of the Chair.

CONSIDERATION ITEMS

1. [Minutes of September 7, 2017 Meeting](#)
 - A. Committee Discussion
 - B. Public Comment
 - C. Recommended Committee Action – Approval
2. [August 2017 Claims and Financial Reports](#)
 - A. Receive a report from Finance and Administration Manager Ray Hendricks
 - B. Committee Discussion
 - C. Public Comment
 - D. Recommended Committee Action – Forward to the Board and Recommend Approval
3. [A Resolution Approving Supplemental Appropriation of \\$379,335 for Monterey Bay Air Resources Board FY18 AB 2766 Motor Vehicle Emission Reduction Grant Program](#)
 - A. Receive a report from Finance and Administration Manager Ray Hendricks
 - B. Committee Discussion
 - C. Public Comment
 - D. Recommended Committee Action – Forward to the Board and Recommend Approval

FUTURE AGENDA ITEMS

4. [Future Agenda Items – View Ahead Calendar](#)

ADJOURNMENT

This meeting agenda was posted at the Salinas Valley Solid Waste Authority office at 128 Sun Street, Suite 101, Salinas, on **Friday, September 29, 2017**. The Executive Committee will next meet in regular session on **Thursday, November 2, 2017, at 4:00 p.m.** Staff reports for the Authority Executive Committee meetings are available for review at 128 Sun Street, Suite 101, Salinas, California 93901, Phone 831-775-3000 and at www.salinavalleyrecycles.org.

In compliance with the Americans with Disabilities Act, if you need special assistance to participate in the meeting, please contact Erika J. Trujillo, Clerk of the Board, at 831-775-3000. Notification 48 hours prior to the meeting will enable the Authority to make reasonable arrangements to ensure accessibility to this meeting (28 CFR 35.102-35.104 ADA Title II)

**MINUTES OF MEETING
SALINAS VALLEY SOLID WASTE AUTHORITY
EXECUTIVE COMMITTEE
September 7, 2017**

DRAFT

CALL TO ORDER

President Salinas called the meeting to order at 4:01 p.m.

Committee Members Present

Simón Salinas	President
Robert Cullen	Vice President <i>(arrived at 4:07 p.m.)</i>
Gloria De La Rosa	Alternate Vice President <i>(departed at 5:17 p.m.)</i>

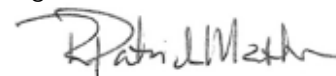
Staff Members Present

Patrick Mathews, General Manager/CAO
Cesar Zuniga, Asst. General Manager/
Operations Manager
Ray Hendricks, Finance and Administration
Manager
Brian Kennedy, Engineering and Environmental
Compliance Manager

Mandy Brooks, Resource Recovery Manager
Elia Zavala, Contract and Grants Analyst
Erika J. Trujillo, Clerk of the Board
Thomas Bruen, General Counsel
(via telephone)

ITEM NO. 1

Agenda Item



General Manager/CAO

N/A

GENERAL MANAGER AND DEPARTMENT MANAGER COMMENTS

(4:02) Finance Manager Hendricks reported that the Authority is currently working on the Finance Audit and will maintain the Committee updated on the progress.

COMMITTEE COMMENTS

None

PUBLIC COMMENT

None

CONSIDERATION ITEMS

1. Minutes of August 3, 2017, Meeting

(4:03)

Public Comment: None

Committee Action: Alternate Vice President De La Rosa made a motion to approve the minutes as presented. President Salinas seconded the motion. The motion passed unanimously; 2-0.

2. July 2017 Claims and Financial Reports

(4:03) Finance and Administration Manager Hendricks provided a report on the current Authority finances indicated revenue has been good for the beginning of the fiscal year with the only large expense being the insurance renewals.

Public Comment: None

Committee Discussion: The Committee discussed the report.

Committee Action: Alternate Vice President De La Rosa made a motion to forward to the Board for approval. President Salinas seconded the motion. The motion passed unanimously; 2-0

3. A Resolution Approving the Grants and Capital Improvement Projects Budget for Fiscal Year 2017-18

(4:04) Finance and Administration Manager Hendricks detailed the proposed budget adjustments needed to fund necessary Capital Improvements and Grants.

Public Comment: None

Committee Discussion: The Committee discussed the presentation. Director De La Rosa did not support the funding allocation pertaining to the Expansion Fund CIP 9805 - Harrison Road. She indicated that the City of Salinas has been discussing the item and is not in support to continue the funding.

Committee Action: Vice President Cullen made a motion to forward the report to the Board of Directors recommending approval as presented. President Salinas seconded the motion. The motion passed; 2-1 (De La Rosa opposed).

4. A Resolution Approving Supplemental Appropriation of \$61,955 for CalRecycle's Beverage Container Recycling City/County Payment Program 2016-17

(4:11) Finance and Administration Manager Hendricks provided a report explaining the grant funding process, the awarded amounts per member agency, and the requirements to comply with the grant. He detailed the breakdown of the proposed expenditure and amounts of the funding.

Public Comment: None

Committee Discussion: The Committee discussed the report.

Committee Action: Alternate Vice President De La Rosa made a motion to forward to the Board for approval. Vice President Cullen seconded the motion. The motion passed unanimously; 3-0

5. A Resolution Approving Supplemental Appropriation of \$62,832 for CalRecycle's 2017-18 Local Government Waste Tire Amnesty Grant

(4:15) Finance and Administration Manager Hendricks provided a report on the appropriation amount for the awarded grant. He explained the total amounts for historical funds for this grant, funds expended, total number of tires collected, and the average disposal cost per tire for each year.

Public Comment: None

Committee Discussion: The Committee discussed the report inquiring on the disposal of the tires once they have been collected.

Committee Action: Vice President Cullen made a motion to forward to the Board for approval. Alternate Vice President De La Rosa seconded the motion. The motion passed unanimously; 3-0.

PRESENTATION

6. Organics Program Update

(4:20) Resource Recovery Manager Brooks provided an overview on the options for the expansion of the Organics program. She detailed the collection and process for each option. Engineer and Environmental Compliance Manager Kennedy reviewed the permit and regulation requirements and process for the options. General Manager/CAO provided detailed

the estimated cost for each of the options and the affects it would have on the rates both to commercial and residential customers.

Public Comment: None

Committee Discussion: The Committee discussed the presentation.

Committee Action: By consensus the Committee directed staff to forward this item to the Board of Directors for discussion, recommending approval of the expansion of the organics recovery program implementation plan and funding structure.

FUTURE AGENDA ITEMS

7. Agenda Items – View Ahead

(5:18) The committee reviewed the future agenda items.

CLOSED SESSION

(5:18) President Salinas adjourned the meeting to closed session to discuss the following:

- 8.** Pursuant to **Government Code Section 54957.6** to provide instruction to General Manager/CAO Patrick Mathews to negotiate salaries and benefits with SVSWA employees - management and non-management.

RECONVENE

(6:10) President Salinas reconvened the open session with no reportable action taken in closed session.

ADJOURNMENT

(6:11) President Salinas adjourned the meeting.

APPROVED: _____
Simón Salinas, President

ATTEST: _____
Erika J. Trujillo, Clerk of the Board



Report to the Executive Committee

ITEM NO. 2

Finance Manager/Controller-Treasurer

General Manager/CAO

N/A

General Counsel

Date: October 5, 2017

From: C. Ray Hendricks, Finance and Administration Manager

Title: August 2017 Claims and Financial Reports

RECOMMENDATION

Staff recommends acceptance of the August 2017 Claims and Financial Reports.

DISCUSSION & ANALYSIS

Please refer to the attached financial reports and checks issued report for the month of August for a summary of the Authority's financial position as of August 31, 2017, the following are highlights of the Authority's financial activity for the month of August.

Results of Operations (Consolidated Statement of Revenues and Expenditures)

For the month of August 2017, operating expenditures exceeded revenue by \$674,817.

This is due to the debt service payments made twice a year in August and February. Fiscal year 2017-2018 to date operating revenue exceeded expenditures by \$93,540.

Revenues (Consolidated Statement of Revenues and Expenditures)

After two months of the fiscal year, (16.67% of the fiscal year), revenues total \$3,696,418 or 20.1% of the total annual revenues forecast of \$18,364,750. August Tipping Fees totaled \$1,307,687 and for the year to date totaled \$2,491,517 or 20.5% of the forecasted total of \$12,158,750.

Operating Expenditures (Consolidated Statement of Revenues and Expenditures)

As of August 31, (16.67% of the fiscal year), year-to-date operating expenditures total \$3,602,879. This is 21.5% of the operating budget of \$16,720,000.

Capital Project Expenditures (Consolidated Grant and CIP Expenditures Report)

For the month of August 2017, capital project expenditures totaled \$63,007. \$56,154 of the total was for Sun Street Transfer Station equipment replacements.

The FY 2017-18 Capital Improvement Projects Budget is approved with carryovers by the Board separate from the Operating Budget. The Capital Improvement Projects Budget will be presented to the Board at the October meeting.

Claims Checks Issued Report

The Authority's Checks Issued Report for the month of August 2017 is attached for review and acceptance. August disbursements total \$914,146.14 of which \$272,673.76 was paid from the payroll checking account for payroll and payroll related benefits.

Following is a list of vendors paid more than \$50,000 during the month of August 2017.

Vendor	Service	Amount
VISION RECYCLING INC	MTHLY GREENWASTE/WOODWASTE PROCESSING & DIVERSION C&D SVCS	\$110,695.85

Cash Balances

The Authority's cash position decreased \$808,613.68 during August to \$21,804,082.38. Most of the cash balance is restricted, committed, or assigned as shown below. FY 2016-17 Cash surpluses have not been allocated as of August 31, 2017:

Restricted by Legal Agreements:

Johnson Canyon Closure Fund	\$ 3,891,176.32
State & Federal Grants	129,657.58
BNY - Bond 2014A Payment	-
BNY - Bond 2014B Payment	-
BNY - Sub Pmt Cap One 2014 Eq Lease	-
GEO Deposit (CEQA)	4,611.92

Funds Held in Trust:

Central Coast Media Recycling Coalition	54,065.62
Employee Unreimbursed Medical Claims	1,231.46

Committed by Board Policy:

Undesignated Fund Surplus at 06-30-2017	3,949,367.12
AB939 Services	281,247.76
Designated for Capital Projects Reserve	1,138,128.87
Designated for Environmental Impairment Reserve	593,903.31
Designated for Operating Reserve	593,903.31
Expansion Fund (South Valley Revenues)	8,273,802.18
Salinas Rate Stabilization Fund	24,324.06

Assigned by Budget

Assigned for Capital Projects	3,702,543.09
Assigned for OPEB	438,000.00

Available for Operations (1,271,880.22)

Total	<u>\$ 21,804,082.38</u>
-------	-------------------------

ATTACHMENTS

1. August 2017 Consolidated Statement of Revenues and Expenditures
2. August 2017 Consolidated Grant and CIP Expenditures Report
3. August 2017 Checks Issued Report



Salinas Valley Solid Waste Authority

Consolidated Statement of Revenues and Expenditure

For Period Ending August 31, 2017

	CURRENT BUDGET	M-T-D REV/EXP	Y-T-D REV/EXP	% OF BUDGET	REMAINING BALANCE	Y-T-D ENCUMBRANCES	UNENCUMBERED BALANCE
<u>Revenue Summary</u>							
Tipping Fees - Solid Waste	12,158,750	1,307,687	2,491,517	20.5 %	9,667,233	0	9,667,233
Tipping Fees - Surcharge	1,803,000	189,077	358,524	19.9 %	1,444,476	0	1,444,476
Tipping Fees - Diverted Materials	1,442,700	248,707	421,744	29.2 %	1,020,956	0	1,020,956
AB939 Service Fee	2,309,800	193,308	386,616	16.7 %	1,923,184	0	1,923,184
Charges for Services	124,500	0	0	0.0 %	124,500	0	124,500
Sales of Materials	244,000	21,999	22,026	9.0 %	221,974	0	221,974
Gas Royalties	220,000	0	0	0.0 %	220,000	0	220,000
Investment Earnings	62,000	10,154	11,073	17.9 %	50,927	0	50,927
Grants/Contributions	0	0	0	0.0 %	0	0	0
Other Non-Operating Revenue	0	328	4,920	0.0 %	(4,920)	0	(4,920)
Total Revenue	18,364,750	1,971,259	3,696,418	20.1 %	14,668,332	0	14,668,332
<u>Expense Summary</u>							
Executive Administration	444,250	23,478	51,541	11.6 %	392,709	1,051	391,658
Administrative Support	535,850	32,890	76,086	14.2 %	459,764	124,029	335,736
Human Resources Administration	371,000	9,221	25,778	6.9 %	345,222	3,343	341,879
Clerk of the Board	170,750	18,871	28,294	16.6 %	142,456	4,159	138,297
Finance Administration	691,450	30,587	98,177	14.2 %	593,273	10,290	582,983
Operations Administration	464,900	25,280	50,475	10.9 %	414,425	3,850	410,575
Resource Recovery	809,650	49,757	107,748	13.3 %	701,902	5,088	696,814
Marketing	75,000	145	645	0.9 %	74,355	66,108	8,247
Public Education	226,500	8,676	10,149	4.5 %	216,351	112,463	103,888
Household Hazardous Waste	782,600	34,978	71,766	9.2 %	710,834	27,576	683,258
C & D Diversion	140,000	38,090	38,090	27.2 %	101,910	81,910	20,000
Organics Diversion	796,200	72,606	72,606	9.1 %	723,594	723,594	0
Diversion Services	18,000	1,600	1,600	8.9 %	16,400	0	16,400



Salinas Valley Solid Waste Authority

Consolidated Statement of Revenues and Expenditure

For Period Ending August 31, 2017

	CURRENT BUDGET	M-T-D REV/EXP	Y-T-D REV/EXP	% OF BUDGET	REMAINING BALANCE	Y-T-D ENCUMBRANCES	UNENCUMBERED BALANCE
Scalehouse Operations	531,950	29,280	73,390	13.8 %	458,560	15,711	442,849
JR Transfer Station	346,600	20,978	47,852	13.8 %	298,748	19,094	279,653
JR Recycling Operations	153,700	7,004	11,096	7.2 %	142,604	0	142,604
ML Transfer Station	265,000	47,095	47,095	17.8 %	217,905	217,905	0
SS Disposal Operations	713,600	62,908	156,737	22.0 %	556,863	48,589	508,274
SS Transfer Operations	1,082,700	156,027	232,673	21.5 %	850,027	15,594	834,434
SS Recycling Operations	693,100	36,299	64,653	9.3 %	628,447	69,199	559,248
JC Landfill Operations	2,376,550	170,336	327,742	13.8 %	2,048,808	274,723	1,774,085
JC Recycling Operations	383,800	15,473	27,719	7.2 %	356,081	147	355,934
Jolon Road Landfill	0	0	0	0.0 %	0	0	0
Crazy Horse Postclosure Maintenance	610,200	18,549	62,964	10.3 %	547,236	201,006	346,230
Lewis Road Postclosure Maintenance	227,200	11,309	43,585	19.2 %	183,615	82,363	101,252
Johnson Canyon ECS	311,300	14,486	18,768	6.0 %	292,532	145,768	146,764
Jolon Road Postclosure Maintenance	214,350	3,077	117,797	55.0 %	96,553	20,790	75,763
Sun Street ECS	186,300	10,767	16,289	8.7 %	170,011	108,692	61,319
Debt Service - Interest	1,619,100	816,418	816,418	50.4 %	802,682	0	802,682
Debt Service - Principal	1,229,900	852,068	852,068	69.3 %	377,832	0	377,832
Closure Set-Aside	248,500	27,823	53,077	21.4 %	195,423	0	195,423
Total Expense	16,720,000	2,646,076	3,602,879	21.5 %	13,117,121	2,383,040	10,734,082
Revenue Over/(Under) Expenses	1,644,750	(674,817)	93,540	5.7 %	1,551,210	(2,383,040)	3,934,250



Salinas Valley Solid Waste Authority

Consolidated Grant and CIP Expenditure Report

For Period Ending August 31, 2017

	CURRENT BUDGET	M-T-D REV/EXP	Y-T-D REV/EXP	% OF BUDGET	REMAINING BALANCE	Y-T-D ENCUMBRANCES	UNENCUMBERED BALANCE
Fund 180 - Expansion Fund							
180 9804 Long Range Facility Needs EIR	0	466	1,165	0.0 %	(1,165)	13,767	(14,932)
180 9805 Harrison Road	0	0	0	0.0 %	0	0	0
180 9806 Long Range Financial Model	0	0	0	0.0 %	0	0	0
180 9807 GOE Autoclave Final Project	0	0	0	0.0 %	0	0	0
Total Fund 180 - Expansion Fund	0	466	1,165	0.0 %	(1,165)	13,767	(14,932)
Fund 211 - State Grants							
211 9206 HHW HD25-15-0003	0	60	60	0.0 %	(60)	0	(60)
211 9208 Tire Amnesty 2015-16	0	0	0	0.0 %	0	0	0
211 9209 Tire Derived Aggregate 5-15-0004	0	1,533	1,533	0.0 %	(1,533)	0	(1,533)
211 9247 Cal Recycle - CCP	0	2,401	2,401	0.0 %	(2,401)	0	(2,401)
211 9248 Cal Recycle - 2014-15 CCP	0	0	0	0.0 %	0	0	0
211 9251 Cal Recycle - 2015-16 CCP	0	1,663	4,363	0.0 %	(4,363)	5,500	(9,863)
Total Fund 211 - State Grants	0	5,657	8,357	0.0 %	(8,357)	5,500	(13,857)
Fund 216 - Reimbursement Fund							
216 9802 Autoclave Demonstration Unit	0	0	0	0.0 %	0	0	0
216 9804 Long Range Facility Needs EIR	0	0	0	0.0 %	0	6,883	(6,883)
Total Fund 216 - Reimbursement Fund	0	0	0	0.0 %	0	6,883	(6,883)
Fund 800 - Capital Improvement Projects Fund							
800 9010 JC Roadway Improvements	0	0	0	0.0 %	0	0	0
800 9103 Closed Landfill Revenue Study	0	0	0	0.0 %	0	0	0
800 9316 CH Corrective Action Program	0	0	0	0.0 %	0	0	0
800 9319 CH LFG System Improvements	0	0	0	0.0 %	0	0	0
800 9401 LR LFG Replacement	0	730	1,670	0.0 %	(1,670)	6,719	(8,388)
800 9501 JC LFG System Improvements	0	0	0	0.0 %	0	0	0
800 9502 JC Flare Station Improvements	0	0	0	0.0 %	0	0	0



Salinas Valley Solid Waste Authority

Consolidated Grant and CIP Expenditure Report

For Period Ending August 31, 2017

	CURRENT BUDGET	M-T-D REV/EXP	Y-T-D REV/EXP	% OF BUDGET	REMAINING BALANCE	Y-T-D ENCUMBRANCES	UNENCUMBERED BALANCE
800 9506 JC Litter Control Barrier	50,000	0	0	0.0 %	50,000	0	50,000
800 9507 JC Corrective Action	0	0	0	0.0 %	0	0	0
800 9508 JC Drainage Modifications	0	0	0	0.0 %	0	0	0
800 9509 JC Groundwater Wells	0	0	0	0.0 %	0	0	0
800 9510 JC LFG System (Vertical Wells)	60,000	0	0	0.0 %	60,000	0	60,000
800 9511 JC LFG System (Horizontal Wells)	30,000	0	0	0.0 %	30,000	0	30,000
800 9526 JC Equipment Replacement	50,000	0	0	0.0 %	50,000	0	50,000
800 9527 JC Module 7 Engineering and Constr	540,000	0	0	0.0 %	540,000	0	540,000
800 9528 JC Roadway Improvements	0	0	0	0.0 %	0	0	0
800 9529 JC Leachate Handling Sys	0	0	0	0.0 %	0	0	0
800 9601 JR Transfer Station Improvements	84,000	0	0	0.0 %	84,000	0	84,000
800 9602 JR Equipment Purchase	0	0	0	0.0 %	0	0	0
800 9701 SSTS Equipment Replacement	300,000	56,154	56,154	18.7 %	243,846	0	243,846
800 9702 SSTS NPDES Improvements	0	0	0	0.0 %	0	0	0
Total Fund 800 - Capital Improvement Projects	1,114,000	56,884	57,824	5.2 %	1,056,176	6,719	1,049,458
Total CIP Expenditures	1,114,000	63,007	67,346	6.0 %	1,046,654	32,869	1,013,785

Salinas Valley Solid Waste Authority
Checks Issued Report for 8/1/2017 to 8/31/2017

Check #	Name	Check Date	Amount	Check Total
17778	GONZALES ACE HARDWARE JCLF FACILITY MAINTENANCE	8/4/2017	(38.87)	(38.87)
17971	JAMES MARTINEZ BUDDY LUNCH - WEEK 1	8/4/2017	(36.00)	(36.00)
18785	ALLEN BROTHERS OIL INC. JC VEHICLE MAINTENANCE	8/2/2017	163.67	163.67
18786	ASBURY ENVIRONMENTAL SERVICES MONTHLY HHW USED OIL HAULING & DISPOSAL	8/2/2017	80.00	80.00
18787	BC LABORATORIES, INC LR STORMWATER SAMPLES	8/2/2017	15.00	15.00
18788	BECKS SHOES AND REPAIR SSTS SAFETY GEAR SSTS SAFETY GEAR	8/2/2017	243.30 181.08	424.38
18789	BELSON OUTDOORS, INC 15-16 CCPP: RECYCLED PRODUCTS FOR KING CITY REVERSE ORIGINAL INVOICE	8/2/2017	2,400.85 (2,260.85)	140.00
18790	CALIFORNIA WATER SERVICE SSTS & JR WATER SERVICE	8/2/2017	290.82	290.82
18791	CARDLOCK FUELS SYSTEM, INC. ALL SITES FUEL	8/2/2017	14,842.97	14,842.97
18792	COAST COUNTIES TRUCK & EQUIPMENT CO. SSTS VEHICLE MAINTENANCE	8/2/2017	270.05	270.05
18793	COMCAST ANNUAL INTERNET SERVICE	8/2/2017	178.60	178.60
18794	EDGES ELECTRICAL GROUP, LLC SSTS FACILITY MAINTENANCE	8/2/2017	197.63	197.63
18795	EXPRESS SAFETY INC SSTS SAFETY GEAR	8/2/2017	81.21	81.21
18796	FEDEX ADMIN, FINANCE & OPS SHIPPING	8/2/2017	141.52	141.52
18797	FULL STEAM STAFFING LLC ALL SITES CONTRACT LABOR	8/2/2017	8,740.84	8,740.84
18798	GAIL K. TSUBOI BOARD RETREAT TRANSCRIBER	8/2/2017	1,770.88	1,770.88
18799	GOLDEN STATE TRUCK & TRAILER REPAIR SS VEHICLE & EQUIPMENT MAINTENANCE	8/2/2017	896.58	896.58

Salinas Valley Solid Waste Authority
Checks Issued Report for 8/1/2017 to 8/31/2017

Check #	Name	Check Date	Amount	Check Total
18800	GRAINGER ALL SITES FACILITY MAINTENANCE	8/2/2017	664.48	664.48
18801	GREEN RUBBER - KENNEDY AG, LP SS & JC FACILITY MAINTENANCE	8/2/2017	394.08	394.08
18802	GUARDIAN SAFETY AND SUPPLY, LLC JC & JR SAFETY GEAR	8/2/2017	479.01	479.01
18803	HOME DEPOT ALL SITES FACILITY SUPPLIES SUPPLY RETURN	8/2/2017	1,189.57 (204.09)	985.48
18804	**VOID**	8/2/2017	-	-
18805	HYDROTURF, INC SUPPLIES FOR GARDEN	8/2/2017	46.12	46.12
18806	INFINITY STAFFING SERVICES, INC. SSTS CONTRACT LABOR	8/2/2017	1,555.88	1,555.88
18807	JULIO GIL SSTS VEHICLE MAINTENANCE	8/2/2017	832.82	832.82
18808	MARILYN M. SNIDER BOARD RETREAT FACILITATOR	8/2/2017	2,996.08	2,996.08
18809	OFFICE DEPOT ADMIN, SCALE & HHW OFFICE SUPPLIES	8/2/2017	582.98	582.98
18810	PACIFIC GAS AND ELECTRIC COMPANY ALL SITE ELECTRICAL SERVICES	8/2/2017	7,080.33	7,080.33
18811	PERSONAL AWARDS INC SSTS UNIFORMS	8/2/2017	1,200.22	1,200.22
18812	QUINN COMPANY SSTS VEHICLE MAINTENANCE	8/2/2017	100.95	100.95
18813	R&B COMPANY JC MAINTENANCE SUPPLIES	8/2/2017	549.04	549.04
18814	RETURNS R US, INC. PHARMACEUTICAL TAKE BACK PROGRAM: DISPOSAL	8/2/2017	450.00	450.00
18815	SKINNER EQUIPMENT REPAIR, INC. SSTS VEHICLE MAINTENANCE	8/2/2017	359.56	359.56
18816	STRATEGIC INSIGHTS, INC CIP FINANCE SOFTWARE	8/2/2017	200.00	200.00
18817	STURDY OIL COMPANY SSTS FUEL	8/2/2017	241.36	241.36

Salinas Valley Solid Waste Authority
Checks Issued Report for 8/1/2017 to 8/31/2017

Check #	Name	Check Date	Amount	Check Total
18818	TOYOTA MATERIAL HANDLING HHW EQUIPMENT MAINTENANCE	8/2/2017	1,985.47	1,985.47
18819	TRI-COUNTY FIRE PROTECTION, INC. SSTS SAFETY SERVICES	8/2/2017	212.29	212.29
18820	UNITED RENTALS (NORTHWEST), INC SSTS EQUIPMENT RENTAL	8/2/2017	471.33	471.33
18821	VALLEY FABRICATION, INC. SSTS VEHICLE MAINTENANCE	8/2/2017	40.42	40.42
18822	WESTERN TRAILER COMPANY SSTS VEHICLE MAINTENANCE	8/2/2017	207.21	207.21
18823	AMERICAN SUPPLY CO. ALL SITES CUSTODIAL SUPPLIES	8/9/2017	315.07	315.07
18824	AT&T SERVICES INC MONTHLY TELEPHONE SERVICE	8/9/2017	635.30	635.30
18825	BECKS SHOES AND REPAIR SCALEHOUSE SAFETY GEAR	8/9/2017	181.08	181.08
18826	CONCERN: EMPLOYEE ASSISTANCE PROGRAM ANNUAL EMPLOYEE ASSISTANCE PROGRAM	8/9/2017	4,100.00	4,100.00
18827	COSTCO WHOLESALE ADMINISTRATION SUPPLIES EMPLOYEE APPRECIATION SUPPLIES	8/9/2017	81.93 276.91	358.84
18828	CSC OF SALINAS/YUMA SSTS EQUIPMENT MAINTENANCE	8/9/2017	3,927.07	3,927.07
18829	**VOID**	8/9/2017	-	-
18830	EAST BAY TIRE CO. JC EQUIPMENT MAINTENANCE	8/9/2017	24.50	24.50
18831	ERNEST BELL D. JR ADMIN, SSTS & JC JANITORIAL SERVICES	8/9/2017	2,400.00	2,400.00
18832	FERGUSON ENTERPRISES INC #795 SSTS FACILITY MAINTENANCE	8/9/2017	372.01	372.01
18833	FIRST ALARM QUARTERLY ALL SITES ALARM SERVICE	8/9/2017	43.50	43.50
18834	FLEETMATICS, USA LLC SSTS, JC & JR VEHICLE MAINTENANCE	8/9/2017	4,596.00	4,596.00
18835	GOLDEN STATE TRUCK & TRAILER REPAIR SSTS VEHICLE & EQUIPMENT MAINTENANCE	8/9/2017	6,258.74	6,258.74

Salinas Valley Solid Waste Authority
Checks Issued Report for 8/1/2017 to 8/31/2017

Check #	Name	Check Date	Amount	Check Total
18836	**VOID**	8/9/2017	-	-
18837	**VOID**	8/9/2017	-	-
18838	GONZALES ACE HARDWARE JCLF FACILITY MAINTENANCE	8/9/2017	38.87	38.87
18839	GRAINGER SSTS SAFETY SUPPLIES	8/9/2017	119.83	119.83
18840	GREEN RUBBER - KENNEDY AG, LP LR FACILITY MAINTENANCE	8/9/2017	18.09	18.09
18841	GREEN VALLEY INDUSTRIAL SUPPLY, INC SSTS EQUIPMENT MAINTENANCE	8/9/2017	226.75	226.75
18842	GUERITO ALL SITES PORTABLE TOILETS	8/9/2017	1,028.00	1,028.00
18843	INFINITY STAFFING SERVICES, INC. SSTS CONTRACT LABOR	8/9/2017	1,194.75	1,194.75
18844	JAMES MARTINEZ BUDDY LUNCH - WEEK 1	8/9/2017	36.00	36.00
18845	MARTA M. GRANADOS INTERPRETER SERVICES	8/9/2017	360.00	360.00
18846	MONTEREY BAY UNIFIED AIR POLLUTION CONTROL DISTRICT ALL SITES AIR BOARD FEES	8/9/2017	11,272.00	11,272.00
18847	PEOPLEREADY INC. JC CONRACT LABOR	8/9/2017	9,373.72	9,373.72
18848	QUINN COMPANY JC & SS EQUIPMENT MAINTENANCE	8/9/2017	1,665.38	1,665.38
18849	R. PATRICK MATHEWS PER DIEM FOR SWANA CONFERENCE	8/9/2017	340.00	340.00
18850	SHARPS SOLUTIONS, LLC MONTHLY SHARPSHAULING DISPOSAL	8/9/2017	160.00	160.00
18851	SKINNER EQUIPMENT REPAIR, INC. JC EQUIPMENT MAINTENANCE	8/9/2017	3,636.71	3,636.71
18852	STURDY OIL COMPANY SSTS FUEL	8/9/2017	310.06	310.06
18853	TOYOTA MATERIAL HANDLING HHW EQUIPMENT MAINTENANCE	8/9/2017	1,715.35	1,715.35

Salinas Valley Solid Waste Authority
Checks Issued Report for 8/1/2017 to 8/31/2017

Check #	Name	Check Date	Amount	Check Total
18854	BARTEL ASSOCIATES, LLC OPEB VALUATION	8/16/2017	500.00	500.00
18855	CALIFORNIA HIGHWAY ADOPTION CO. HIGHWAY LITTER ABATEMENT	8/16/2017	2,200.00	2,200.00
18856	GOLDEN STATE TRUCK & TRAILER REPAIR ALL SITES EQUIPMENT MAINTENANCE	8/16/2017	6,260.65	6,260.65
18857	GONZALES TIRE & AUTO SUPPLY JC TIRE REPAIR	8/16/2017	80.00	80.00
18858	GORDON CHIN LUNCH WITH THE GM	8/16/2017	95.59	95.59
18859	MANUEL PEREA TRUCKING, INC. SSTS VEHICLE MAINTENANCE	8/16/2017	250.00	250.00
18860	MONTEREY COUNTY HEALTH DEPARTMENT MO. CO. REGIONAL FEE APRIL-JUNE 2017	8/16/2017	28,983.77	28,983.77
18861	OFFICE DEPOT OFFICE SUPPLIES	8/16/2017	137.19	137.19
18862	PACIFIC WASTE SERVICES JC SURVEYING	8/16/2017	2,102.20	2,102.20
18863	SCALES UNLIMITED JR AND SS SCALE MAINTENANCE JR AND SS SCALE MAINTENANCE	8/16/2017	1,620.00 1,404.00	3,024.00
18864	US BANK CORPORATE PAYMENT SYSTEM OFFICE MAX:STORAGE BOXES FOR EVENTS AMAZON: ADMIN TABLE SKIRT AMAZON: R.R. WEATHERPROOF LASER LABELS MC-MASTER CAR- FENCE REPAIR SUPPLIES AMAZON: SSTS SECURITY SYSTEM SUPPLIES MOUNTAINMIKES:EMPLOYEE RECOGNITION MIKESPIZZA:EMPLOYEE RECOGNITION LUNCH KINGCITYPIZZA:EMPLOYEE RECOGNITION LUNCH SMARTANDFINAL:EMPLOYEE RECOGNITION SUPPLIES MCMaster-CARR: FENCE REPAIR SUPPLIES MCMaster-CARR: FENCE REPAIR SUPPLIES ZOMMYS: VEHICLE FUEL MC-MASTER CAR- FENCE REPAIR SUPPLIES DOUBLETREE BY HILTON: CONFERENCE LODGING SWENSONSILACCI:SYMPATHY FLOWERS GDL LAND'S ENDS: OPS SAFETY UNIFORMS HARBOR FREIGHT: EQUIPMENT MAINTENACE SUPPLIES	8/16/2017	64.41 53.48 92.81 31.06 378.51 220.00 97.30 60.35 17.02 65.13 393.59 17.10 564.06 175.36 18.05 712.31 143.22	3,103.76
18865	**VOID**	8/16/2017	-	-

Salinas Valley Solid Waste Authority
Checks Issued Report for 8/1/2017 to 8/31/2017

Check #	Name	Check Date	Amount	Check Total
18866	A & G PUMPING, INC JR PORTABLE TOILET SERVICE	8/16/2017	105.83	105.83
18867	AMERICAN SUPPLY CO. ALL SITES CUSTODIAL SUPPLIES	8/16/2017	140.88	140.88
18868	AT&T SERVICES INC MONTHLY TELEPHONE SERVICE	8/16/2017	173.30	173.30
18869	BC LABORATORIES, INC ALL SITES WATER LAB ANALYSIS	8/16/2017	6,966.00	6,966.00
18870	CALIFORNIA HIGHWAY ADOPTION CO. MONTHLY HIGHWAY LITTER CLEANUP SERVICES	8/16/2017	550.00	550.00
18871	CARDLOCK FUELS SYSTEM, INC. ALL SITES FUEL	8/16/2017	16,629.13	16,629.13
18872	CITY OF GONZALES JC WATER	8/16/2017	136.48	136.48
18873	DOUGLAS NOLAN ROCK STEADY JUGGLING SCHOOL ASSEMBLY PROGRAM	8/16/2017	5,250.00	5,250.00
18874	EAGLE STAR SECURITY SSTS SECURITY SERVICES	8/16/2017	2,214.00	2,214.00
18875	EDGES ELECTRICAL GROUP, LLC SSTS FACILITY MAINTENANCE	8/16/2017	163.83	163.83
18876	FERGUSON ENTERPRISES INC #795 JCLF MAINTENANCE SUPPLIES	8/16/2017	504.80	504.80
18877	FULL STEAM STAFFING LLC JC CONTRACT LABOR	8/16/2017	10,189.63	10,189.63
18878	GOLDEN STATE TRUCK & TRAILER REPAIR SSTS EQUIPMENT MAINTENANCE	8/16/2017	13,114.05	13,114.05
18879	GONZALES ACE HARDWARE JC FACILITY MAINTENANCE	8/16/2017	190.87	190.87
18880	GREEN RUBBER - KENNEDY AG, LP ALL SITES FACILITY MAINTENANCE	8/16/2017	922.00	922.00
18881	HD SUPPLY CONSTRUCTION SUPPLY, LTD BRANCH #6186 SS ASPHALT RAKE	8/16/2017	62.26	62.26
18882	INFINITY STAFFING SERVICES, INC. SSTS CONTRACT LABOR	8/16/2017	1,181.25	1,181.25
18883	JOHNSON ASSOCIATES SSTS EQUIPMENT MAINTENANCE	8/16/2017	397.68	397.68

Salinas Valley Solid Waste Authority
Checks Issued Report for 8/1/2017 to 8/31/2017

Check #	Name	Check Date	Amount	Check Total
18884	KING CITY HARDWARE INC. JR FACILITY MAINTENANCE	8/16/2017	257.23	257.23
18885	MANUEL PEREA TRUCKING, INC. JC VEHICLE MAINTENANCE	8/16/2017	348.71	348.71
18886	MARINA POLICE ACTIVITIES LEAGUE COMMUNITY EVENTS, SPONSERSHIP	8/16/2017	395.00	395.00
18887	MONTEREY AUTO SUPPLY INC SSTS EQUIPMENT MAINTENANCE	8/16/2017	292.01	292.01
18888	NEXTEL OF CALIFORNIA, INC SCALEHOUSE, SS & JR CELL PHONE SERVICES	8/16/2017	313.45	313.45
18889	PENINSULA MESSENGER LLC ALL SITES COURIER SERVICES	8/16/2017	620.00	620.00
18890	PROBUILD COMPANY LLC SS & JC FACILITY MAINTENANCE	8/16/2017	1,131.54	1,131.54
18891	QUINN COMPANY ALL SITES EQUIPMENT MAINTENANCE	8/16/2017	17,300.54	17,300.54
18892	**VOID**	8/16/2017	-	-
18893	REPUBLIC SERVICES #471 MONTHLY ADMIN BUILDING TRASH SERVICE PICK UPS	8/16/2017	72.88	72.88
18894	ROSSI BROS TIRE & AUTO SERVICE ALL SITES EQUIPMENT MAINTENANCE	8/16/2017	1,701.81	1,701.81
18895	**VOID**	8/16/2017	-	-
18896	STOCKMAN'S ENERGY INC. JR FACILITY MAINTENANCE	8/16/2017	1,414.00	1,414.00
18897	STURDY OIL COMPANY SSTS EQUIPMENT MAINTENANCE	8/16/2017	1,085.00	1,085.00
18898	THE OFFSET PROJECT SPECIAL EVENTS RECYCLING -TOP	8/16/2017	3,380.00	3,380.00
18899	THOMAS M BRUEN JULY LEGAL SERVICES	8/16/2017	1,287.31	1,287.31
18900	TRI-COUNTY FIRE PROTECTION, INC. SSTS SAFETY SUPPLIES	8/16/2017	78.99	78.99

Salinas Valley Solid Waste Authority
Checks Issued Report for 8/1/2017 to 8/31/2017

Check #	Name	Check Date	Amount	Check Total
18901	US BANK CORPORATE PAYMENT SYSTEM	8/16/2017		
	MONTEREY TIDES: RR RETREAT ROOM RENTAL		176.00	
	MONTEREY TIDES: RR RETREAT ROOM RENTAL		350.00	
	MONTEREYTIDES:ADMIN DEPT RETREAT		442.08	
	AMAZON.COM: ADMINISTRATION OFFICE SUPPLIES		69.53	
	AMAZON: SUPPLY RETURN		(11.74)	
	LUCIDPRESS:ANNUAL REPORT SOFTWARE		50.00	
	AMAZON:OFFICE SUPPLIES		28.38	
	ALASKA AIRLINES:CRRA CONFERENCE TRAVEL		309.60	
	ALASKA AIRLINES:CRRA CONFERENCE TRAVEL		324.60	
	EXPERIAN:CREDIT CHECKS		99.90	
	CRRA ZERO WASTE: CERTIFICATION REGISTRATION		100.00	
	INTERMEDIA: MONTHLY EXCHANGE SERVER		337.33	
	ACE HARDWARE: LR SUPPLIES		314.81	
	GFOA:GAAFR SUPPLEMENT BOOK		129.00	
	DALES GLASS SHOP: SSTS FACILITY MAINT		67.94	
	NEXTIVA: HR CONFIDENTIAL FAX		65.40	
	LCW LIEBERT LIBRARY MEMBERSHIP		405.00	
	ARCMATE:LITTER ABATEMENT SUPPLIES		390.32	
	TARGET: JC SCALEHOUSE SUPPLIES		54.61	
	ALASKAAIR:CONFERENCE TRAVEL		103.20	
	ELLI'S:PRE FINANCIAL AUDIT PLANNING MEETING		74.00	
	SURVEYMONKEY: QTR. MEMBERSHIP		78.00	
	SMART N FINAL: EMPLOYEE APPRECIATION SUPPLIES		14.81	
	SOUTHWEST AIRLINES: AIRFARE FOR SWANA CONFERENCE		405.96	
	SWANA WASTECON: CONFERENCE REGISTRATION		850.00	
	MCMaster: SSTS FACILITY MAINTENANCE		242.60	
	VERSA DESK - SIT TO STAND DESK RISER		486.71	
	WALMART: SAFETY SUPPLIES FOR WORKSHOP		54.47	
	WINCHELL'S: SAFETY SUPPLIES FOR WORKSHOP		12.98	
	MCMaster-CARR:FENCE REPAIR SUPPLIES		68.69	
				6,094.18
18902	**VOID**	8/16/2017	-	-
18903	**VOID**	8/16/2017	-	-
18904	**VOID**	8/16/2017	-	-
18905	VALLEY FABRICATION, INC.	8/16/2017		
	SSTS EQUIPMENT MAINTENANCE		23.86	
				23.86
18906	WASTE MANAGEMENT INC	8/16/2017		
	SALINAS FRANCHISE WASTE TO MADISON		47,094.55	
				47,094.55
18907	WEST COAST RUBBER RECYCLING, INC	8/16/2017		
	TIRE RECYLING SERVICES		1,600.00	
				1,600.00
18908	ALLEN BROTHERS OIL INC.	8/22/2017		
	SSTS VEHICLE MAINTENANCE		190.21	
				190.21

Salinas Valley Solid Waste Authority
Checks Issued Report for 8/1/2017 to 8/31/2017

Check #	Name	Check Date	Amount	Check Total
18909	AMERICAN SUPPLY CO. ALL SITES CUSTODIAL SUPPLIES	8/22/2017	56.54	56.54
18910	AT&T MOBILITY FINANCE INTERNET SERVICE	8/22/2017	42.35	42.35
18911	AUTOZONE LLC. SSTS EQUIPMENT MAINTENANCE	8/22/2017	18.09	18.09
18912	BC LABORATORIES, INC ALL SITES WATER LAB ANALYSIS	8/22/2017	490.00	490.00
18913	BECKS SHOES AND REPAIR JC SAFETY SUPPLIES	8/22/2017	157.87	157.87
18914	CARDLOCK FUELS SYSTEM, INC. JC BIODIESEL FUEL	8/22/2017	2,428.87	2,428.87
18915	CITY OF GONZALES MONTHLY HOSTING FEE	8/22/2017	20,833.33	20,833.33
18916	COAST COUNTIES TRUCK & EQUIPMENT CO. SSTS EQUIPMENT MAINTENANCE	8/22/2017	1,198.15	1,198.15
18917	CSC OF SALINAS/YUMA SSTS EQUIPMENT MAINTENANCE	8/22/2017	1,501.92	1,501.92
18918	EARTHQUAKE SALES LLC. 2003 MAC WALKING FLOOR	8/22/2017	27,413.00	27,413.00
18919	EAST BAY TIRE CO. JC VEHICLE MAINTENANCE	8/22/2017	24.50	24.50
18920	FULL STEAM STAFFING LLC ALL SITES CONTRACT LABOR	8/22/2017	9,394.57	9,394.57
18921	GOLDEN STATE TRUCK & TRAILER REPAIR SSTS EQUIPMENT MAINTENANCE	8/22/2017	11,671.94	11,671.94
18922	GONZALES ACE HARDWARE JR VEHICLE MAINTENANCE	8/22/2017	117.91	117.91
18923	GREEN RUBBER - KENNEDY AG, LP SSTS FACILITY MAINTENANCE	8/22/2017	14.01	14.01
18924	HOPE SERVICES SSTS CONTRACT LABOR	8/22/2017	11,279.80	11,279.80
18925	JULIO GIL SSTS VEHICLE MAINTENANCE	8/22/2017	84.92	84.92
18926	L.L. BEAN, INC. EMPLOYEE RECOGNITION SUPPLIES	8/22/2017	174.85	174.85

Salinas Valley Solid Waste Authority
Checks Issued Report for 8/1/2017 to 8/31/2017

Check #	Name	Check Date	Amount	Check Total
18927	MANUEL PEREA TRUCKING, INC. SSTS EQUIPMENT HAULING	8/22/2017	200.00	200.00
18928	MAURY R. TRELEVEN CRRA 2017 MAURY TRELEVEN	8/22/2017	1,113.40	1,113.40
18929	MONTEREY AUTO SUPPLY INC SSTS EQUIPMENT MAINTENANCE	8/22/2017	8.81	8.81
18930	MONTEREY COUNTY HEALTH DEPARTMENT SSTS PERMIT FEES	8/22/2017	1,922.00	1,922.00
18931	MONTEREY NEWSPAPERS PARTNERSHIP ADMIN NEWSPAPER SUBSCRIPTION	8/22/2017	380.13	380.13
18932	NEXIS PARTNERS, LLC SEP MONTHLY ADMIN BUILDING RENT - COMMON AREAS SEP MONTHLY ADMIN BUILDING RENT	8/22/2017	2,018.00 7,194.00	9,212.00
18933	OFFICE DEPOT ALL SITES OFFICE SUPPLIES	8/22/2017	651.25	651.25
18934	ONE STOP AUTO CARE/V & S AUTO CARE, INC OPS ADMIN VEHICLE MAINTENANCE	8/22/2017	144.65	144.65
18935	PURE WATER BOTTLING ALL SITES BOTTLED WATER SERVICE	8/22/2017	375.80	375.80
18936	QUINN COMPANY ALL SITES EQUIPMENT MAINTENANCE	8/22/2017	5,989.97	5,989.97
18937	ROSSI BROS TIRE & AUTO SERVICE JR VEHICLE MAINTENANCE	8/22/2017	231.59	231.59
18938	SCS FIELD SERVICES ALL SITES ROUTINE ENGINEERING SERVICES LR & JC NON ROUTINE ENVIRONMENTAL SERVICES	8/22/2017	20,847.50 4,656.58	25,504.08
18939	**VOID**	8/22/2017	-	-
18940	SKINNER EQUIPMENT REPAIR, INC. JC EQUIPMENT MAINTENANCE	8/22/2017	1,136.12	1,136.12
18941	STOCKMAN'S ENERGY INC. LR STORMWATER MONITORING	8/22/2017	1,414.00	1,414.00
18942	UNITED RENTALS (NORTHWEST), INC SSTS NPDES IMPROVEMENTS - EQUIPMENT RENTAL	8/22/2017	1,531.78	1,531.78
18943	VISION RECYCLING INC MONTHLY GREENWASTE AND WOODWASTE PROCESSING	8/22/2017	72,606.14	72,606.14

Salinas Valley Solid Waste Authority
Checks Issued Report for 8/1/2017 to 8/31/2017

Check #	Name	Check Date	Amount	Check Total
18944	WEST COAST RUBBER RECYCLING, INC JC TIRE DERIVED AGGREGATE (TDA)	8/22/2017	1,533.15	1,533.15
18945	WESTERN EXTERMINATOR COMPANY JC & SS EXTERMINATOR SERVICES	8/22/2017	369.50	369.50
18946	WILLDAN FINANCIAL SERVICES FINANCIAL DISCLOSURE SERVICES	8/22/2017	250.00	250.00
18947	ACE HARDWARE CORPORATION LR FACILITY MAINTENANCE	8/30/2017	28.64	28.64
18948	AMERICAN SUPPLY CO. ALL SITES CUSTODIAL SUPPLIES	8/30/2017	32.39	32.39
18949	AT&T SERVICES INC MONTHLY TELEPHONE SERVICE	8/30/2017	693.24	693.24
18950	BIOENERGY ASSOCIATION OF CALIFORNIA ANNUAL ASSOCIATION MEMBERSHIP	8/30/2017	2,750.00	2,750.00
18951	CALIFORNIA WATER SERVICE SSTS & JR WATER SERVICE	8/30/2017	2,613.01	2,613.01
18952	CARDLOCK FUELS SYSTEM, INC. JC BIODIESEL FUEL	8/30/2017	13,813.92	13,813.92
18953	CESAR ZUÑIGA PER DIEM FOR SWANA CONFERENCE	8/30/2017	378.00	378.00
18954	COAST COUNTIES TRUCK & EQUIPMENT CO. SSTS EQUIPMENT MAINTENANCE	8/30/2017	141.61	141.61
18955	COMCAST MONTHLY INTERNET SERVICE	8/30/2017	178.60	178.60
18956	COMPLETE PAPERLESS SOLUTIONS, LLC LASERFICHE ANNUAL SUPPORT FY17-18	8/30/2017	6,960.00	6,960.00
18957	CSC OF SALINAS/YUMA SSTS EQUIPMENT MAINTENANCE	8/30/2017	1,275.06	1,275.06
18958	DEPARTMENT OF MOTOR VEHICLES 2018 TRAILER DMV REGISTRATION	8/30/2017	4,769.00	4,769.00
18959	FEDEX OPERATIONS ADMIN OVERNIGHT SHIPPING	8/30/2017	86.74	86.74
18960	FULL STEAM STAFFING LLC ALL SITES CONTRACT LABOR	8/30/2017	19,144.92	19,144.92
18961	GOLDEN STATE TRUCK & TRAILER REPAIR ALL SITES EQUIPMENT MAINTENANCE	8/30/2017	11,544.14	11,544.14

Salinas Valley Solid Waste Authority
Checks Issued Report for 8/1/2017 to 8/31/2017

Check #	Name	Check Date	Amount	Check Total
18962	**VOID**	8/30/2017	-	-
18963	**VOID**	8/30/2017	-	-
18964	GRANITE ROCK CO/PAVEX SSTS NPDES IMPROVEMENTS	8/30/2017	456.12	456.12
18965	GREEN RUBBER - KENNEDY AG, LP JC FACILITY MAINTENANCE	8/30/2017	333.73	333.73
18966	GUARDIAN SAFETY AND SUPPLY, LLC JC & JR SAFETY SUPPLIES	8/30/2017	82.48	82.48
18967	HD SUPPLY CONSTRUCTION SUPPLY, LTD BRANCH #6186 SSTS NPDES IMPROVEMENTS	8/30/2017	76.90	76.90
18968	INFINITY STAFFING SERVICES, INC. SSTS CONTRACT LABOR	8/30/2017	2,436.75	2,436.75
18969	JUAN CAMACHO PER DIEM FOR SWANA CONFERENCE	8/30/2017	378.00	378.00
18970	JUAN CARDONA PRE EMPLOYMENT TESTING	8/30/2017	57.00	57.00
18971	OFFICE DEPOT HHW & SS OFFICE SUPPLIES	8/30/2017	345.42	345.42
18972	OSCAR GARCIA PER DIEM FOR SWANA CONFERENCE	8/30/2017	378.00	378.00
18973	PACIFIC GAS AND ELECTRIC COMPANY ALL SITE ELECTRICAL SERVICES	8/30/2017	7,053.65	7,053.65
18974	PACIFIC TRUCK PARTS, INC SSTS EQUIPMENT MAINTENANCE	8/30/2017	8.99	8.99
18975	PITNEY BOWES GLOBAL POSTAGE MACHINE ANNUAL LEASE	8/30/2017	412.44	412.44
18976	QUINN COMPANY ALL SITES EQUIPMENT MAINTENANCE	8/30/2017	10,632.35	10,632.35
18977	ROSSI BROS TIRE & AUTO SERVICE ALL SITES VEHICLE MAINTENANCE	8/30/2017	114.15	114.15
18978	SCS ENGINEERS JC ENGINEERING SERVICES	8/30/2017	225.00	225.00
18979	SHARPS SOLUTIONS, LLC MONTHLY SHARPSHAULING DISPOSAL	8/30/2017	160.00	160.00

Salinas Valley Solid Waste Authority
Checks Issued Report for 8/1/2017 to 8/31/2017

Check #	Name	Check Date	Amount	Check Total
18980	SKINNER EQUIPMENT REPAIR, INC. JC EQUIPMENT MAINTENANCE	8/30/2017	5,329.49	5,329.49
18981	SOLID WASTE ASSOCIATION OF NORTH AMERICA SWANA CONFERENCE REGISTRATIONS	8/30/2017	2,210.00	2,210.00
18982	STURDY OIL COMPANY SSTS EQUIPMENT MAINTENANCE	8/30/2017	152.90	152.90
18983	SOLID WASTE ASSOCIATION OF NORTH AMERICA SWANA CONFERENCE REGISTRATIONS	8/30/2017	1,105.00	1,105.00
18984	VALLEY FABRICATION, INC. SSTS EQUIPMENT MAINTENANCE	8/30/2017	397.01	397.01
18985	VALVOLINE INC. JC VEHICLE MAINTENANCE	8/30/2017	190.21	190.21
18986	VISION RECYCLING INC DIVERSION C&D SERVICES	8/30/2017	38,089.71	38,089.71
18987	WESTERN TRAILER COMPANY SSTS EQUIPMENT MAINTENANCE	8/30/2017	148.39	148.39
	Subtotal			<u>641,472.38</u>
	Payroll Disbursements			<u>272,673.76</u>
	Grand Total			<u><u>914,146.14</u></u>



Report to the Executive Committee

ITEM NO. 3

Finance Manager/Controller-Treasurer

General Manager/CAO

N/A

General Counsel

Date: October 5, 2017

From: Elia Zavala, Contracts & Grants Analyst

Title: A Resolution Approving Supplemental Appropriation of \$379,335 for Monterey Bay Air Resources Board FY18 AB2766 Motor Vehicle Emission Reduction Grant Program

RECOMMENDATION

Staff encourages the Executive Committee to recommend Board approval.

STRATEGIC PLAN RELATIONSHIP

The recommended action supports Strategic Plan Goal D: Maintain a High Performance and Flexible Workforce and supports the Authority's Mission, Vision and Values by promoting environmentally sound and cost-effective practices, increasing efficiency, and exercising fiscal prudence. This action will replace two 1999 model transfer trucks with two new 2018 fuel efficient compressed natural gas transfer trucks that will reduce air pollutant emissions, while improving fuel use efficiency for recycling and waste management fleet operations.

FISCAL IMPACT

This is a two-year term grant funded on a reimbursement basis for expenses incurred in accordance with the signed grant agreement. It does not require matching funds; however, the Authority has committed to absorb all additional costs that may be expended to successfully complete the grant project. The Authority is committed to funding an estimated \$26,010 in in-kind administrative costs to fulfill the roles described in the project's scope of work. Funds for this purpose are available in the 2017-18 budget.

The FY 2017-18 Budget was adopted in advance of notification of this grant award. Therefore, the budget needs to be amended to include the revenue and its associated expenditures, which is planned to be used as follows:

Grant Budget	Cost
Equipment	379,335
Total Grant Funding	\$ 379,335

DISCUSSION & ANALYSIS

The grant funding will achieve direct motor vehicle emissions reduction by replacing two (2) 1999 Peterbilt Day Cab Transfer Trucks (models 378 and 384) that transfer solid waste and recyclable materials from the Authority's transfer stations to its Johnson Canyon Landfill near Gonzales. The two transfer trucks will be replaced with two (2) new fuel efficient 2018 Peterbilt 567 Three Axle CNG Chassis Day Cab Transfer Trucks. These two new trucks will have the ability to use three fuel sources, compressed natural gas (CNG), liquid natural gas (LNG) or bio-thane. The Authority plans to initially use CNG as the fuel source for these vehicles. On average, an

Authority Transfer Truck runs approximately 36,000 on-road miles per year. The selected new model emits less pollution than conventional new vehicles meeting current emissions standards, resulting in cleaner air emissions from the projected 72,000 on-road miles per year in the Salinas Valley. The replacement units will be equipped with 2017 Cummins ISX12 Engines (Attachment No. 2) which meet California's Final Rule CARB Emission requirements. They will not only reduce pollutant emissions, but will also improve mileage and reduce the number of gallons of fuel consumed annually as compared with the 1999 Peterbilt units. The engines from the two 1999 units will be placed out of service and the trucks will be auctioned as surplus property.

BACKGROUND

On June 23, 2017, the Authority submitted a grant application to Monterey Bay Air Resources Board for its FY18 AB 2766 Emission Reduction Grant Program, under the Clean Air Management Program, Direct Motor Vehicle Emissions Reduction. A quantifiable cost-effectiveness (C/E) score was used for these projects and calculated in dollars per ton of pollutant reduced. Applicants were ranked according to highest C/E and project total annual emission reductions. Seven eligible applications were scored based on calculated emissions reductions. Four of those applicants were awarded, including the Authority's application, which received the second highest ranking under this category, with a C/E in dollar per ton of pollutant reduced of \$7,057, well below the \$20K threshold, achieving an emission reduction of 3.8 tons per year. Of even more significance, would be the reduction of diesel exhaust particulate matter (PM), 2.5 micron, which has been designated a toxic airborne contaminant by the California Air Resources Board.

ATTACHEMENT(S)

1. Resolution
2. 2018 Heavy Duty Natural Gas Engine Information Sheet

RESOLUTION NO. 2017 –

A RESOLUTION OF THE SALINAS VALLEY SOLID WASTE AUTHORITY APPROVING A SUPPLEMENTAL APPROPRIATION OF \$379,335 FOR MONTEREY BAY AIR RESOURCES BOARD FY18 AB 2766 MOTOR VEHICLE EMISSION REDUCTION GRANT PROGRAM

WHEREAS, on March 16, 2017, the Board of Directors of the Salinas Valley Solid Waste Authority approved the Fiscal Year 2017-18 Operating Budget; and,

WHEREAS, on September 20, 2017, after the approval of the Authority's Fiscal Year 2017-18 Budget, the Monterey Bay Air Resources Board awarded grant funding to the Salinas Valley Solid Waste Authority for the FY18 AB 2766 Motor Vehicle Emission Reduction Grant Program; and,

NOW THEREFORE, BE IT RESOLVED, by the Board of Directors of the Salinas Valley Solid Waste Authority that a Supplemental Appropriation of \$379,335 for Monterey Bay Air Resources Board's FY18 AB 2766 Motor Vehicle Emission Reduction Grant Program is hereby approved; and,

BE IT FURTHER RESOLVED, that the General Manager/CAO is hereby authorized to implement the budget in accordance with the Authority's financial policies.

PASSED AND ADOPTED by the Board of Directors of the Salinas Valley Solid Waste Authority at a regular meeting duly held on the 19th day of October 2017, by the following vote:

AYES: BOARD MEMBERS:

NOES: BOARD MEMBERS:

ABSENT: BOARD MEMBERS:

ABSTAIN: BOARD MEMBERS:

ATTEST:

Simón Salinas, President

Erika J. Trujillo, Clerk of the Board

COMING SOON

Cummins Westport
The Natural Choice



Move to Zero

2018 Heavy Duty Natural Gas Engine


INTRODUCING THE 2018

ISX12N™

CNG

LNG

RNG



Heavy Duty Class 8
performance
and efficiency

Improved air quality
and lower noise
pollution

Efficient Emissions
Reduction – More
vehicles per \$ than
electric powered vehicles

Lowest emission
Heavy Duty Truck
engine in North America

Features Near Zero
Technology currently
in production

Manufactured by
Cummins, backed
by Cummins Factory
Warranty

Available for customer orders January 2018

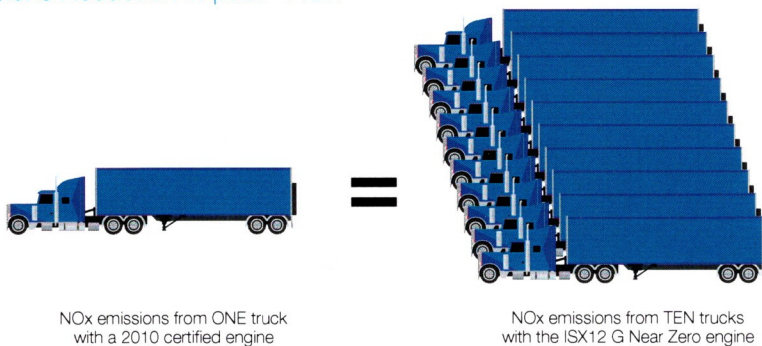
For more detailed engine information visit:
cumminswestport.com

 **Westport**

Reduced Emissions from Heavy Duty Trucks

- Certified to 2018 EPA and California ARB optional Near Zero emissions standard
 - Reduces smog forming NOx emissions by 90% vs. EPA 2010
 - NOx emissions from one 2010 certified vehicle = the NOx emissions of TEN ISX12 N Near Zero vehicles
 - Cost effective technology for Clean Air Act Ozone Non Attainment areas
- Greenhouse Gas emissions by 15%
 - Over 70% reduction with Renewable Natural Gas (RNG)
- Production begins Q1 2018

Emissions Reduction Impact - NOx



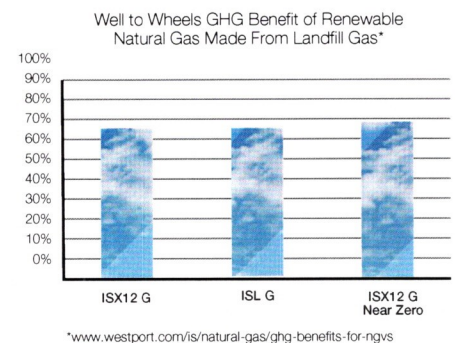
Proven Technology for Cost Effective Emission Reduction

- Over 65,000 (6.7 to 12 litre) engines in service with Cummins Westport stoichiometric cooled Exhaust Gas Recirculation (SEGR) technology
 - The ISX12N is designed for heavy duty truck applications up to 80,000 lbs
 - Will feature the Near Zero technology available today with the ISL G NZ
 - Over 9,000 heavy duty trucks with the ISX12 G have been delivered – millions of miles of experience
- Parts and Service Support – backed by the Cummins Sales and Service Network
- Lowest cost Near Zero option
 - More trucks for your dollar - vehicles cost less to own & operate than battery electric technology
 - Leverage existing fuel locations and expanding service/parts network
 - No extra training needed and no operating cost changes for current NG fleets
- Available from leading Truck OEMs for heavy duty on highway transport, port drayage, refuse, vocational, and conventional truck applications



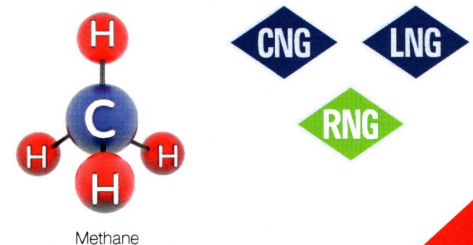
Renewable Fuel

- Capable of operating on 100% Renewable Natural Gas (RNG) (Methane gas naturally produced from composting or landfills)
- Offer significant Near Zero greenhouse gas benefits (+70%)
- Meets California 2023/2031 NOx and petroleum reduction goals now



The Natural Choice

- Cleanest Internal Combustion Technology
- Available in 2018 for Heavy Duty trucks
- Lowest cost Near Zero emissions option
- Fueling infrastructure and customer support services in place and growing
- Uses low carbon natural gas – abundant, domestic supply with stable pricing



SVR Agenda Items - View Ahead 2017-18						Item No. 4
	Oct	Nov	I-Dec	Jan	Feb	Mar
A				Election of Officers		
1	Minutes	Minutes	Minutes	Minutes	Minutes	Minutes
2	Claims/Financials (EC)	Claims/Financials (EC)	Claims/Financials (EC)	Claims/Financials (EC)	Claims/Financials (EC)	Claims/Financials (EC)
3	Member Agencies Activities Report	Member Agencies Activities Report	Member Agencies Activities Report	Member Agencies Activities Report	Member Agencies Activities Report	Member Agencies Activities Report
4	Strategic Plan Update	Strategic Plan Update	Strategic Plan Update	QTE December Cash & Investments	New Strategic Plan	Strategic Plan Update
5	QTE September Cash & Investments	3rd Qtr Tonnage & Diversion Report	Annual County Used Oil Report	QTE Dec. Facilities Customer Survey	4th Qtr Tonnage & Diversion Report	Public Hearing: Fee Sched Amend
6	QTE September Facilities Customer Survey	Fund Balance Reserves (EC)	Reserves Allocation (EC)	LTFN EIR Qtrly Update (sp)	FY Preliminary Operating & CIP Budget (EC)	New FY 18-19 Budget
7	Annual County Used Oil Report	Expand Emergency Preparedness Plan - All Staff (sp)	Export Markets for Recycling	Election of Officers		
8	COI Code updates	Updated Succession Plan (EC) (sp)	Self-Funding Programs (EC) (sp)	Board Member Public Outreach Participation (sp)		
9	CAG Annual Report	Grants/Loans Programs LT & Permanent Facility (sp)	G/M Evaluation	Mid-Year Budget Adjustments (EC)		
10	MBARD Grant Supplemental Appropriation (EC)	RFP Selection of PR Firm for Second Phase Public Outreach Plan (sp)		4th Qtr Facilities Customer Survey		
11	LTFN EIR Qtrly Update (sp)	Audit Report Previous FY (EC)		Annual Employee Survey Results		
12	Annual Franchise Haulers Performance Rpt	New Officers Nominating Committee		Market Research Study Results (sp)		
13	Real Property Negotiations Harris/Sala Rd Property	Board Policy Updates (EC)		Strategic Plan Update		
14	New FY Grants & CIP Budget	BD/EC Meetings Schedule		STRATEGIC PLAN 6-MONTH OBJECTIVES		
15		G/M Evaluation		FY 16-17 Budget Direction (EC)		
16				C&D Recycling Program (EC) (sp)		
17						
18						
19						

Consent

Presentation

Consideration

Closed Session

[Other] (Public Hearing, Recognition, Informational, etc.)
 (EC) Executive Committee
 (sp) Strategic Plan Item