



# MEDICATION TAKE-BACK PROGRAM

## PROPERLY DISPOSE OF MEDICATIONS AT THESE CONVENIENT LOCATIONS:

|  |  |  |  |
|--|--|--|--|
|  <p><b>AllCare Pharmacy</b><br/>For All Your HealthCare Needs</p> <p><b>331 Main Street<br/>Salinas, CA</b><br/>Mon. - Fri. 9 AM - 6 PM<br/>Sat. 9 AM - 1 PM</p>    |  |  <p><b>Alisal PHARMACY</b><br/>Since 1945</p> <p><b>323 North Sanborn Rd., Salinas</b><br/>Mon. - Fri. 9 AM - 6 PM<br/>Sat. 10 AM - 2 PM</p>    |  |
|--|--|--|--|

### Follow these 3 easy steps to use bins:

1. At home, remove pills from the container and consolidate in a clear zipper bag. Keep liquids & creams in original containers.
2. Remove or obscure personal information from medication containers. Recycle empty pill containers in your household recycling.
3. Place zipper bag, liquids, and creams into the medication collection bin.

*Note: Medications should remain in the original child-proof container until just prior to drop-off.*



### Accepted Household Medicines:

- Schedule II - V Controlled AND all Non-Controlled medications
- Over-the-counter medications (pills and liquids)
- Medicated ointments/ lotions
- Pet medications


### What Cannot Go In the Bin:

- Illegal (Schedule I) Substances
- Medical sharps and needles
- Iodine-containing medications
- Mercury thermometers
- Radiopharmaceuticals
- Chemotherapy or cytotoxic medicines
- Compressed cylinders or aerosols (e.g. asthma inhalers)
- Vitamins & dietary supplements
- Business medical waste





# PROGRAMA PARA EL DESECHO DE MEDICINAS

## ELIMINE CORRECTAMENTE SUS MEDICAMENTOS EN ESTOS LOCALES CONVENIENTES:



**AllCare Pharmacy**  
For All Your HealthCare Needs

**331 Main Street  
Salinas, CA**  
Mon. - Fri. 9 AM - 6 PM  
Sat. 9 AM - 1 PM




**Alisal PHARMACY**  
Since 1945



**323 North Sanborn Rd., Salinas**  
Mon. - Fri. 9 AM - 6 PM  
Sat. 10 AM - 2 PM






### Es Fácil Desechar de su Medicamento De Una Manera Segura:

1. Retire toda información personal del recipiente.
2. Medicamento en capsulas o tabletas puede ir puesto en una bolsa tipo "zip-lock" o ser vaciado directamente en el contenedor. Líquidos o cremas deben ir en su contenedor original.
3. Recicle los recipientes vacíos.



### **Medicinas Que Si Se Aceptan:**

- Medicinas con o sin receta
- Medicinas en estado sólido o líquido
- Todo tipo de pomadas o cremas
- Medicinas para mascotas

### **Medicinas Que No Se Aceptan:**

- Jeringas y agujas
- Bolsas de suero
- Gasas con sangre o infectadas
- Termómetros
- Agua oxigenada
- Botes de aerosol
- Vitaminas
- Recipientes vacíos
- Radiofármacos
- Medicina proveniente de actividades comerciales como oficinas de dentistas o doctors